

# NARCOTICS ANONYMOUS WORLD SERVICES, INC.

## *2025 Annual Report*



THE **POWER** OF **LOVE**



# *A Vision for NA Service*

All of the efforts of Narcotics Anonymous are inspired by the primary purpose of our groups. Upon this common ground we stand committed.

Our vision is that one day:

- Every addict in the world has the chance to experience our message in their own language and culture and find the opportunity for a new way of life;
- Every member, inspired by the gift of recovery, experiences spiritual growth and fulfillment through service;
- NA service bodies worldwide work together in a spirit of unity and cooperation to support the groups in carrying our message of recovery;
- Narcotics Anonymous has universal recognition and respect as a viable program of recovery.

Honesty, trust, and goodwill are the foundation of our service efforts, all of which rely upon the guidance of a loving Higher Power.

A Note from Your World Board	page 3
Staff & Offices	page 6
Production & Distribution	page 12
Financial Overview	page 19
Fellowship Contributions	page 25

*I learned to trust a power of love  
that is much bigger than me.*

Basic Text, "Coming Home"

## A Note from Your World Board

NA World Services is working hard every day to help members in local communities around the world carry the message of recovery. What that looks like changes from day to day and from community to community. What doesn't change is our message, and the unity that is essential to carry it. Even as outside issues create conditions that make unity feel logistically (and sometimes emotionally) difficult, the principles we practice in Narcotics Anonymous allow us to rise above. And the work of NA World Services becomes more important—and more challenging—to grow and maintain the ties that bind us together. The *Annual Report* gives us the opportunity to tell the story in numbers of what we do and how that serves the growing Fellowship of Narcotics Anonymous.

The *Annual Report* is created and released long after the fiscal year ends in June. This isn't a choice: It takes time to reconcile figures from branches in different currencies, and the annual independent audit is painstaking. But that distance allows us valuable perspective. We are able to look back and also forward. In this fiscal year we got a lot done, and we celebrate not only the big victories but the return of routine, of the simple structures of work that allow our pared-down staff to engage effectively and efficiently with the needs of a changing and developing Fellowship.

This fiscal year included a virtual interim conference—the first time we intentionally met virtually as a conference. While there was some essential decision making to handle at the iWSC, we were also able to engage in a new planning process that will reshape the way we collaborate going forward.

What seems most important to attend to in this annual report is not where we have been but where we are going. As we reflect on the progress we have

made, we also recognize that this growth brings with it new challenges that require our attention as a global Fellowship. Over the course of FY 2025 we were able to rebuild and execute on a level we had only dreamt of after the shutdowns. Still, there is no way to say this gently: Our sustainability as an organization is challenged by the conditions of the world, rising costs across all the kinds of work we do, and our culture of giving within the Fellowship. We have talked for a long time about changing the ways we support our services; today we bring a new urgency to this conversation.

The need for NA around the world has always been great, but today that need is being answered more and more: We are alive and recovering in 143 nations, and so many of the NA communities worldwide need love and encouragement as well as material support to develop. At the same time, in places where NA has grown and we see mature, vital, self-supporting NA communities, it is not possible to move money or goods across borders. Our excitement at the growth of NA and the recovery of so many addicts worldwide is tempered by concern that we will not be able to support these communities in the ways that our Vision for NA Service call us to.

*(continued on page 8)*



*Member contributions help make it possible for us to provide support and services to NA members, groups, and service bodies worldwide.*

# World Board Members

Board Member	First Elected	Term Ends	Location
Tana O'Sullivan	2012	2026*	Woodstock, New York, USA
Irene Crawley	2012	2026*	Westmeath, Ireland
Paul Fitzgerald	2012	2026*	Norwich, Great Britain
Hammed Al-Tamimi	2018	2026*	Kuwait City, Kuwait
Lib Edmonds	2018	2026*	Christchurch, New Zealand
Yoel Geffen	2018	2026*	Ashdod, Israel
Michael Bennett	2020	2026	Murfreesboro, Tennessee, USA
Danny Gershman	2020	2026	Secaucus, New Jersey, USA
Eduardo Gilioli	2020	2026	Jundiaí, São Paulo, Brazil
Jorge Mejia	2020	2026	Envigado, Colombia
Jose Luis Andreu	2016	2029*	San Juan, Puerto Rico
Jack Hovenier	2016	2029*	Bellingham, Washington, USA
Tim Smith	2016	2029*	Darlinghurst, Sydney, Australia
Carla Wensky	2023	2029	Powell, Wyoming, USA
Veronica Bistrom-Ferris	2023	2029	Nässjö, Sweden

\* The 2022 and 2023 World Service Conferences decided to extend these terms to coincide with a longer conference cycle.  
 \*\* Resigned May 2025 for personal reasons.

## Human Resource Panel

	First Elected	Term Ends	
Laura B	2020	2026*	Albuquerque, New Mexico, USA
Arne H-G	2020	2026*	Le Val, Provence Côte d'Azur, France
Ron M**	2023	2029	Winter Haven, Florida, USA
Sam L	2023	2029	Windham, Maine, USA

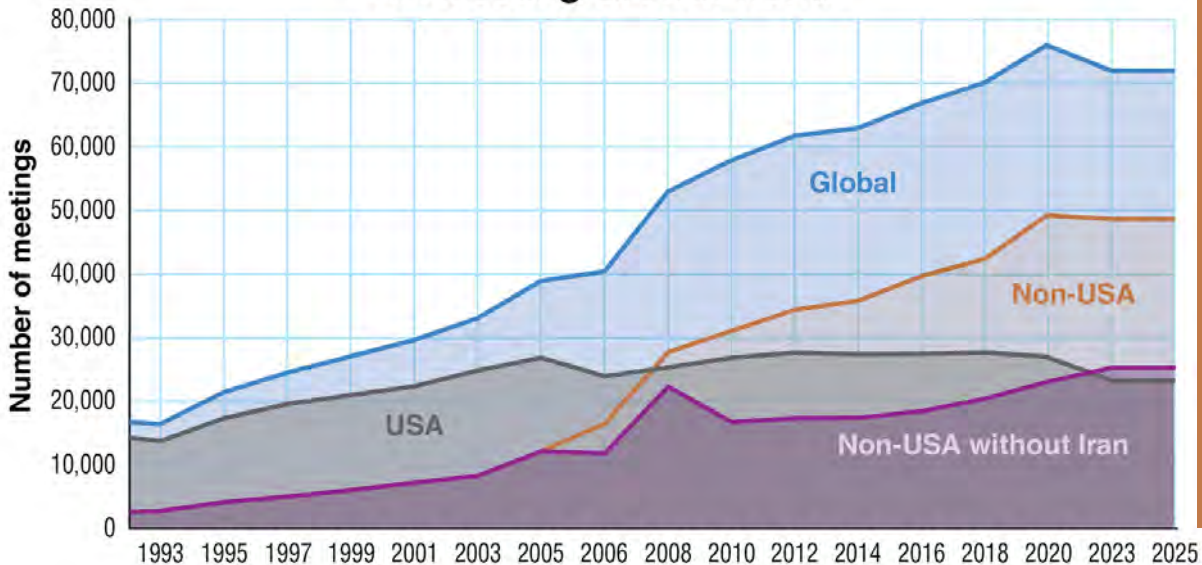
## WSC Cofacilitators

	First Elected	Term Ends	
Mario T	2020	2026*	Oakville, Australia
Louis H	2023	2029	Chicago, Illinois, USA

## Number of meetings 2025



## NA Meeting Growth Trend



The data in this graph of meeting growth trends is updated before each World Service Conference. We know our current count of virtual groups lags substantially behind the actual number. We look forward to more accurate information as virtual meetings are welcomed into service systems locally and worldwide.



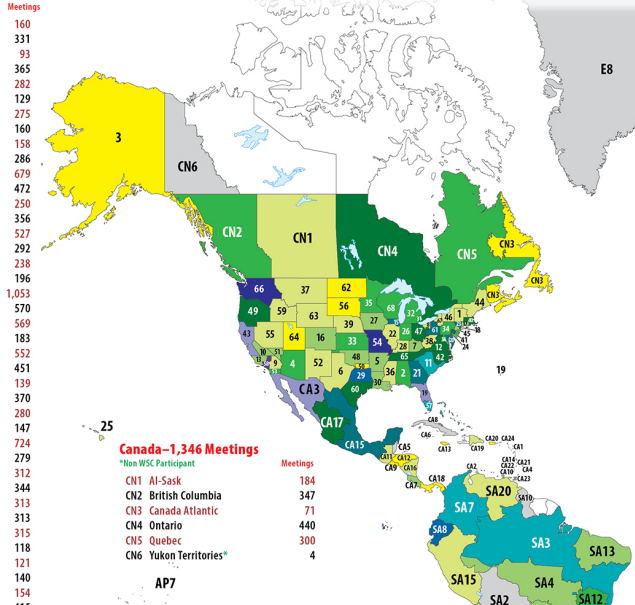
# Regions Around the World

## 72,215 Weekly Meetings Worldwide



### USA—23,511 Meetings

Rank	Region	Meetings
1	ABCD	160
2	Alabama/NW Florida	331
3	Alaska	93
4	Arizona	365
5	Arkansas	282
6	Best Little	129
7	Bluegrass Appalachian*	275
8	Buckeye	160
9	California Inland	158
10	California Mid-State	286
11	Carolina	679
12	Central Atlantic	472
13	Central California	250
14	Chesapeake & Potomac	356
15	Chicagoland	527
16	Colorado	292
17	Connecticut	238
18	Eastern New York	196
19	Florida	1,053
20	Free State	570
21	Georgia	569
22	Greater Illinois	183
23	Greater New York	552
24	Greater Philadelphia	451
25	Hawaii	139
26	Indiana	370
27	Iowa	280
28	Kentuckiana	147
29	Lone Star	724
30	Louisiana	279
31	Metro Detroit	312
32	Michigan	344
33	Mid-America	313
34	Mid-Atlantic	313
35	Minnesota	315
36	Mississippi	118
37	Montana	121
38	Mountaineer	140
39	Nebraska	154
40	New England	415
41	New Jersey	377
42	North Carolina	427
43	Northern California	1,174
44	Northern New England	146
45	Northern New Jersey	244
46	Northern New York	149
47	Ohio	462
48	OK Region	293
49	Pacific Cascade	463
50	Red River*	42
51	Region 51	293
52	Rio Grande	199
53	San Diego/Imperial	361
54	Show-Me	809
55	Sierra Sage	108
56	South Dakota	57
57	South Florida	650
58	Southern California	974
59	Southern Idaho	103
60	Texas Bluebonnet	466
61	Tri-State	545
62	Upper Midwest	76
63	Upper Rocky Mountain	114
64	Utah	87
65	Volunteer	432
66	Washington/North Idaho	880
67	Western New York	143
68	Wisconsin	326



### Canada—1,346 Meetings

Region	Meetings
CN1 Al-Sask	184
CN2 British Columbia	347
CN3 Canada Atlantic	71
CN4 Ontario	440
CN5 Quebec	300
CN6 Yukon Territories*	4

### Central America/Mexico—3,084 Meetings

Region	Meetings
CA1 Antigua and Barbuda*	3
CA2 Aruba*	23
CA3 Baja Son	1,190
CA4 Barbados*	8
CA5 Belize*	5
CA6 Cayman Islands*	2
CA7 Costa Rica	273
CA8 Cuba*	15
CA9 El Salvador	70
CA10 Grenada*	2
CA11 Guatemala	103
CA12 Honduras*	34
CA13 Jamaica*	27
CA14 Martinique*	2
CA15 Mexico	534
CA16 Nicaragua	119
CA17 Occidente-Mexico	412
CA18 Panama	71
CA19 Quisqueyana	100
CA20 Region del Coqui	62
CA21 Saint Lucia*	5
CA22 Saint Vincent and the Grenadines*	2
CA23 Trinidad and Tobago*	18
CA24 Virgin Islands*	4

### South America—7,719 Meetings

Region	Meetings
SA1 Argentina	790
SA2 Bolivia*	12
SA3 Brazil	626
SA4 Brazil Central	211
SA5 Brazil Sul	381
SA6 Chile	215
SA7 Colombia	623
SA8 Ecuador	700
SA9 Grande Sao Paulo	916
SA10 Guyana*	3
SA11 HOV Brazil	614
SA12 Minas	309
SA13 Nordeste Brazil	251
SA14 Paraguay*	35
SA15 Peru	183
SA16 Region 10 Brazil*	279
SA17 Rio de Janeiro	970
SA18 Rio Grande do Sul	238
SA19 Uruguay	238
SA20 Venezuela	125

### Western Europe—4,487 Meetings

Region	Meetings
E1 Belgium*	26
E2 Cyprus*	6
E3 Denmark	149
E4 Finland	217
E5 France	220
E6 German Speaking	416
E7 Greece	124
E8 Greenland*	1
E9 Iceland*	8
E10 Ireland	330
E11 Italy	200
E12 Luxembourg*	2
E13 Malta*	11
E14 Netherlands	272
E15 Norway	107
E16 Portugal	183
E17 Spain	353
E18 Sweden	420
E19 Switzerland*	100
E20 UK Region	1,342

### Africa—340 Meetings

Region	Meetings
A1 Angola*	2
A2 Botswana*	2
A3 Cape Verde Islands*	10
A4 Congo*	2
A5 Eswatini (Swaziland)*	1
A6 Ethiopia*	4
A7 Gambia, The*	1
A8 Ghana*	13
A9 Kenya*	14
A10 Liberia*	3
A11 Malawi*	1
A12 Morocco*	4
A13 Mozambique*	2
A14 Namibia*	3
A15 Nigeria*	3
A16 Rwanda*	1
A17 South Africa	211
A18 Tanzania*	28
A19 Uganda*	2
A20 Zambia*	3
A21 Zanzibar*	27
A22 Zimbabwe*	3

### Middle East—24,577 Meetings

Region	Meetings
ME1 Afghanistan*	102
ME2 Bahrain*	18
ME3 Egypt	200
ME4 Iran	21,861
ME5 Iran Region No.1	1,873
ME6 Iraq*	2
ME7 Israel	360
ME8 Jordan*	2
ME9 Kuwait*	30
ME10 Lebanon*	4
ME11 Oman*	18
ME12 Qatar*	7
ME13 Saudi Arabia*	52
ME14 Sudan*	6
ME15 Tajikistan*	1
ME16 United Arab Emirates*	41

### Eastern Europe/Russia—4,769 Meetings

Region	Meetings
EE1 Adriatic*	25
EE2 Big Moscow*	955
EE3 Blacklands (Russia)*	101
EE4 Bulgaria*	12
EE5 Czech-Slovak*	15
EE6 Estonia*	22
EE7 Far East (Russia)*	62
EE8 Hungary*	65
EE9 Latvia*	25
EE10 Lithuania	37
EE11 Moldova*	15
EE12 Nevskiy (Russia)*	185
EE13 North-West Russia	272
EE14 Poland	230
EE15 Povolzhie (Russia)*	526
EE16 Romanian*	4
EE17 Siberia*	330
EE18 Transil*	137
EE19 Turkey*	57
EE20 Ukraine	358
EE21 Ural & West Siberia*	408
EE22 Western Russia	928

### Asia Pacific—2,382 Meetings

Region	Meetings
AP1 Aotearoa New Zealand	205
AP2 Australia	695
AP3 Bangladesh*	16
AP4 Bhutan*	5
AP5 Cambodia*	1
AP6 China*	2
AP7 French Polynesia*	1
AP8 Guam*	10
AP9 Hong Kong*	10
AP10 Indonesia*	34
AP11 Japan	627
AP12 Laos*	1
AP13 Malaysia*	9
AP14 Maldives*	2
AP15 Mongolia*	3
AP16 Myanmar*	1
AP17 Nepal	113
AP18 NERF*	75
AP19 Northern Marianas Islands*	9
AP20 Pakistan North*	16
AP21 Pakistan South*	6
AP22 Philippines	113
AP23 Singapore*	11
AP24 SOSONA	325
AP25 South Korea*	11
AP26 Thailand	78
AP27 Vietnam*	3



Data is based on regional/zonal reports to WSC 2023 and NAWS database when available. Map not intended to be geographically accurate. Meeting numbers include both in-person and virtual meetings. Virtual meeting numbers were drawn only from regional reports and many may be missing. For a current map and additional Fellowship development resources, visit [na.org/ldrresources](http://na.org/ldrresources).

# NA World Services Staff

Chatsworth, California, USA

current staffing as  
of April 2026

## Administration

*Executive Director:* Becky Meyer (becky@na.org)

*Executive Assistants:* Eileen Perez (eileen.p@na.org), Elaine Wickham (elaine@na.org), Heather Sodenkamp (heather@na.org)

*Administrative Support Specialist:* Johnny Lamprea (johnny@na.org)

## Asset Management

*Comptroller and Team Leader:* Debbie Carnahan (debbie@na.org)

*Staff Accountant:* Aisha Corning (aisha@na.org)

*NAWS Bookkeeper/Operations Coordinator:* Rochelle Medina (rochelle@na.org)

*Accounting Assistants:* Chelsea Christian (chelsea@na.org), Eleonore Buffington (eleonore@na.org)

*Customer Service Supervisor:* Sylvia Cordero (sylvia@na.org)

*Customer Service Representative:* Jennifer Wonderling (jennifer@na.org)

## Communications

*Director of Communications:* Travis Koplow (travis@na.org)

*Project Coordinators:* Daniel Crotinger (daniel@na.org), Nick Elson (nick@na.org)

*Writer/Editors:* Eren Harris (eren@na.org), Andrea Lapin (andrea@na.org)

*Publications/Graphics Consultant:* Stacy Fowler (stacy.m@na.org)

## Fellowship Services

*Team Leader:* Steve Rusch (stever@na.org)

*Administrative Assistants:* Keri Kirkpatrick (keri@na.org), Shirley Pius (shirley@na.org)

## Information Technology

*IT Manager:* Matt Schmeck (matt@na.org)

*Database Administrator:* Lori Wheeler (lori@na.org)

*Network Administrator:* Juan Trejo (juan@na.org)

*IT Special Projects/Web Specialist:* David Buffington (davidb@na.org)

*Data Analyst:* Kelly Sweeten (kelly.s@na.org)

## Production

*Production Manager:* Fatia Birault (fatia@na.org)

*Senior Production Specialist:* Jesus "Chuy" Iniquez (chuy@na.org)

## Public Relations

*PR Assistant:* Rich Roy (rich@na.org)

## Translations

*Translations Manager:* De Jenkins (de.j@na.org)

*Team Assistants:* Sumit Dagi (sumit@na.org), Matt DeLuca (matt.d@na.org),

Sasha Petrenko (sasha@na.org)

## Warehouse

*Warehouse Manager:* Vince Alcala (vince@na.org)

*Shippers:* Jose Corea (jose@na.org), Devis Ghiglione (devis@na.org),

Hugo Ramirez (hugo@na.org), Kelley Taylor (kelley@na.org)

## New Staff

Chelsea Christian

Heather Sodenkamp

Kelly Sweeten

## Departing Staff

Anthony Edmondson (*Executive Director*)

Jane Nickels (*PR Manager*)

Sara Nichols (*Accounting Assistant*)



## In Memoriam

Since October 2022, Donnell Buckley worked as a Database Assistant on the IT team. She was a great support with the 2023 WSC and WCNA 38, and helped transition the meeting locator on na.org to local help-lines and websites. She lived each day to the fullest up until her untimely passing from cancer in January 2026. We miss her brilliant smile, her sense of humor, her enthusiasm, and her commitment to NA.

# Staff and Offices

## Your World Service Office (WSO)

Narcotics Anonymous World Services in Chatsworth, California, is the central resource hub for NA members, groups, and service bodies worldwide. The executive and administrative staff work with the World Board to carry out Conference-approved projects, coordinate workgroups, and support the World Convention. They communicate with members and the public through various periodicals, reports, webinars, and emails. The California office also produces and distributes NA literature, protects the Fellowship's copyrights and trademarks, and maintains our website, [na.org](http://na.org).



## Branch Offices

WSO-Europe distributes literature in 35 languages, including no-cost literature shipments to emerging NA communities in Eastern Europe and elsewhere. The office serves members, groups, and institutions seeking information about NA, and supports the European Delegates Meeting. We are glad to say that with Stéphane Dougoud as our new European Logistics Coordinator, WSO-E is stable once more. We have resumed onsite shipping and are looking for a larger location.




Siamak Khajeian manages the Iranian branch of the World Service Office. He and his staff—Mohammad Ahmari, Shahram Chegini, Nemat Hosseini, Farhad Poorsohi, and Saeed Khosravi—support NA's largest community and its 20,000+ meetings. WSO-Iran produces and distributes NA literature in Farsi. They also assist in the translation of documents and support many of the essential services offered by the region.



## Distribution Centers

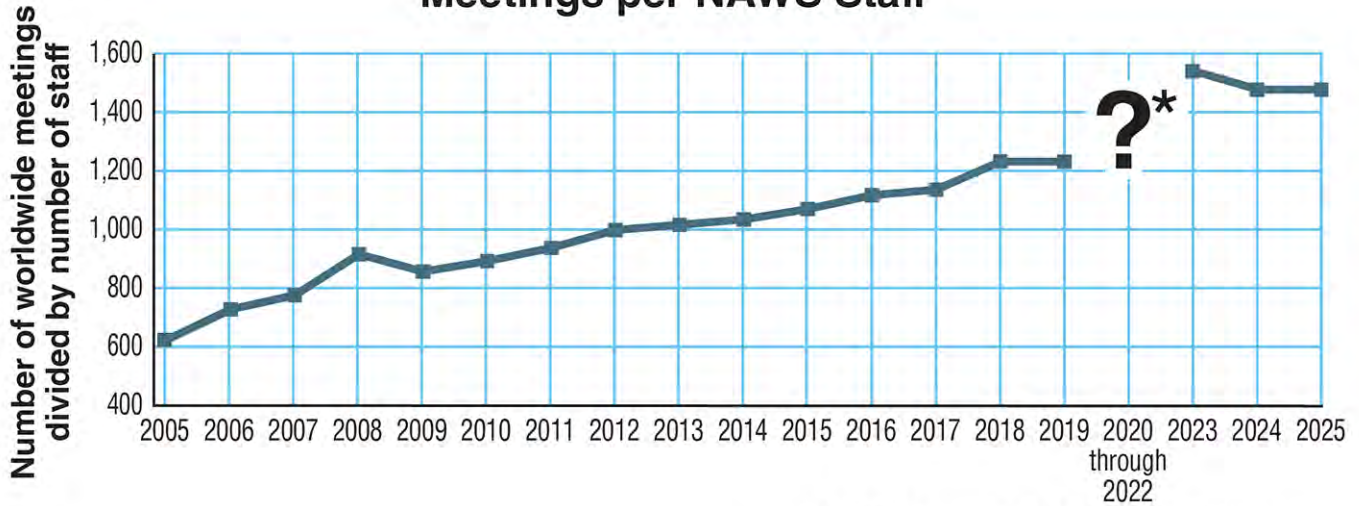
Two distribution centers—one in Mississauga, Ontario, Canada, and the other in Bangalore, India—play vital roles in furthering our vision. Pramila Dias distributes literature in twelve languages throughout South Asia from the Bangalore center. Brian and Ilda Sullivan continue to staff the Mississauga center that serves the literature needs of Canadian NA communities.



This was also the last full fiscal year under the executive management of Anthony Edmonson. After 39 years of service to NAWS, Anthony has retired. We are so grateful for the steadfast leadership and wise decision making Anthony provided. The transition from Anthony to Becky Meyer as Executive Director has been slow and deliberative to ensure that the handoff would be smooth. Anthony will continue to consult, advise, and look sternly over his glasses from his new and distant perch. Words can never express our gratitude for Anthony's many years of hard work and commitment to our greater good. *Guiding Principles* tells us, "Service is any action through which we give of ourselves, and every service position is a stewardship of trust." Anthony was a great steward of our resources—financial, human, and spiritual. He is leaving us better than he found us.

NA World Services does its best to maximize return on every Fellowship dollar. This chart shows the number of NA meetings worldwide relative to the number of NAWS staff at all five locations. During the pandemic (where you see the question mark on the chart), many meetings closed or suspended operation and NAWS staff numbers were cut drastically. Even through that difficult time, our meetings-to-staff ratio has remained very high. This chart also cannot fully account for the rising number of virtual meetings. NAWS has been creating tools and providing support for virtual meetings since the shutdowns began, but because so many virtual meetings are not plugged into the service system, we have no way of counting them all.

## Meetings per NAWS Staff



\*Due to the pandemic, we do not have accurate meeting numbers for 2020–2022

(continued from page 3)

## World Convention 38

The 2025 fiscal year runs from July 2024 to June 2025 and included the World Convention, which we will recap only briefly here because we covered it thoroughly in last year’s annual report. Much of the information around the convention was deemed too important to wait. WCNA was interwoven with the launch of the *NA Survival Kit* and the unscheduled launch of our new website. In this report we will try to strike a balance between being repetitive and being complete.

WCNA38 was a beautiful experience for all who attended, and included innovations (an app that served as a virtual program; kiosks to help members invest in our vision) and challenges that have shaped our experience going forward.

The financial report from WCNA 38 was in the last AR, and you probably know by now it was a heart-warming experience for those who attended, and a heartbreaking financial loss for NA World Services. A survey of attendees afterward has helped shape ideas going forward, and the World Board took the experience under advisement as it began to plan WCNA 39.

There were simply fewer attendees than our best predictions had led us to expect. We weren’t alone in this: Events on this scale in other organizations as well have seen reductions in attendance. We had many more listeners on our streaming links than we had expected, and we will likely offer virtual convention experience packages in the future.

In NA, we know that setbacks are often opportunities for learning and set the stage for change. In FY 2026, the World Board offered a CAR motion grounded in ideas on how to do things differently. As our planning takes shape we expect that the ideas and input received will shape a WCNA experience that may be scaled back but still festive, meaningful, beautiful, and sustainable.

## New Website

As we touched on in the last *Annual Report*, in the midst of preparing for the convention launch, our old website—held together as it was with the website equivalent of duct tape—finally gave way. Our IT team was nothing less than heroic in reinventing na.org while also helping to launch the convention

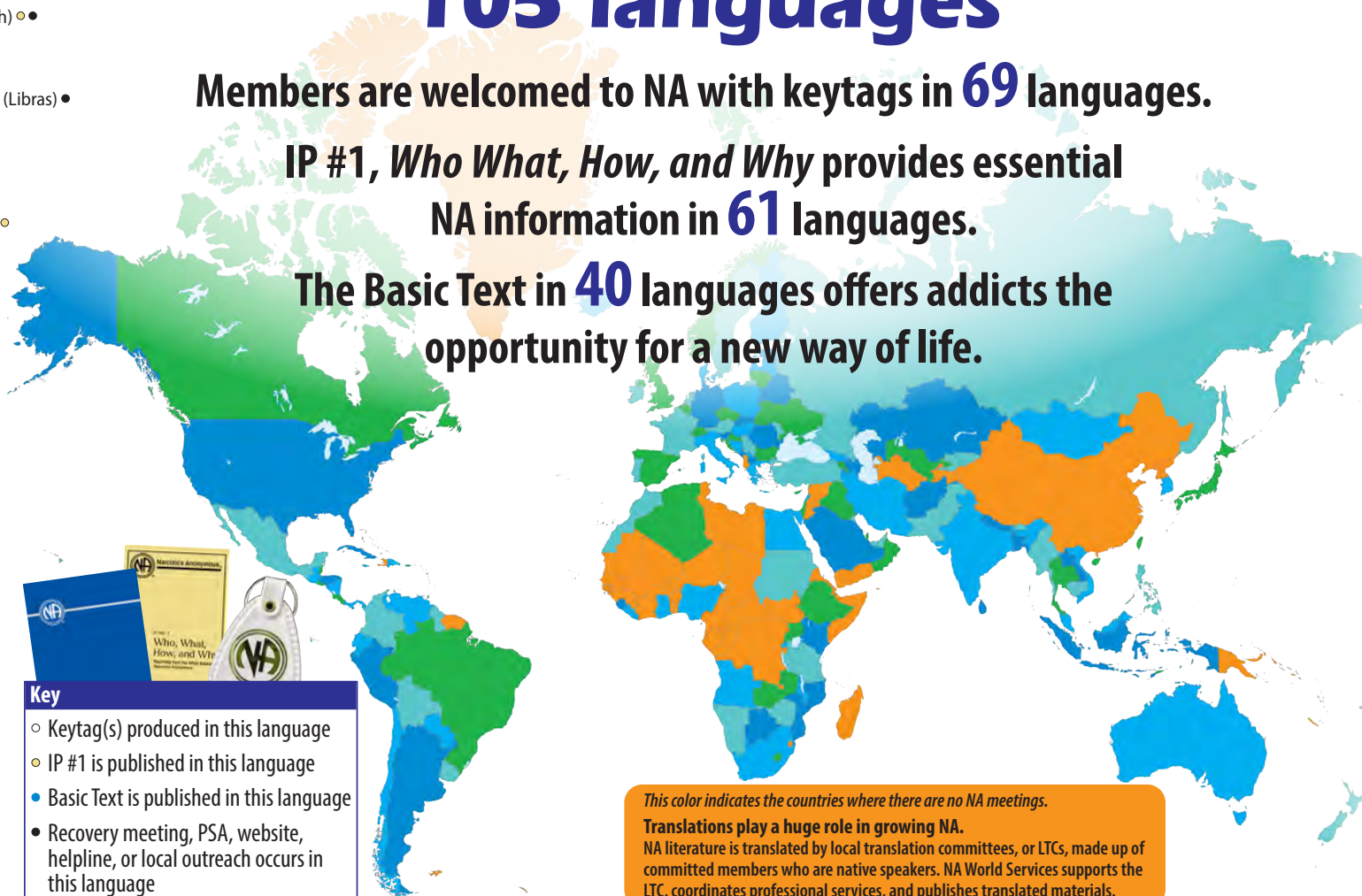

(continued on page 10)

# Carrying the Message in 105 languages

Members are welcomed to NA with keytags in **69** languages.

IP #1, *Who What, How, and Why* provides essential NA information in **61** languages.

The Basic Text in **40** languages offers addicts the opportunity for a new way of life.

**Key**

- Keytag(s) produced in this language
- IP #1 is published in this language
- Basic Text is published in this language
- Recovery meeting, PSA, website, helpline, or local outreach occurs in this language

*This color indicates the countries where there are no NA meetings.*  
**Translations play a huge role in growing NA.**  
 NA literature is translated by local translation committees, or LTCs, made up of committed members who are native speakers. NA World Services supports the LTC, coordinates professional services, and publishes translated materials.

- Afrikaans ○●●
- American Sign Lang. (ASL) ○●
- Amharic ○
- Anglicized English ○●
- Arabic ○●●
- Armenian ○●
- Assamese ●
- Azerbaijani ○●●
- Bengali ○●●
- Bengali (Bangladesh) ○●●
- Blackfoot ○
- Bosnian ○●
- Braille ●●
- Brazilian Sign Lang. (Libras) ●
- Bulgarian ○●●
- CHamoru ○
- Catalan ●
- Cherokee ○
- Chinese ○●●
- Chinese Traditional ○
- Cree ●
- Croatian ○●●
- Czech ○●●
- Danish ○●●
- Dari ●
- Darija ●
- Dhivehi ●
- Dzongkha ●
- English ○●●
- Estonian ○●●
- Farsi ○●●
- Filipino ○●●
- Finnish ○●●
- French ○●●
- Georgian ○●●
- German ○●●
- Greek ○●●
- Gujrati ●
- Hawaiian ○
- Hebrew ○●●
- Hindi ○●●
- Hungarian ○●●
- Icelandic ○●●
- Indonesian ○●●
- Innu-aimun ●
- Inuktitut/Inuit ○
- Irish (Gaelic) ○
- IsiXhosa ●
- IsiZulu (Zulu) ○●●
- Italian ○●●
- iTaukei ●
- Japanese ○●●
- Kannada ○●●

- Kazakh ○●●
- Khmer ●
- Korean ○●●
- Latvian ○●●
- Lithuanian ○●●
- Malayalam ●
- Malay/Bahasa Melayu ○●●
- Maltese ○●●
- Manipuri ○●●
- Maori ●
- Marathi ○●
- Mizo ○
- Mongolian ●
- Nederlands/Dutch ○●●
- Nepali ○●●
- Norwegian ○●●
- Odia ○●●
- Papiamentu ○●
- Pashto ●
- Polish ○●●
- Portuguese ○●●
- Portuguese (Brazilian) ○●●
- Punjabi ○●●
- Romanian ○●●
- Russian ○●●
- Rwandan/Kinyarwanda ●
- Sardinian ○
- Sateré-Maué ●
- Serbian ○●●
- Sesotho ●
- Setswana ●
- Seychellois Creole ●
- Shona ●
- Sinhala ○●●
- Slovak ○●●
- Slovenian ○●●
- Spanish ○●●
- Swahili ○●●
- Swedish ○●●
- Tagalog ●
- Tamil ○●●
- Telugu ●
- Thai ○●●
- Turkish ○●●
- Ukrainian ○●●
- Urdu ○●●
- Uzbek ●
- Vietnamese ●
- Visayan/Bisaya ○●
- Waray ○
- Welsh ○
- Yup'ik ○

Apr 2026

This poster can be found at [na.org/maps](http://na.org/maps) with many other Fellowship development resources.

(continued from page 8)

app and doing all the daily things that keep us up and running. Over the course of this fiscal year, more improvements have been made, from new site architecture to creating web-formatted versions of electronic literature. Many of the resources that have always been on na.org are easier to find now. We also had to do some basic updating to the NA Meeting Search app, which is so much more than the name suggests! Websites that link to na.org, including many local sites that backlink to resources on the website, have had to update their links since the rebuild. If you or your local webmaster still need to update some links, please make sure to do so or contact us at [webmaster@na.org](mailto:webmaster@na.org) for assistance. As our IT landscape continues to develop we expect more features and tools to come. The new website architecture allows us to update and upgrade more easily than ever.

## Membership Survey

At each World Convention since 1996, NAWS has launched a membership survey. The survey begins at the convention and is then opened to NA members worldwide. This year, we had a record 32,398 responses from 125 countries! That data was processed by experts into the [Membership Survey pamphlet](#), which is a very useful tool for PR service. There were enough responses to create a version specific to Europe, as well. The data from the membership survey has been used by researchers to scientifically

validate what we know from our experience: NA works! This data and the research it promulgates goes a long way toward helping us fulfill our Vision for NA Service: that Narcotics Anonymous has universal recognition and respect as a viable program of recovery.



## Virtual Interim Conference

233 participants (144 voting members—129 delegates and 15 World Board members) over two days made decisions that were legally necessary to keep things rolling for a three-year cycle. Perhaps more importantly, participants engaged in planning sessions as part of an increasingly collaborative World Service Conference. The conversations allowed by technology and by consensus-based decision making mean that the conference is increasingly a deliberative body, thinking together about the questions we face as a Fellowship. In so many ways, this increasing collaboration addresses concerns brought before the conference for decades. Increasing use of new tools, including surveys, electronic input forms, and virtual focus groups allow members and groups to bring ideas before the Fellowship and to be involved in projects that match their interest and expertise. The collaborative planning process brings conference participants into decision making long before the “up or down” votes at the conference, and the World Board is able to see, understand, and act on the needs and priorities of the Fellowship as a whole.

## WSO-Europe

WSO-Europe encountered a major challenge this year, and was forced to close in July. Orders were filled through the US until the office could reopen in October. We have stabilized our staffing at this branch thanks to Stephane. We still need to find more storage space in Brussels and in 2026 are adapting to the new Value-Added Tax (VAT) laws in the EU. Some of the challenges are external to us, but are again reflective of outside issues creeping in. In so many ways we are more connected to each other, and closer than ever, as a worldwide Fellowship. But in other ways moving goods (and people) has become more complicated. Cost of goods, tariffs, customs, conflicts, and trade embargoes all directly affect our ability to produce and move materials around the world. Getting literature into the hands of addicts who still suffer has always been our priority, and today it is more challenging than ever. We are grateful for the legal and business expertise developed over decades that allows NA World Services to operate in so many different currencies and contexts. Still, there continues to be room for improvement.

## Social Media

In October we launched a Facebook presence, and in combination with Instagram we are seeing a steady growth in engagement with social media. Local communities in many parts of the world are engaging with NA members, addicts needing help, and their professional communities in ways that are innovative, creative, and appropriate to their communities. Presentations of this work at WCNA 38 were fascinating, and an online focus group with some of the members doing this service followed.

## Translations

The hardworking translations team continues to collaborate with communities around the world to bring the NA message to members in more and more language groups. Because the process is member-driven, translations may emerge in language groups with relatively small NA communities, so the work of dedicated local translation committees is essential. Translated literature often makes Fellowship development possible.

In this fiscal year, 42 new pieces were published in 17 languages, including nine books. New keytags were produced in eight languages. And new pieces are coming in all the time. The translations process continues to accelerate. The chart below shows total translated material over the last 22 years.

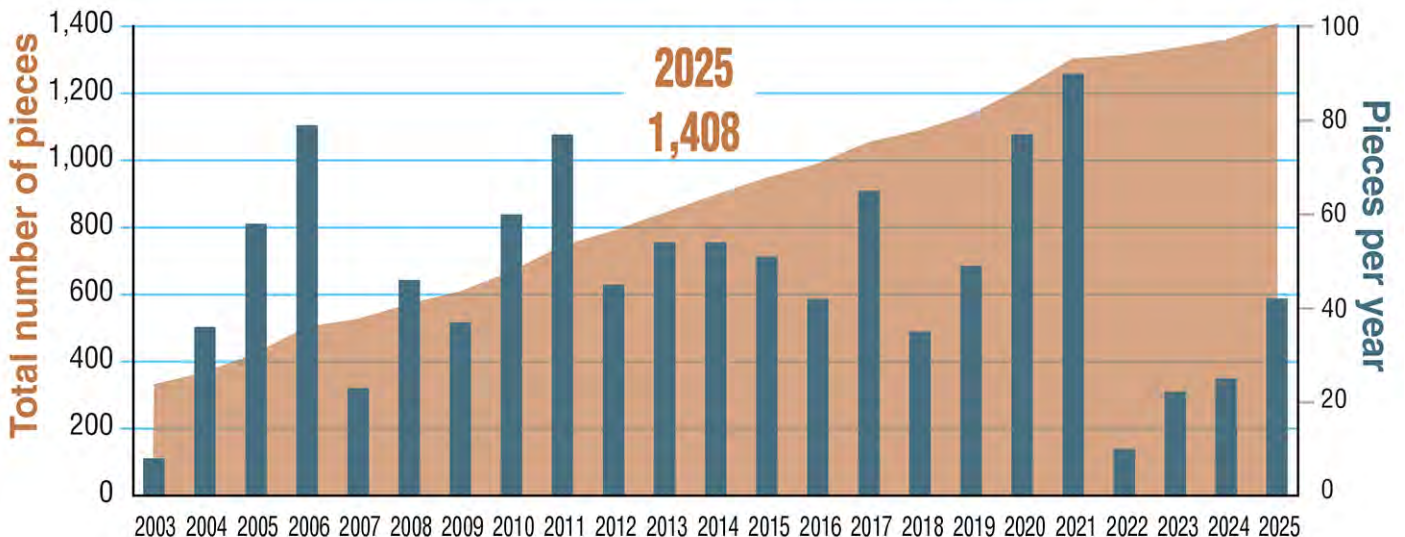
Some Local Translation Committees (LTCs) have embraced artificial intelligence to help in their trans-

lations service, and in many of those cases output is ramping up. AI cannot replace humans—especially NA members. But NA members using AI responsibly are changing the pace of translations as we speak. We are challenged at World Services to keep up with all the work that is getting accomplished! Our goal is always to maintain *conceptual fidelity* of the NA message in every language around the world. Conceptual fidelity means that we convey the essential and spiritual meaning of NA literature. Translation is not a simple word-for-word exchange. Recovering addicts who understand our message always need to review and refine drafts to ensure that our literature’s tone, intent, and message have been captured, and that drafts are consistent with the cultural and linguistic environment for which they’re being translated. To learn more about the translations process, see [Translation Basics](https://na.org/basics) on [na.org/basics](https://na.org/basics).

AI helps Local Translation Committees produce first drafts more quickly than we could have imagined even recently, and those LTCs take care to protect our literature from the ways that AI can disregard copyright and integrity of the material it processes. Poor quality or offensive language in translations can seriously hamper PR and FD in developing communities, and often the subtleties of language are lost on computer models (as well as human beings with language competency from outside a particular community) that are not familiar with NA language. Members on LTCs do the important work of reviewing and refining with the

(continued on page 14)

## Our Multilingual Catalog: Translated Literature and Other Products



## Distribution data in charts and graphs for the 2025 fiscal year (FY 2025)

Although the Fellowship is recovering from the shutdowns and operations are returning to normal, we see pronounced downturns in Basic Text sales in English, Farsi, and Russian—even as Brazilian Portuguese and Spanish continue to grow. We find these numbers concerning, insofar as they may represent numbers of newcomers receiving literature. Whether this is an anomaly based on inventory or a trend we need to consider remains to be seen.

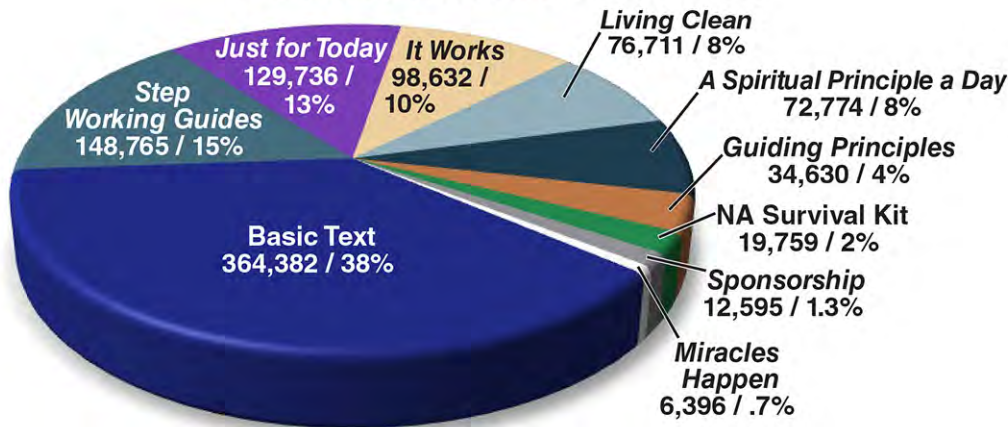


The Basic Text still accounts for the "lion's share" of our book distribution.

## Basic Text Distributed by Language FY 2025

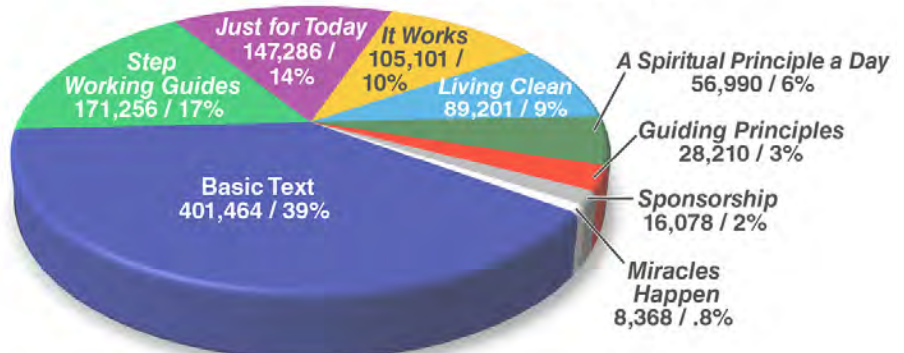


## FY 2025 Book Distribution



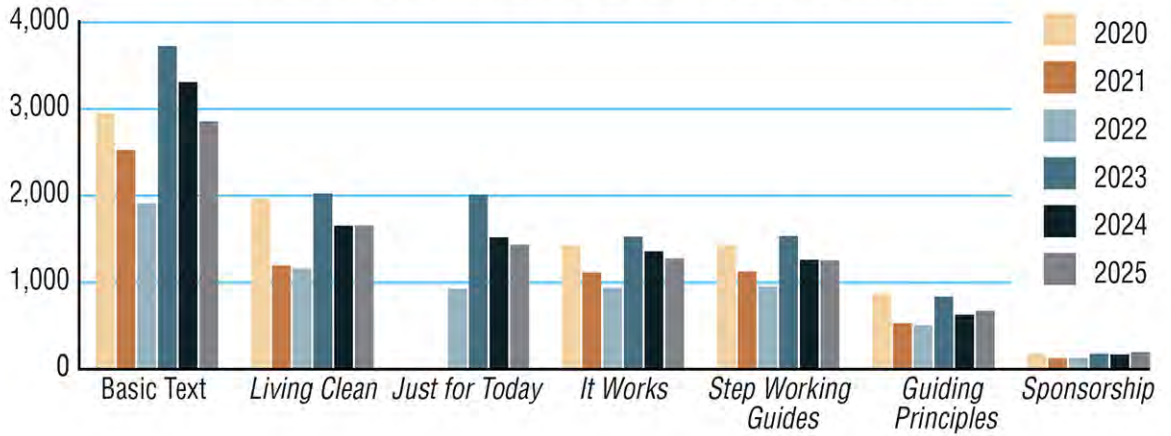
Sales for each book are down compared to FY 2024.

## FY 2024 Book Distribution

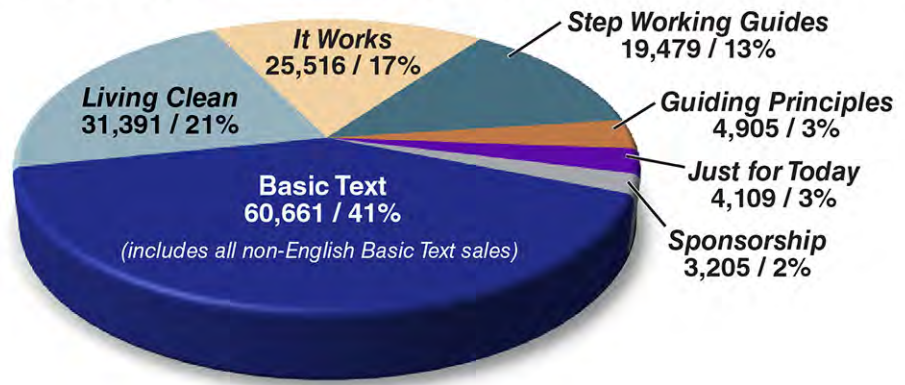


## Electronic Book Sales 2020–2025

It seems that most of our ebook sales are stable compared to last year—except the Basic Text, which has dropped.



## Electronic Book Sales Totals (2012–2025)



## Book Distribution since 1983

Book (pub date)	Total distributed	% of total	Average per year
Basic Text (1983)	13,769,394	50.51%	335,839
<i>Just for Today</i> (1991)	3,934,274	14.43%	119,220
<i>Step Working Guides</i> (1998)	3,898,010	14.30%	149,923
<i>It Works: How &amp; Why</i> (1993)	3,383,103	12.41%	109,132
<i>Living Clean</i> (2012)	1,210,607	4.45%	100,884
<i>Guiding Principles</i> (2016)	355,133	1.29%	44,392
<i>Sponsorship</i> (2004)	351,687	1.30%	17,584
<i>A Spiritual Principle a Day</i> (2022)	207,859	.76%	103,930
<i>Miracles Happen</i> (1998)	130,536	.48%	5,021
NA Survival Kit (2024)	19,759	.07%	19,759
<b>Total</b>	<b>27,260,362</b>	<b>100%</b>	<b>924,932</b>



New for FY 2025—introduced at WCNA 38.



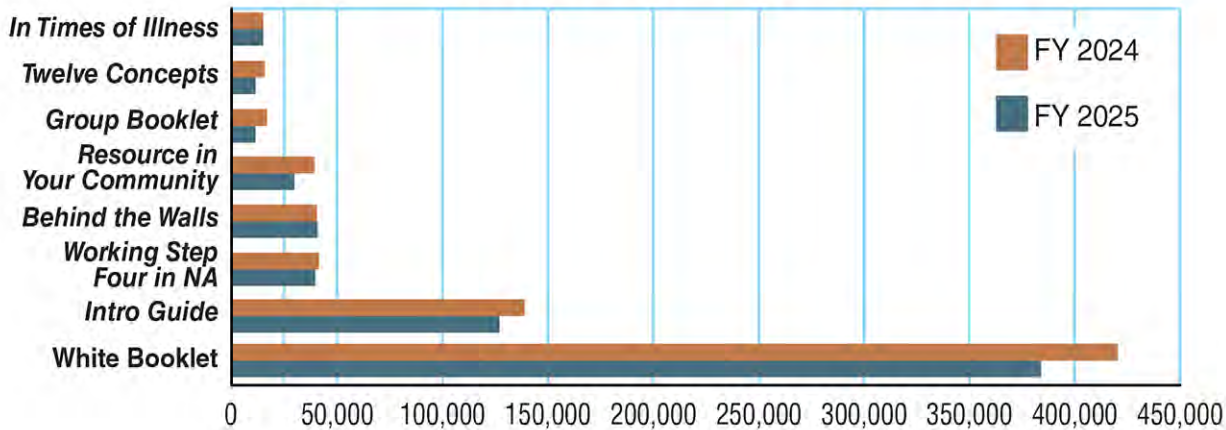
(continued from page 11)

support of the translations team at NAWS from the beginning of the process. Our experience and resources help to ensure that the process is smooth, our message is protected, and the results are robust.

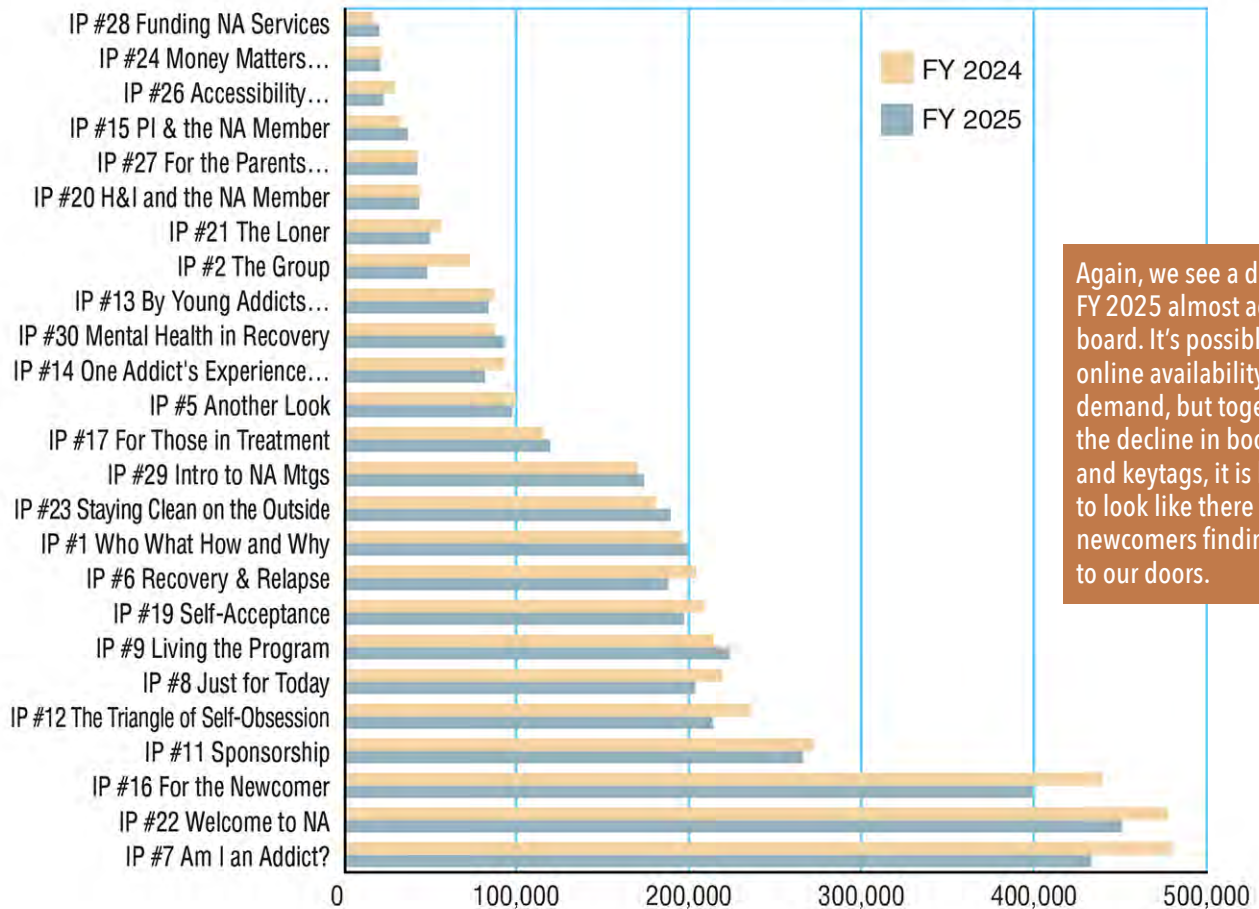
Before starting a new project or a new local translation effort, we encourage members to con-

tact the NAWS translations team. The NAWS translations staff is the contact point for the World Board, which is responsible for safeguarding the translation of our message through a conceptual evaluation-and-approval process. The translations team has experience, tools, and guidance to share on how to develop a process that is effective, inclusive, and accurate.

## Printed Booklets Distributed in FY 2025



## Informational Pamphlets Distributed in Print FY 2025 vs. FY 2024



Again, we see a decline in FY 2025 almost across the board. It's possible that free online availability decreases demand, but together with the decline in book sales and keytags, it is beginning to look like there are fewer newcomers finding their way to our doors.

## Your Participation Makes It Better

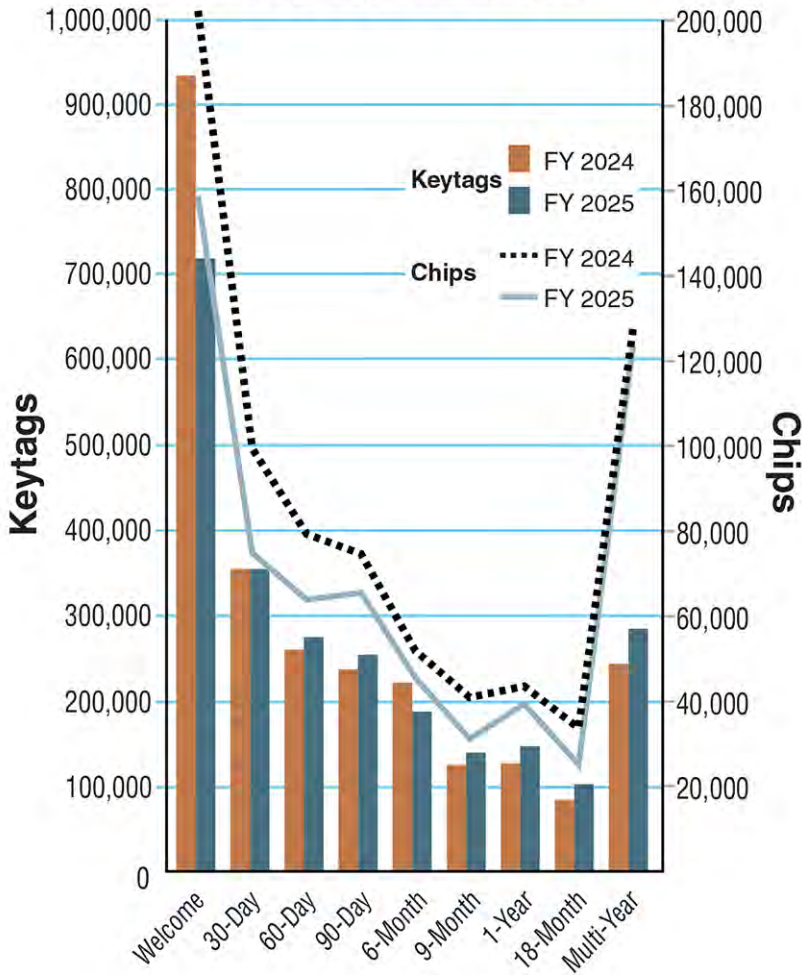
Following the direction given at the 2023 WSC, NAWS was able to develop a number of service and literature pieces. FY 2025 saw numerous review and input processes, including IP #21, *Staying Clean in Isolation*; Virtual Service Basics; the beginning of

the three-part *H&I Basics*, completed in FY 2026; a survey on new or revised step working materials; four Issue Discussion Topics; and a survey on World Convention attendance. Each of these used a slightly different approach to optimize input from interested members and to create outcomes that reflect the needs and opinions of the Fellowship as a whole. In several cases, surveys made clear that there was not consensus among members as to what action to take. We plan for some further discussions at the 2026 WSC. We are glad for staff and processes that allow us to hear and act on the will of the members as we hear it more and more clearly.

## The Cliff

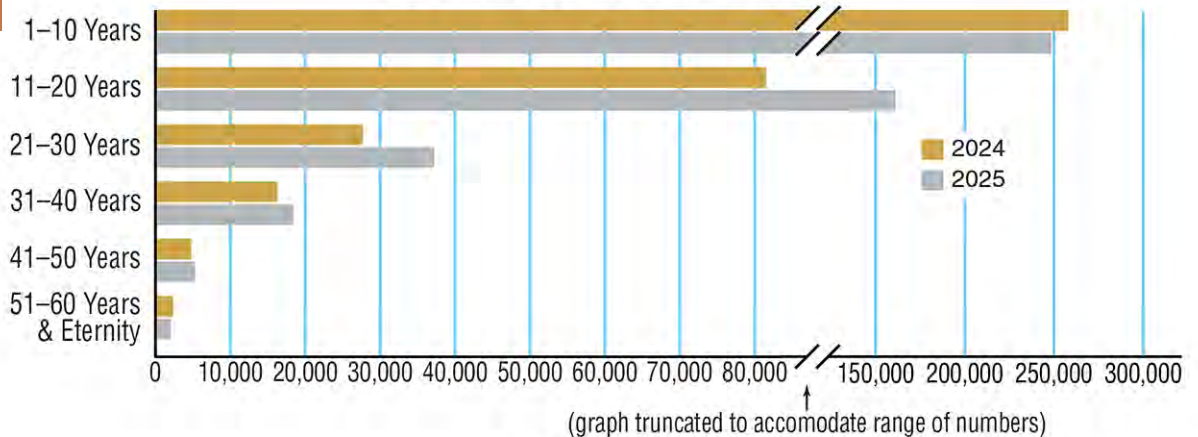
Since the shutdowns we have been talking a lot about the importance of direct contributions to fund our services. This conversation has actually been ongoing since the 1970s, and has taken many forms over the years because there are so many good reasons to allow groups and members to fund our services directly rather than depending on sales of literature, merchandise, and events. But this issue has risen to a new urgency as we look to our next budget cycle.

### Keytags & Chips



The steep drop in Welcome keytags is notable.

### Medallion Distribution

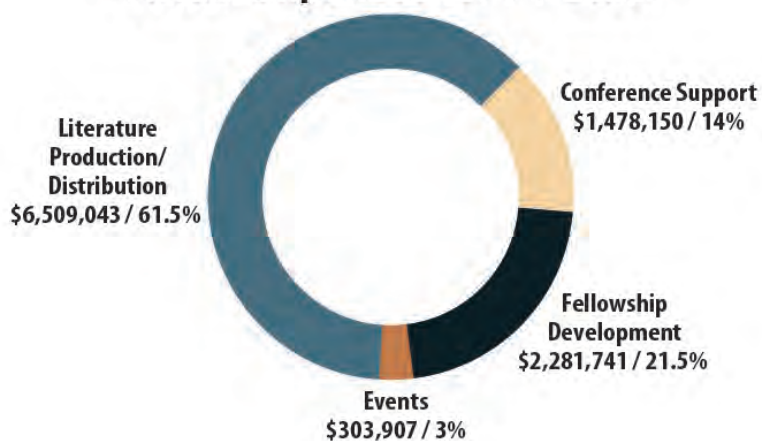


It is clichéd to say the world has changed. Every one of us has experienced changes in our cultures, economies, and perspectives since 2020. Before the shutdowns, we were facing some painful realities: NA in the United States has experienced flattening and sometimes negative growth for many years, and while we continue trying to understand and address the reasons for that leveling off, we experience the consequences as falling literature sales, closing groups, and struggling local communities. The fund flow as we once imagined it is not working, and the literature sales that once shielded the Fellowship from having to confront that fact are dwindling.

Electronic literature is vital now in how we carry the message. Our pamphlets and booklets are available for free online, and that has made our literature more accessible but has negatively impacted sales. The sites through which eBooks are sold and distributed curtail our ability to adjust pricing. And NA is growing in many parts of the world where most members will

never be able to afford a book, where NA World Services expends resources on translations, developmental literature, and making sure the message is available *no matter what*. Again, we are glad to see our message in all the forms people need and utilize—and we know that this is sustainable only if those of us who have gotten the message support the message going forward through our contributions.

### Actual Expenses for FY 2025



**Table 1: Annual WSC & Fellowship Development Expenses and Total Weekly Meetings Worldwide**

Fiscal Year	2021	2021 w/out Iran	2022	2022 w/out Iran	2023	2023 w/out Iran	2024	2024 w/out Iran	2025	2025 w/out Iran and Russia
Number of meetings (worldwide approx.)	76,075	50,000	76,075	50,000	72,215	48,481	72,215	48,481	72,215	48,481
Total contributions received from meetings worldwide	\$1,731,015	\$1,731,015	\$2,224,917	\$2,224,917	\$1,982,110	\$1,982,110	\$1,816,975	\$1,816,975	\$2,093,503	\$2,093,503
Annual contributions received per meeting worldwide	\$22.75	\$34.62	\$29.25	\$44.50	\$27.45	\$40.88	\$25.16	\$37.48	\$28.98	\$43.18
Cost to fund Fellowship services (WSC support and Fellowship development)	Cost to fund 70% of limited services given emergency budget and layoffs \$1,827,480		\$2,941,021	\$3,694,257	\$3,689,331	\$3,759,891				
Dollars needed annually per meeting worldwide to cover Fellowship services	\$24.02	\$36.55	\$38.66	\$58.82	\$51.16	\$76.20	\$51.09	\$76.10	\$52.07	\$77.55
Percentage of expenses currently covered by Fellowship contributions	95%	95%	76%	76%	54%	54%	49%	49%	56%	56%

We provide literature to many communities in need—but we also provide resources for members to work together in places where data isn't free, travel is difficult, and shared interests and languages cross borders and long distances. Shared work and co-creation build unity when differences in dialect often reflect differences in culture and history. Facilitating that work creates a foundation for long-term stability and unity.

There are outside issues, as well, that create internal challenges for us as a Fellowship. NA is unified worldwide. One of the most moving things we experience at the World Service Conference is the love and fellowship of our members from places that may be far apart physically and politically. Our ability to set aside those concerns and come together in support of the suffering addict is beautiful and rare. But while we can experience the love and care of our fellow members around the world, it has become more difficult to share resources. The flow of money and goods between countries such as the US, Russia, Iran, and others has become increasingly difficult. This means that the places in which NA

has seen growth and prosperity are often unable to participate in that early model of fund flow.

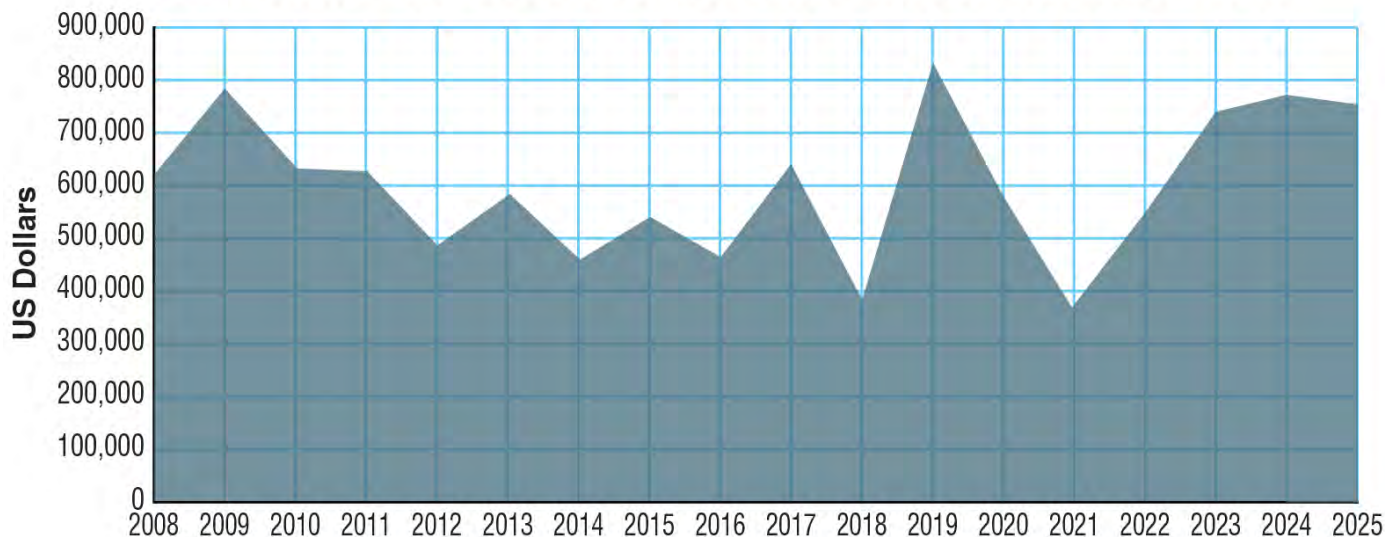
Even as we are seeing the fruits of our labor in doing more with less, using tech tools and human resources in new ways, and carrying the message of recovery in more places than ever, we are also aware of a looming crisis. Our needs as a Fellowship are steadily outpacing our income. If nothing changes, at or near the end of this budget cycle, we will once again find ourselves in a resource crisis.

If we were a different kind of organization—a traditional nonprofit or NGO—we might have different tools at our disposal to meet this moment. Fortunately, our Traditions protect us from short-term solutions that could leave us vulnerable to long-term problems. We don't operate like other organizations. Our commitment to self-support means that we won't ever go searching for outside funding, and our belief in membership having no cost or catches sometimes makes us hesitate to make a big ask. But at this point, circumstances demand our attention and demand a shift from all of us in

We support incarcerated members and NA communities in need by providing free and subsidized NA literature. This year, we provided \$754,054 of free and subsidized literature. This number represents the value of literature provided—the revenue impact to NAWS. It represents a large commitment—and also great need—for developmental support in our growing Fellowship. The costs of translation and production into many language groups will never be met by sales in that language, but we believe in the value of carrying the message to addicts in their own language and culture no matter the size of the community. This investment in our message is not reflected here. Additionally, the number does NOT include free electronic access to IPs and booklets, with translated materials and audio versions added as they become available. More and more of our literature is distributed in ways that do not bring revenue, and we are glad to be able to provide this service.

[Your contributions](#) make it possible to carry the message directly to those most in need. Our gratitude speaks!

### Cost to NAWS for Free & Subsidized Literature, 2008–2025



how we think about our responsibility, as individuals and groups, to maintain the health and viability of the Fellowship we love.

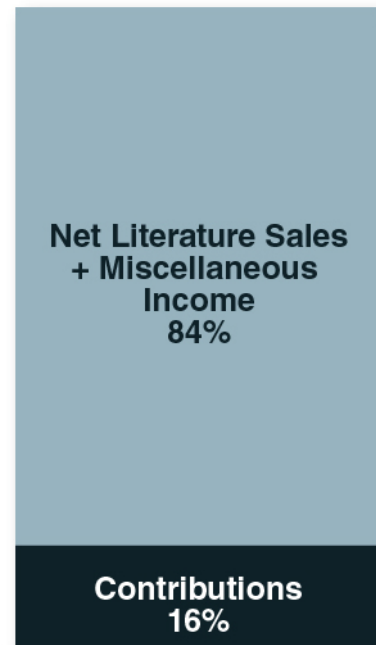
The heart of Narcotics Anonymous has always been, and will always be, the group. NA groups carry the message to the addict in their own language and culture—and the message remains the same across astonishing differences. NA World Services exists, ultimately, to support the work of groups worldwide. And at this challenging time, we need to ask our groups to support us in that mission. The numbers show progress as we move from a model that funds services through sales to funding through direct contribution. In FY 2025, fully 26 percent of our services were funded through contributions from members, service bodies, and groups. Without the groups in Russia and Iran (from which funds cannot flow legally to the worldwide Fellowship) the cost per group to support our services would now be a little more than \$13 a month. That’s less than the coffee budget at many home groups. The idea of direct contribution has been discussed since the beginning of the World Service Conference. The need for it has never been greater. When we practice direct contribution personally and from our groups and service bodies, we ensure that all the groups in our service system have what they need to grow and to carry the message to the addict who still suffers.

Narcotics Anonymous offers a new way of life to all who choose to follow our path. And it is also a

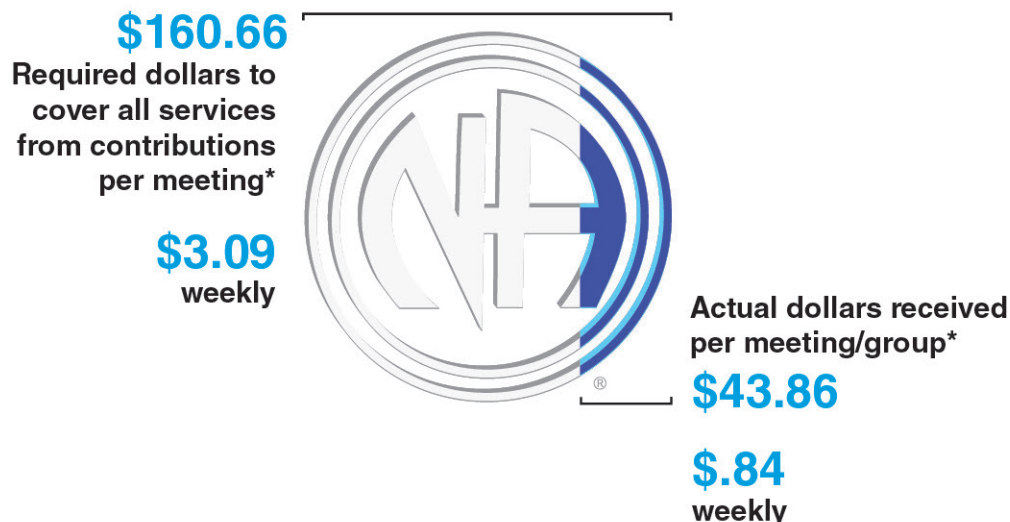
place where unity and common purpose continue to bring members together in service to a shared vision. This is a rare and special experience at such a challenging time, and we are grateful to serve an organization that practices these principles in all our affairs, working together to bring our Vision for NA Service into reality.

Thank you for allowing us to serve.

### Income by Source for 2024–2025



### Fellowship Support Cost per Meeting per Year



\*The number of meetings from Russia and Iran are not included in this calculation, as the funds are retained within those countries and are not available for international use.

This section is our primary method of delivering financial information to interested members and outside parties, as required by law to maintain our nonprofit status.

The following financial statements document NAWS' financial position at the end of FY 2025:

1. Consolidated Statement of Financial Position (Balance Sheet)
2. Consolidated Statement of Activities (Income Statement)
3. Fellowship Contributions Report
4. Independent Auditors' Report

## Narcotics Anonymous World Services Consolidated Statement of Financial Position

Balance  
Sheet

For the Twelve Months  
Ending 30 June 2025

### CURRENT ASSETS

Cash and Cash Equivalents		
Checking Accounts and Money Market Reserve Accounts	\$	3,409,100
		2,931,911
		<hr/>
<b>Total Accessible Cash for Operations</b>	<b>\$</b>	<b>6,341,011</b>
Cash in Iran - ( US\$1 = IRR 42,045 )*		2,403,995
		<hr/>
<b>Cash Total</b>	<b>\$</b>	<b>8,745,006</b>
Accounts Receivable		
Accounts Receivable		832,409
Convention & Conference Clearing Accounts		25,100
Less Allowance for Doubtful Accounts		(108,544)
		<hr/>
<b>Receivable Total</b>	<b>\$</b>	<b>748,965</b>
Inventory		1,702,876
Inventory in Iran *		7,204,196
Prepaid Expenses and Sales Deposits		114,641
WCNA Deposits and Prepaid Expenses		525,737
		<hr/>
<b>Total Current Assets</b>	<b>\$</b>	<b>19,041,420</b>
<b>EQUIPMENT, FURNITURE AND IMPROVEMENTS</b>		
Equipment and Furniture	\$	1,762,603
Leasehold Improvements		1,289,533
Intellectual and Software Property		5,682,584
Less Accumulated Depreciation and Amortization		(8,015,444)
Right-of-use lease asset		2,173,774
Less ROU Accumulated Amortization		(1,973,470)
		<hr/>
<b>Total Equipment, Furniture and Improvements</b>	<b>\$</b>	<b>919,581</b>
		<hr/>
<b>TOTAL ASSETS</b>	<b>\$</b>	<b>19,961,001</b>
		<hr/> <hr/>

### CURRENT LIABILITIES

Accounts Payable	\$	285,324
Accrued Payroll Expense		814,324
		<hr/>
Subtotal Liabilities		1,099,648
Accrued Accounts Payable - Iran *		3,673,563
		<hr/>
<b>Total Current Liabilities</b>	<b>\$</b>	<b>4,773,211</b>

### LONG TERM LIABILITIES

Operating Lease Obligations, less current portion	\$	203,841
Economic Injury Disaster Loan	\$	-
		<hr/>
<b>Total Long Term Liabilities</b>	<b>\$</b>	<b>203,841</b>

### NET ASSETS

Previous Unrestricted Net Assets		13,981,924
Current Gain / (Loss) Unrestricted Net Assets		1,002,025
		<hr/>
<b>Total Net Assets</b>	<b>\$</b>	<b>14,983,949</b>
		<hr/>
<b>TOTAL LIABILITIES AND NET ASSETS</b>	<b>\$</b>	<b>19,961,001</b>
		<hr/> <hr/>

\*This is based on the official exchange rate for IRR as required by US accounting practices.

The street rate which is what we have available would make the cash figure \$48,932 as of 30 Jun 2025.

Although world events may be “outside issues” for our recovery, they affect our business practices in very real ways. Because assets in Iran cannot be transferred out of Iran, we have presented the Statement of Financial Position here without the Iran-related amounts shown to more accurately reflect our resources.

The SoFP on the previous page includes these figures; the SoFP on this page excludes them.

## Narcotics Anonymous World Services Consolidated Statement of Financial Position

Balance Sheet For the Twelve Months Ending 30 June 2025

	Balance Sheet	For the Twelve Months Ending 30 June 2025
<b>CURRENT ASSETS</b>		
Cash and Cash Equivalents		
Checking Accounts and Money Market Reserve Accounts	\$ 3,408,386	
	2,931,911	
	-----	
<b>Total Accessible Cash for Operations</b>	<b>\$ 6,340,297</b>	
Cash in Iran - (US\$1 = IRR 42,045)*	0	
	-----	
<b>Cash Total</b>		<b>\$ 6,340,297</b>
Accounts Receivable		
Accounts Receivable	832,409	
Convention & Conference Clearing Accounts	25,100	
Less Allowance for Doubtful Accounts	(108,544)	
	-----	
<b>Receivable Total</b>		<b>\$ 748,965</b>
Inventory		1,702,876
Inventory in Iran *		0
Prepaid Expenses and Sales Deposits		114,641
WCNA Deposits and Prepaid Expenses		525,737
		-----
<b>Total Current Assets</b>		<b>\$ 9,432,515</b>
<b>EQUIPMENT, FURNITURE AND IMPROVEMENTS</b>		
Equipment and Furniture	\$ 1,762,603	
Leasehold Improvements	1,289,533	
Intellectual and Software Property	5,682,584	
Less Accumulated Depreciation and Amortization	(8,015,444)	
Right-of-use lease asset	2,173,774	
Less ROU Accumulated Amortization	(1,973,470)	
	-----	
<b>Total Equipment, Furniture and Improvements</b>		<b>\$ 919,581</b>
<b>TOTAL ASSETS</b>		<b>\$ 10,352,096</b>
		=====
<b>CURRENT LIABILITIES</b>		
Accounts Payable	\$ 285,324	
Accrued Payroll Expense	814,324	
	-----	
Subtotal Liabilities	1,099,648	
Accrued Accounts Payable - Iran *	0	
	-----	
<b>Total Current Liabilities</b>		<b>\$ 1,099,648</b>
<b>LONG TERM LIABILITIES</b>		
Operating Lease Obligations, less current portion	\$ 203,841	
Economic Injury Disaster Loan	\$ -	
	-----	
<b>Total Long Term Liabilities</b>		<b>\$ 203,841</b>
<b>NET ASSETS</b>		
Previous Unrestricted Net Assets	9,462,441	
Current Gain / (Loss) Unrestricted Net Assets	(413,834)	
	-----	
<b>Total Net Assets</b>		<b>\$ 9,048,607</b>
<b>TOTAL LIABILITIES AND NET ASSETS</b>		<b>\$ 10,352,096</b>

# Narcotics Anonymous World Services Consolidated Statement of Financial Position

Income Statement For the Twelve Months Ending 30 June 2025

	YTD ACTUAL	YTD BUDGET	VARIANCE	VARIANCE%
<b>INCOME</b>				
<b>RECOVERY LITERATURE INCOME</b>				
BASIC TEXT	\$ 1,904,272	\$ 1,908,437	\$ (4,165)	0%
BASIC TEXT: Translated	283,449	229,642	53,807	23%
BASIC TEXT: Softcover	890,135	1,074,425	(184,290)	-17%
JUST FOR TODAY	783,237	882,929	(99,692)	-11%
WORKS: HOW & WHY	653,075	694,949	(41,874)	-6%
SPONSORSHIP BOOK	29,089	31,062	(1,973)	-6%
STEP WORKING GUIDES	876,335	973,830	(97,494)	-10%
LIVING CLEAN	397,375	466,962	(69,587)	-15%
GUIDING PRINCIPLES	153,830	169,246	(15,416)	-9%
A SPIRITUAL PRINCIPAL A DAY	326,822	550,000	(223,178)	-41%
NA SURVIVAL KIT	419,764	-	419,764	0%
ePUB BOOKS	80,386	142,946	(62,561)	-44%
LITERATURE INCOME (IRAN)	6,988,519	275,137	6,713,382	2440%
OTHER RECOVERY LITERATURE	1,226,449	709,770	516,679	73%
<b>Subtotal</b>	<b>\$ 15,012,738</b>	<b>\$ 8,109,335</b>	<b>\$ 6,903,403</b>	<b>85%</b>
<b>OTHER INVENTORY INCOME</b>				
MEDALLIONS	\$ 1,029,320	\$ 906,041	\$ 123,280	14%
KEY TAGS & CHIPS	1,289,649	941,383	348,266	37%
NON-FIPT INFORMATION BOOKLETS	8,730	12,688	(3,958)	-31%
SERVICE MATERIAL	177,671	113,750	63,921	56%
SPECIALTY ITEMS	159,599	210,418	(50,819)	-24%
MIRACLES HAPPEN	19,334	27,872	(8,538)	-31%
<b>Subtotal</b>	<b>\$ 2,684,304</b>	<b>\$ 2,212,151</b>	<b>\$ 472,152</b>	<b>21%</b>
SHIPPING	\$ 637,258	\$ 710,726	\$ (73,469)	-10%
DISCOUNTS	(1,578,989)	(1,351,062)	(227,927)	17%
DEVELOPMENTAL SUBSIDIES & ALLOWANCES	(256,251)	(159,107)	(97,144)	61%
<b>Subtotal</b>	<b>\$ (1,197,982)</b>	<b>\$ (799,442)</b>	<b>\$ (398,540)</b>	<b>50%</b>
<b>Gross Literature Income (less discounts)</b>	<b>\$ 16,499,059</b>	<b>\$ 9,522,044</b>	<b>\$ 6,977,016</b>	<b>73%</b>
<b>Gross Literature Income ( without IRAN )</b>	<b>\$ 9,510,540</b>	<b>\$ 9,246,907</b>	<b>\$ 263,634</b>	<b>3%</b>
<b>RECOVERY LITERATURE COST OF GOODS</b>				
BASIC TEXT	\$ 431,033	\$ 424,983	\$ 6,050	1%
BASIC TEXT: Translated	72,295	54,945	17,349	32%
BASIC TEXT: Softcover	149,930	148,087	1,843	1%
JUST FOR TODAY	119,902	128,961	(9,059)	-7%
WORKS: HOW & WHY	130,427	117,942	12,486	11%
SPONSORSHIP BOOK	5,943	7,329	(1,386)	-19%
STEP WORKING GUIDES	135,568	132,580	2,988	2%
LIVING CLEAN	89,087	93,154	(4,067)	-4%
GUIDING PRINCIPLES	18,758	22,328	(3,570)	-16%
A SPIRITUAL PRINCIPAL A DAY	46,620	85,000	(38,380)	-45%
NA SURVIVAL KIT	104,171	-	104,171	0%
ePUB BOOKS	24,116	43,475	(19,359)	-45%
LITERATURE INCOME (IRAN)	3,584,562	153,230	3,431,332	2239%
OTHER RECOVERY LITERATURE	380,731	139,592	241,139	173%

# Narcotics Anonymous World Services Consolidated Statement of Financial Position

Income Statement For the Twelve Months Ending 30 June 2025

	YTD ACTUAL	YTD BUDGET	VARIANCE	VARIANCE%
<b>OTHER INVENTORY INCOME</b>				
MEDALLIONS	\$ 220,266	\$ 177,133	\$ 43,133	24%
KEY TAGS & CHIPS	382,517	198,105	184,412	93%
NON-FIPT INFORMATION BOOKLETS	1,574	2,675	(1,101)	-41%
SERVICE MATERIAL	65,903	31,917	33,987	106%
SPECIALTY ITEMS	60,296	55,454	4,842	9%
MIRACLES HAPPEN	7,240	6,086	1,154	19%
INVENTORY ADJUSTMENT - no budget	254	-	254	
<b>Subtotal</b>	<b>\$ 738,050</b>	<b>\$ 471,370</b>	<b>\$ 266,680</b>	<b>57%</b>
<b>Total Cost of Goods</b>	<b>\$ 6,031,192</b>	<b>\$ 2,022,975</b>	<b>\$ 4,008,217</b>	<b>198%</b>
<b>Total Cost of Goods without IRAN</b>	<b>\$ 2,446,630</b>	<b>\$ 1,869,745</b>	<b>\$ 576,885</b>	<b>31%</b>
<b>Net Literature Income</b>	<b>\$ 10,467,867</b>	<b>\$ 7,499,069</b>	<b>\$ 2,968,799</b>	<b>40%</b>
<b>Net Literature Income without IRAN</b>	<b>\$ 7,063,910</b>	<b>\$ 7,377,162</b>	<b>\$ (313,251)</b>	<b>-4%</b>
<b>FELLOWSHIP CONTRIBUTIONS</b>				
Members	\$ 798,376	\$ 717,295	\$ 81,082	11%
Groups	127,749	136,340	(8,591)	-6%
Areas	206,093	196,167	9,926	5%
Regions	833,379	864,528	(31,149)	-4%
Events/Conventions	35,388	59,711	(24,323)	-41%
Unity Day	34,071	27,000	7,071	26%
Zonal & Other Forums	58,447	104,060	(45,613)	-44%
<b>Total Contributions</b>	<b>\$ 2,093,503</b>	<b>\$ 2,105,100</b>	<b>\$ (11,598)</b>	<b>-1%</b>
<b>MISCELLANEOUS INCOME</b>				
LICENSED VENDOR PAYMENTS	\$ 50,050	\$ 30,000	\$ 20,050	67%
INTEREST	157,421	10,000	147,421	1474%
MISCELLANEOUS	(7,698)	-	(7,698)	
INTERBRANCH	0	-	0	
<b>Total Miscellaneous Income</b>	<b>\$ 199,773</b>	<b>\$ 40,000</b>	<b>\$ 159,773</b>	<b>399%</b>
<b>OPERATING INCOME</b>	<b>\$ 12,761,143</b>	<b>\$ 9,644,169</b>	<b>\$ 3,116,974</b>	<b>32%</b>
<b>OPERATING INCOME (Not including IRAN)</b>	<b>\$ 9,357,186</b>	<b>\$ 9,522,262</b>	<b>\$ (165,076)</b>	<b>-2%</b>

# Narcotics Anonymous World Services Consolidated Statement of Financial Position

Income Statement  
For the Twelve Months  
Ending 30 June 2025

EXPENSE	YTD ACTUAL	YTD BUDGET	VARIANCE	VARIANCE%
<b>LITERATURE PRODUCTION &amp; DISTRIBUTION</b>				
<b>FIXED OPERATIONAL EXPENSES</b>				
IN HOUSE PRODUCTION (not included in Cost of Goods)	\$ 806,954	\$ 954,879	\$ (147,925)	-15%
TRANSLATIONS (not included in Cost of Goods)	50,902	29,893	21,009	70%
LITERATURE DISTRIBUTION (IRAN)	1,988,098	34,980	1,953,118	5584%
SHIPPING	594,046	668,575	(74,528)	-11%
LEGAL	152,733	259,293	(106,560)	-41%
LIT P&D TRAVEL AND EXCHANGE EXPENSES	(26,267)	12,720	(38,987)	-307%
ACCOUNTING	\$ 31,282	27,202	\$ 4,079	15%
PERSONNEL	2,044,459	1,898,648	145,810	8%
OVERHEAD	682,856	743,412	(60,556)	-8%
TECHNOLOGY	183,980	229,830	(45,849)	-20%
<b>Total Literature Production &amp; Distribution</b>	<b>\$ 6,509,043</b>	<b>\$ 4,859,433</b>	<b>\$ 1,649,610</b>	<b>34%</b>
<b>Total Literature Production &amp; Distribution without IRAN</b>	<b>\$ 4,520,945</b>	<b>\$ 4,824,453</b>	<b>\$ (303,508)</b>	<b>-6%</b>
<b>WORLD SERVICE CONFERENCE SUPPORT</b>				
<b>FIXED OPERATIONAL EXPENSES</b>				
PUBLICATIONS	\$ 766	\$ 10,600	\$ (9,834)	-93%
WORLD SERVICE CONFERENCE BIENNIAL MEETING	1,062	650,000	(648,938)	-100%
WORLD BOARD	109,347	129,320	(19,973)	-15%
HUMAN RESOURCE PANEL	7,237	15,900	(8,663)	-54%
WSC CO-FACILITATOR	-	6,000	(6,000)	
ACCOUNTING	\$ 14,642	12,733	\$ 1,909	15%
PERSONNEL	941,300	888,729	52,571	6%
OVERHEAD	317,682	347,980	(30,298)	-9%
TECHNOLOGY	86,113	107,580	(21,467)	-20%
<b>Total World Service Conference Support</b>	<b>\$ 1,478,150</b>	<b>\$ 2,168,842</b>	<b>\$ (690,692)</b>	<b>-32%</b>
<b>FELLOWSHIP DEVELOPMENT</b>				
<b>FIXED OPERATIONAL EXPENSES</b>				
PUBLICATIONS	\$ 14,366	\$ 4,686	\$ 9,679	207%
FELLOWSHIP SUPPORT	91,768	140,000	(48,232)	-34%
PUBLIC RELATIONS	50,057	15,000	35,057	234%
DEVELOPMENTAL LITERATURE	513,452	428,240	85,212	20%
ACCOUNTING	\$ 17,305	15,048	\$ 2,257	15%
PERSONNEL	1,112,446	1,050,316	62,130	6%
OVERHEAD	380,579	411,249	(30,670)	-7%
TECHNOLOGY	101,769	127,140	(25,371)	-20%
<b>Total Fellowship Development</b>	<b>\$ 2,281,741</b>	<b>\$ 2,191,680</b>	<b>\$ 90,061</b>	<b>4%</b>

# Narcotics Anonymous World Services Consolidated Statement of Financial Position

Income Statement  
For the Twelve Months  
Ending 30 June 2025

	YTD ACTUAL	YTD BUDGET	VARIANCE	VARIANCE%
<b>EVENTS</b>				
<b>FIXED OPERATIONAL EXPENSES</b>				
FUTURE (AND PRIOR) CONVENTIONS	\$ 12	\$ 10,000	\$ (9,988)	-100%
ACCOUNTING	3,328	2,894	434	15%
PERSONNEL	213,932	201,984	11,948	6%
OVERHEAD	67,064	79,086	(12,022)	-15%
TECHNOLOGY	19,571	24,450	(4,879)	-20%
<b>Total Events (Not including WCNA)</b>	<b>\$ 303,907</b>	<b>\$ 318,414</b>	<b>\$ (14,507)</b>	<b>-5%</b>
<b>EXPENSES (For activity areas only)</b>	<b>\$10,572,841</b>	<b>\$9,538,369</b>	<b>\$1,034,472</b>	<b>11%</b>
<b>EXPENSES (Activity Areas w/o IRAN)</b>	<b>\$8,584,743</b>	<b>\$9,503,389</b>	<b>(\$918,646)</b>	<b>-10%</b>
<b>EXCESS REVENUE/EXPENSE (Cash Activities only)</b>	<b>\$ 2,188,302</b>	<b>\$ 105,800</b>	<b>\$ 2,082,502</b>	<b>1968%</b>
<b>NON-CASH ITEMS</b>				
DEPRECIATION AND AMORTIZATION EXPENSE	\$ 239,741	\$ 393,750	\$ (154,009)	-39%
<b>TOTAL EXPENSE cash and non-cash</b>	<b>\$10,812,582</b>	<b>\$9,932,119</b>	<b>\$880,464</b>	<b>9%</b>
<b>TOTAL EXCESS REV/EXP (Not inc. WCNA)</b>	<b>\$ 1,948,561</b>	<b>\$ (287,950)</b>	<b>\$ 2,236,511</b>	<b>-777%</b>
<b>TOTAL EXCESS REV/EXP (Not inc. IRAN)</b>	<b>\$ 532,702</b>	<b>\$ (374,877)</b>	<b>\$ 907,579</b>	<b>-242%</b>
<b>EVENT SPECIFIC</b>				
<b>EVENT SPECIFIC INCOME</b>				
WCNA-38 INCOME				
REGISTRATION	\$ 3,031,586	\$ 4,261,000	\$ (1,229,414)	-29%
SPECIAL EVENTS	550,969	663,750	(112,781)	-17%
NEWCOMER DONATIONS	48,467	15,000	33,467	223%
MERCHANDISE	980,406	798,584	181,822	23%
OTHER SALES	333,930	242,765	91,165	38%
<b>Total Event Specific Income</b>	<b>\$ 4,945,358</b>	<b>\$ 5,981,099</b>	<b>\$ (1,035,741)</b>	<b>-17%</b>
<b>EVENT SPECIFIC EXPENSE</b>				
WCNA-38 EXPENSE				
REGISTRATION	\$ 2,381,281	\$ 2,463,000	\$ (81,719)	-3%
SPECIAL EVENTS	558,636	387,910	170,726	44%
PROGRAM	358,984	385,000	(26,016)	-7%
MERCHANDISE	817,896	399,292	418,604	105%
FACILITIES	1,376,899	900,000	476,899	53%
SUPPORT COMMITTEE	12,222	50,000	(37,778)	-76%
ADMINISTRATION	385,976	400,000	(14,024)	-4%
<b>Total Event Specific Expense</b>	<b>\$ 5,891,894</b>	<b>\$ 4,985,202</b>	<b>\$ 906,692</b>	<b>18%</b>
<b>Total Event Specific Excess Revenue/Expense</b>	<b>\$ (946,536)</b>	<b>\$ 995,897</b>	<b>\$ (1,942,433)</b>	<b>-195%</b>
<b>INCREASE (DECREASE) NET ASSETS</b>	<b>\$1,002,025</b>	<b>\$707,947</b>	<b>\$294,078</b>	<b>42%</b>
<b>INCREASE (DECREASE) without IRAN</b>	<b>(\$413,834)</b>	<b>\$621,020</b>	<b>(\$1,034,854)</b>	<b>-167%</b>

# Fellowship Contributions Report

1 July 2024 through 30 June 2025

**Please note:** Most group and member contributions are included in the first category of this report. In the future, contributions made through the "NA Groups and Service Bodies" option on this page, [na.org/contribute](https://na.org/contribute), will be listed in this report by name of group and/or service body. Thank you for your contributions and your patience!  
\*These entries chose "Virtual Meeting with No Region" during the contribution process, an option added in the latter part of the fiscal year.

● Individual Members ● Groups ● Area ● Regions ● Activities / Zonal Forums

Contributor (# of contributions)	FY 2025 contributions	+/-/= compared to FY 2024	Contributor (# of contributions)	FY 2025 contributions	+/-/= compared to FY 2024
<b>Quick Contributions</b>					
Members/Groups/Service Bodies/Events	621,534.86	+	Phoenix Area (1)	1,022.61	-
<b>Quick Contributions Total:</b>	<b>621,534.86</b>	<b>+</b>	Saturday Morning Group (12)	813.71	+
<b>Virtual Only—No Specific Geographic Region*</b>			South Central Area (1)	224.20	+
B.E.S.T. Sponsorship Coffee Time Meeting (1)	960.10	+	Southeastern Area (1)	1,500.00	+
Grupo Otro dia a la libertad (1)	7.00	+	West Valley Area (4)	685.39	-
Hope In The Slope Group (1)	25.35	+	<b>Arizona Region Total:</b>	<b>140,232.85</b>	<b>+</b>
Keep it Simple Group (1)	121.68	+	<b>Arkansas Region</b>		
Morning Wakeup Group (1)	200.00	+	Arkansas Region (3)	1,835.86	-
The Ties That Bind Us Group (1)	82.29	+	Central Arkansas Area (5)	1,164.99	-
The Ties That Bind Womens Zoom Group (3)	175.00	+	New Beginnings Group (4)	169.71	-
<b>Virtual Only Total:</b>	<b>1,571.42</b>	<b>+</b>	New Start Group (4)	153.91	-
<b>ABCD Region</b>			Seeking Serenity Group (1)	300.00	+
ABCD Region (9)	10,058.37	+	Simplicity Revealed Group (4)	355.00	+
Berkshire County Area (11)	1,327.27	+	Veterans in Recovery Group (1)	100.00	+
Green Mountain Area (1)	547.20	-	What A Change Group (5)	341.25	+
Hope in Hudson Group (1)	25.00	+	<b>Arkansas Region Total:</b>	<b>4,420.72</b>	<b>-</b>
Mid-Hudson Area (12)	1,236.10	+	<b>Australian Region</b>		
Never Alone Group (3)	220.00	+	Australian Region (3)	21,271.37	-
<b>ABCD Region Total:</b>	<b>13,413.94</b>	<b>+</b>	Bali International Connections Group (1)	49.90	+
<b>Alabama/NW Florida Region</b>			Caboolture Sunday Lunch JFT Group (1)	100.00	+
Individual Members (1)	15.00	+	Individual Members (12)	300.00	-
<b>Alabama/NW Florida Region Total:</b>	<b>15.00</b>	<b>-</b>	<b>Australian Region Total:</b>	<b>21,721.27</b>	<b>-</b>
<b>Alaska Region</b>			<b>Bahrain</b>		
Higher Ground Group (1)	50.00	+	Recovery Group (3)	75.00	+
Individual Members (1)	50.00	+	<b>Bahrain Total:</b>	<b>75.00</b>	<b>+</b>
Never Alone Group (1)	25.00	=	<b>Baja Son Region</b>		
Walk Your Talk Group (1)	500.00	-	Tesoreria Regional Baja-Son (1)	600.00	+
<b>Alaska Region Total:</b>	<b>625.00</b>	<b>-</b>	<b>Baja Son Region Total:</b>	<b>600.00</b>	<b>+</b>
<b>AL-SASK Region</b>			<b>Bangladesh Region</b>		
AL-SASK Region (2)	1,692.78	+	Suprobhat Dhaka NA Group (1)	25.00	+
Central Saskatchewan Area (1)	3,461.56	+	<b>Bangladesh Region Total:</b>	<b>25.00</b>	<b>+</b>
Edmonton Area (2)	2,223.24	+	<b>Barbados Region</b>		
Faith Group (3)	453.56	+	Barbados Region (1)	600.00	+
Forward Bound Group (1)	200.00	+	<b>Barbados Region Total:</b>	<b>600.00</b>	<b>+</b>
Gifts of Desperation Group (2)	97.00	+	<b>Belgium Region</b>		
Peace Area (2)	286.53	+	NA Antwerp Area (2)	6,248.70	+
<b>AL-SASK Region Total:</b>	<b>8,414.67</b>	<b>+</b>	<b>Belgium Region Total:</b>	<b>6,248.70</b>	<b>+</b>
<b>Aotearoa New Zealand Region</b>			<b>Best Little Region</b>		
Aotearoa New Zealand Region (1)	2,246.40	-	12 Steps - New Life Group (11)	821.32	-
<b>Aotearoa New Zealand Region Total:</b>	<b>2,246.40</b>	<b>-</b>	No Matter What Group (3)	40.00	-
<b>Argentina Region</b>			Nothing to Fear Group (10)	991.88	+
Area Virtual Argentina (1)	1.00	+	Panhandle Area (1)	103.56	+
Argentina Region (1)	5,000.00	+	Serenity Group (3)	90.00	=
Individual Members (6)	96.00	-	Unity Area (4)	403.97	-
<b>Argentina Region Total:</b>	<b>5,097.00</b>	<b>+</b>	<b>Best Little Region Total:</b>	<b>2,450.73</b>	<b>-</b>
<b>Arizona Region</b>			<b>Bluegrass-Appalachian Region</b>		
Arizona Region (2)	23,000.00	+	Living Clean The Journey Continues Group (3)	101.06	+
Clean Livin' Group (4)	231.00	+	<b>Bluegrass-Appalachian Region Total:</b>	<b>101.06</b>	<b>+</b>
East Valley Area (9)	3,032.77	+	<b>Brazil Region</b>		
Individual Members (3)	109,103.99	+	ASC NA Sem Fronteiras (6)	1,582.65	+
It's Time Group (2)	254.82	-	Grupo Juventude e Recuperacao (10)	86.00	+
Not Just Another NA Meeting (5)	214.36	+	Grupo Viver Limpo Online (5)	130.00	+
O'HA NA Group (1)	150.00	+	<b>Brazil Region Total:</b>	<b>1,798.65</b>	<b>+</b>

Contributor (# of contributions)	FY 2025 contributions	+/-/= compared to FY 2024	Contributor (# of contributions)	FY 2025 contributions	+/-/= compared to FY 2024
<b>Brazil Sul Region</b>			<b>New River Valley Area (1)</b>		
Brazil Sul Region (1)	107.00	-	Piedmont Area (2)	750.00	+
<i>Brazil Sul Region Total:</i>	<b>107.00</b>	-	SheVANA Literature Subcommittee (1)	39.23	+
<b>British Columbia Region</b>			Visible Changes Group (12)	60.00	=
British Columbia Region (1)	3,638.62	-	We Do Recover Group (9)	675.00	+
Individual Members (43)	1,378.00	-	<i>Central Atlantic Region Total:</i>	<b>6,520.03</b>	+
Never Alone Group (1)	145.00	+	<b>Central California Region</b>		
New West Nooners Group (3)	951.13	+	Central California Region (2)	2,357.00	-
Saturday Night Live Group (2)	230.00	+	Central California Regional Convention (1)	2,675.96	-
South of Fraser Area (1)	569.48	-	County Line Area (2)	375.00	+
Sunday Night Candlelight Group (1)	120.79	+	Gold Coast Area (8)	11,559.84	-
Wednesday Night Group (2)	71.86	+	Individual Members (4)	1,005.00	+
<i>British Columbia Region Total:</i>	<b>7,104.88</b>	-	New Attitudes Group (2)	94.66	-
<b>Buckeye Region</b>			Spiritual Not Religious Group (4)	189.50	+
Buckeye Region (7)	3,250.00	+	<i>Central California Region Total:</i>	<b>18,256.96</b>	-
Tuesday/Thursday Morning Recovery Group (2)	180.00	+	<b>Chesapeake &amp; Potomac Region</b>		
Western Reserve Area (13)	520.00	+	Chesapeake & Potomac Region (4)	48,614.24	-
<i>Buckeye Region Total:</i>	<b>3,950.00</b>	+	Friday Night Live Group (3)	229.55	+
<b>California Inland Region</b>			Individual Members (5)	117.00	-
California Inland Region (3)	14,744.41	+	It Works How & Why Group (8)	475.77	+
Southwest Area (3)	1,516.61	+	Women's Step and Tradition Group (2)	20.00	+
We Do Recover Group (12)	98.00	+	<i>Chesapeake &amp; Potomac Region Total:</i>	<b>49,456.56</b>	-
<i>California Inland Region Total:</i>	<b>16,359.02</b>	+	<b>Chicagoland Region</b>		
<b>California Mid-State Region</b>			Chicagoland Region (5)	2,921.61	-
Caring & Sharing Group (1)	76.91	-	Individual Members (13)	415.00	-
Central Sierra South Area (1)	500.00	+	It Works How & Why Group (9)	430.00	-
Foothill Area (4)	65.10	-	Liverpool Daily International Group (5)	141.85	+
Gold Country Area (1)	500.00	+	Living Clean 1 Thursdays Group (1)	55.00	+
Individual Members (3)	863.04	+	North City Area (10)	1,535.50	+
Stanislaus Valley Groups Area (3)	2,132.50	+	River North & Worldwide Group (2)	69.00	+
TGIF Group (1)	219.00	+	South West Area (11)	1,509.06	+
<i>California Mid-State Region Total:</i>	<b>4,356.55</b>	+	Sunday And Clean Group (4)	250.00	+
<b>Canada Atlantic Region</b>			<i>Chicagoland Region Total:</i>	<b>7,327.02</b>	-
Canada Atlantic Region (3)	5,762.22	+	<b>Colombia Region</b>		
Foundation Group (1)	144.49	-	Grupo Buena Voluntad-Medellin Colombia (1)	16.25	+
Just for Today Group (2)	47.10	+	Grupo Comuna 13-Medellin (1)	2.00	+
<i>Canada Atlantic Region Total:</i>	<b>5,953.81</b>	+	Grupo Creciendo juntos-Envigado (1)	13.75	+
<b>Carolina Region</b>			Grupo Dando motivos-Sabaneta (1)	6.25	+
Capital Area (1)	131.68	-	Grupo Despertar espiritual-Medellin (1)	30.00	+
Carolina Region (4)	21,021.33	-	Grupo El mensaje-Medellin (1)	39.75	+
Clean Living Group (2)	67.11	+	Grupo Ensename a vivir-Envigado (1)	73.75	+
Individual Members (4)	23,060.00	+	Grupo Hazlo simple-Rionegro (1)	3.75	+
Lounge Around Group (1)	100.00	+	Grupo La amistad-San Antonio de Prado (1)	1.25	+
Never Alone Group (1)	35.00	+	Grupo La confianza-Medellin (1)	36.25	+
Never Too Late Group (1)	27.00	-	Grupo La esperanza de vivir-Caldas (1)	5.00	+
New Noon Group (1)	652.00	+	Grupo La fortaleza-Medellin (1)	15.00	+
North Central Carolina Area (5)	1,279.17	+	Grupo La humildad-Envigado (1)	25.00	+
Serenity Group (1)	100.00	+	Grupo La playa (1)	33.00	+
Spiritually High Group (2)	200.00	+	Grupo La unidad-Medellin (1)	5.00	+
Stay Clean Group (1)	150.00	+	Grupo Libertad-Medellin (1)	7.50	+
Sun City Area (1)	291.42	-	Grupo Llegamos a creer-Itagul (1)	18.75	+
Surrender To Win Group (9)	267.00	+	Grupo Luz de vida-Envigado (1)	11.25	+
Upper South Carolina Area (9)	1,149.37	-	Grupo Nunca mas solos-Medellin (1)	8.75	+
Vision of Hope Group (4)	234.00	-	Grupo Olas de cambio-Medellin (1)	40.00	+
<i>Carolina Region Total:</i>	<b>48,765.08</b>	+	Grupo Punto de libertad-Medellin (1)	3.75	+
<b>Central Atlantic Region</b>			Grupo Si se puede-El Retiro (1)	17.50	+
12 + 12 = Change Group (1)	100.00	-	Grupo Solo por hoy-Medellin (1)	30.00	+
Almost Heaven Area (4)	309.16	-	Grupo Somos un milagro-Medellin (1)	10.00	+
Cloud 9 Group (6)	260.85	+	Grupo Transformacion-Medellin (1)	10.00	+
Enjoying the Journey Group (1)	50.00	+	Grupo Util y feliz-Sta Barbara (1)	3.00	+
Individual Members (2)	50.00	-	Grupo Vida-Bello Colombia (1)	26.25	+
New Dominion Area (1)	4,200.79	+	Grupo Virtual del Oriente (1)	47.50	+
			Grupo Virtual nos recuperamos (1)	103.75	+
			<i>Colombia Region Total:</i>	<b>644.00</b>	-

Contributor (# of contributions)	FY 2025 contributions	+/-/= compared to FY 2024	Contributor (# of contributions)	FY 2025 contributions	+/-/= compared to FY 2024
<b>Colorado Region</b>			<b>Florida Region</b>		
Any Lengths Group (5)	186.24	+	Group Solo Por Hoy (1)	20.00	+
Bring Your Own Lunch Group (1)	992.65	+	Grupo Un Nuevo Comienzo (6)	140.00	-
Clean & Serene Group (5)	110.00	+	Individual Members (22)	3,344.00	-
Clean Freaks Group (1)	110.00	+	Just For Today Group (1)	600.00	+
Colorado Region (2)	3,286.10	-	Last House on the Block Group (1)	85.00	+
Dopeless Hope Queen Group (2)	73.00	+	Life On Life's Terms Group (12)	338.00	+
Individual Members (6)	55.00	-	Nature Coast Area (1)	50.00	+
Just Can't Miss It Group (1)	101.68	+	No More Excuses Group (2)	73.00	-
Light In The Dark Group (1)	46.63	+	Palm Coast Area (1)	983.85	+
Mile High Area (3)	3,124.89	+	Radical Recovery Group (1)	25.50	+
Pallbearers Group (3)	110.00	-	Women's Group (1)	100.00	=
Pikes Peak Area (10)	1,031.37	+	<b>Florida Region Total:</b>	<b>17,409.47</b>	-
Progress Not Perfection Group (2)	150.00	+	<b>France Region</b>		
Steamboat's Gentlemen's Group (1)	20.00	+	France Region (1)	4,166.24	-
<b>Colorado Region Total:</b>	<b>9,397.56</b>	-	Groupe Les 12 etapes en asie (1)	50.00	+
<b>Connecticut Region</b>			Individual Members (12)	1,200.00	=
Connecticut Region (11)	23,432.28	+	<b>France Region Total:</b>	<b>5,416.24</b>	-
Great to be Straight Group (1)	329.00	+	<b>Free State Region</b>		
Greater Hartford Area (5)	1,464.45	-	Free State Convention (2)	10,000.00	+
Greater Waterbury Area (1)	985.22	+	Free State Region (5)	26,311.97	-
Grupo Conectados por la Recuperación (1)	33.69	+	Individual Members (3)	209.53	+
Individual Members (1)	5.00	-	Some Are Sicker Than Others Group (2)	250.00	+
It Works How & Why Group (1)	83.00	+	<b>Free State Region Total:</b>	<b>36,771.50</b>	+
Living Clean Today Group (2)	423.00	+	<b>Georgia Region</b>		
New Generation Group (1)	119.00	+	Backroom Group (1)	384.45	+
No Other Way Group (1)	50.00	+	Clean Air Act Group (1)	95.00	-
Recovery East Group (2)	1,000.00	+	Georgia Region (2)	19,474.89	+
Wecovery Group (1)	83.00	-	Hardcore Hope Group (2)	50.00	+
<b>Connecticut Region Total:</b>	<b>28,007.64</b>	+	How U Livin' Group (11)	388.33	+
<b>Costa Rica Region</b>			Individual Members (25)	7,505.00	+
Costa Rica Region (3)	590.00	+	International City Group (4)	216.74	-
Grupo Para Siempre (6)	293.59	+	Just for Sunday Group (1)	250.00	+
Individual Members (17)	29.00	+	Living Free Group (6)	103.35	+
<b>Costa Rica Region Total:</b>	<b>912.59</b>	+	New Horizon Group (4)	231.86	+
<b>Cuba Region</b>			No Matter What Group (3)	294.00	-
Region Cuba (1)	50.00	+	North Atlanta Area (8)	3,834.94	+
<b>Cuba Region Total:</b>	<b>50.00</b>	=	One Addict Helping Another Group (4)	190.56	-
<b>Denmark Region</b>			Sisters in Unity Group (1)	70.50	+
Denmark Region (2)	3,839.45	+	Spirit & Service Group (2)	92.75	-
Hold Det Enkelt Gruppen (Randers) (2)	300.00	+	Thomson Beginners Group (3)	91.04	+
Lemvig Danmark Gruppen (1)	73.00	+	Together at 6 Group (1)	100.00	-
Living Clean Herning Group (1)	309.99	+	Two 4 Tuesday Group (2)	80.00	+
<b>Denmark Region Total:</b>	<b>4,522.44</b>	+	<b>Georgia Region Total:</b>	<b>33,453.41</b>	+
<b>Eastern New York Region</b>			<b>German-Speaking Region</b>		
Carrying the Message Group (1)	20.00	+	Brandenburg Gruppe (1)	32.48	-
Grupo Llegamos (4)	177.00	+	Fühl dich frei Gruppen (1)	84.00	+
Individual Members (2)	272.00	-	German-Speaking Region (2)	10,648.09	-
<b>Eastern New York Region Total:</b>	<b>469.00</b>	-	Gruppe SEKIS (7)	319.14	+
<b>Egypt Region</b>			Individual Members (11)	59.47	+
Egypt Region (1)	2,530.00	-	Monday Meeting Bochum Group (6)	528.34	+
<b>Egypt Region Total:</b>	<b>2,530.00</b>	-	NA Saturday Night Party Group (5)	1,028.89	+
<b>Finland Region</b>			Nord Area (Gebiet Nord) (1)	3,133.77	+
Aurinko ryhma (1)	32.00	+	Sonntagsmeeting Waschkueche gruppen (6)	283.09	+
Finland Region (1)	8,013.85	+	Sunday Meeting Berlin Group (3)	184.51	-
Individual Members (2)	21.42	-	Thursday Meeting Berlin Group (1)	104.15	+
<b>Finland Region Total:</b>	<b>8,067.27</b>	+	Thursday Meeting Group (1)	42.86	+
<b>Florida Region</b>			Tuesday Meeting Berlin Group (1)	73.97	+
A Train To Somewhere Group (7)	1,195.17	+	<b>German-Speaking Region Total:</b>	<b>16,522.76</b>	-
AM NA Group (1)	500.00	+	<b>Greater Illinois Region</b>		
Electric Lunch Group (3)	2,400.00	+	Greater Illinois Region (1)	1,168.53	+
Florida Region (1)	7,124.25	-	River to River Area (1)	100.00	+
Forest Area (1)	250.00	-	<b>Greater Illinois Region Total:</b>	<b>1,268.53</b>	+
Green & Gold Group (5)	180.70	+	<b>Greater New York Region</b>		
			A Greater Consciousness Group (2)	46.80	-
			Bronx Psychiatric Hospital Group (1)	25.00	+
			Greater New York Region (4)	14,000.00	+

Contributor (# of contributions)	FY 2025 contributions	+/-/= compared to FY 2024	Contributor (# of contributions)	FY 2025 contributions	+/-/= compared to FY 2024
<b>Greater New York Region</b>			<b>Irish Region</b>		
Home Away From Home Virtual Group (1)	55.00	+	Individual Members (13)	113.00	-
Hope In The Slope Group (2)	91.85	-	Irish Region (2)	2,732.69	+
Individual Members (13)	80.00	-	Living Clean Group (1)	111.39	+
Life After Drugs Group (1)	40.00	+	Southern Area (1)	3,170.01	+
Llegamos Group (2)	52.00	+	Tuesday Living Clean Group (1)	207.96	+
Recovery in El Barrio Group (1)	25.00	-	<b>Irish Region Total:</b>	<b>6,335.05</b>	<b>+</b>
Recovery In Progress Red Hook NY Group (1)	50.00	+	<b>Italy Region</b>		
Serenity On Saturday Group (3)	43.00	+	Italy Region (2)	8,512.68	+
The Choice is Ours Group (1)	86.50	+	<b>Italy Region Total:</b>	<b>8,512.68</b>	<b>+</b>
Zoom In On Recovery Group (1)	194.75	-	<b>Japan Region</b>		
<b>Greater New York Region Total:</b>	<b>14,789.90</b>	<b>+</b>	Hope of Star Group (1)	500.00	+
<b>Greater Philadelphia Region</b>			Japan Region (2)	1,300.00	+
Back to Basics Group (9)	180.00	+	<b>Japan Region Total:</b>	<b>1,800.00</b>	<b>+</b>
Clean Acres Area (Chester County) (4)	659.93	-	<b>Kentuckiana Region</b>		
Delco Area (4)	1,765.92	-	How It Works And Why Group (2)	56.40	+
Down Payment on Life Group (7)	337.00	+	How It Works Group (4)	185.25	-
Greater Philadelphia Region (5)	15,500.00	+	Individual Members (3)	104.00	+
Individual Members (1)	25.00	-	Just Us Group (8)	396.71	+
Recovery in the Morning Group (1)	10.00	=	Kentuckiana Region (2)	9,009.94	-
Schuylkill Valley Area (9)	1,280.00	+	Living The Program Group (4)	40.00	+
Stairway to Heaven Group (1)	32.00	-	More Will Be Revealed Group (1)	50.00	+
The Faith & Work Group (1)	43.00	+	South Central Kentucky Area (3)	291.27	+
We Do Recover Group (4)	44.00	+	The NA Meeting Group (9)	368.57	+
<b>Greater Philadelphia Region Total:</b>	<b>19,876.85</b>	<b>+</b>	<b>Kentuckiana Region Total:</b>	<b>10,502.14</b>	<b>-</b>
<b>Greece Region</b>			<b>Kuwait Region</b>		
Individual Members (1)	5.00	+	Kuwait Region (1)	6,192.90	+
Pigasos Area (1)	300.00	+	<b>Kuwait Region Total:</b>	<b>6,192.90</b>	<b>+</b>
<b>Greece Region Total:</b>	<b>305.00</b>	<b>+</b>	<b>Lithuania Region</b>		
<b>Guatemala Region</b>			Laisve Group (2)	695.99	+
Guatemala Region (1)	493.48	+	<b>Lithuania Region Total:</b>	<b>695.99</b>	<b>+</b>
Individual Members (1)	2.00	+	<b>Lone Star Region</b>		
<b>Guatemala Region Total:</b>	<b>495.48</b>	<b>+</b>	Another Chance Group (5)	50.00	+
<b>Hawaii Region</b>			Azle Group (6)	199.12	+
Hawaii Region (4)	2,293.78	+	Born Again Group (12)	575.00	+
Individual Members (13)	2,120.00	-	Central Group (11)	600.00	=
Kauai Area (3)	150.00	-	Dallas Area (3)	1,289.40	-
Maui Area (6)	1,900.00	+	Fort Worth Area (4)	550.57	+
Oahu Area (13)	883.87	-	Garland Group NA (4)	138.50	+
South Side Burning Desires Group (1)	23.00	+	Grace Group (1)	100.00	+
Sunday Ohana Group (2)	200.00	+	Grove Group (3)	183.00	-
<b>Hawaii Region Total:</b>	<b>7,570.65</b>	<b>-</b>	Haslet Group (1)	30.60	-
<b>HOW Brazil Region</b>			Just For Today Group (12)	700.00	+
Individual Members (3)	30.00	-	Lone Star Region (2)	2,000.00	=
<b>HOW Brazil Region Total:</b>	<b>30.00</b>	<b>-</b>	New Freedom Group (1)	500.00	+
<b>Indiana Region</b>			Northside Group (7)	1,344.26	+
Central Indiana Area (1)	609.35	-	Point of Freedom Group (1)	412.50	+
Cross Roads Area (1)	106.47	+	Surrender Starts Here Group (1)	42.00	-
East Central Area (3)	400.00	+	Town East Group (4)	300.00	-
Gratitude Seekerz Group (2)	159.63	+	Trinity Area (2)	62.74	+
Indiana Region (6)	12,406.99	+	Waxahachie Group (1)	878.20	+
Indiana Region Convention (1)	7,899.42	+	<b>Lone Star Region Total:</b>	<b>9,955.89</b>	<b>-</b>
Individual Members (1)	500.00	-	<b>Louisiana Region</b>		
Michiana Area (5)	316.75	-	Louisiana Region (3)	4,531.31	+
Mid-State Area (1)	297.68	-	Northshore Area (1)	813.00	+
NW Indiana Area (1)	100.00	+	Open Mind Group (4)	485.00	+
Rats NA Drain Ditch Group (2)	104.50	-	<b>Louisiana Region Total:</b>	<b>5,829.31</b>	<b>+</b>
South Shore Area (5)	1,950.00	-	<b>Metro Detroit Region</b>		
Tuesday Night NA Group (2)	18.25	+	Courage to Change Group (2)	80.00	+
<b>Indiana Region Total:</b>	<b>24,869.04</b>	<b>+</b>	Individual Members (16)	810.00	-
<b>Iowa Region</b>			Metro Detroit Region (6)	1,800.00	=
Freedom & Surrender Group (1)	20.00	+	Stay Alive II Group (10)	360.00	-
Individual Members (1)	25.00	-	Vision of Hope Group (1)	181.63	+
South East Iowa Area (1)	1,250.00	+	Western Wayne Area (9)	2,707.09	-
Stairway to heaven Group (1)	100.00	+	<b>Metro Detroit Region Total:</b>	<b>5,938.72</b>	<b>-</b>
We Do Recover Group (2)	515.00	+			
<b>Iowa Region Total:</b>	<b>1,910.00</b>	<b>-</b>			

Contributor (# of contributions)	FY 2025 contributions	+/-/= compared to FY 2024	Contributor (# of contributions)	FY 2025 contributions	+/-/= compared to FY 2024
<b>Mexico Region</b>			<b>New England Region</b>		
Area Playa del Carmen (1)	250.00	+	Edgewood Group (1)	100.00	+
<i>Mexico Region Total:</i>	<b>250.00</b>	-	End of the Line Group (3)	80.65	-
<b>Michigan Region</b>			Greater Worcester Area (1)	2,500.75	+
Against All Odds Group (1)	40.00	+	Individual Members (1)	1,000.00	-
Capital Area (9)	2,759.47	+	JP Lit Study Group (2)	22.25	+
Individual Members (2)	130.00	+	Just For Today Group (2)	425.75	-
Livingston County Area (1)	600.00	+	Last Door on the Left Group (1)	10.00	+
Niles New Beginnings Group (1)	50.00	+	Leggs-n-Eggs Group (2)	360.00	=
Northwestern Michigan Area (1)	200.00	-	Marstons Mills Group (1)	75.00	+
Recovery on the Lake Group (2)	120.00	+	Martha's Vineyard Area (1)	250.00	-
Staying United Group (6)	585.85	+	Never Alone Group (1)	200.00	+
Steppin Up Group (1)	200.00	+	New England Region (3)	9,462.87	+
<i>Michigan Region Total:</i>	<b>4,685.32</b>	+	Not Alone New Attitude Group (2)	82.00	+
<b>Mid-America Region</b>			Not Alone New Attitudes Group (1)	43.75	+
Individual Members (9)	804.00	+	Recovery in the Chapel Group (6)	331.00	-
Mid-America Region (1)	5,000.00	-	There is Still Hope Group (1)	90.00	+
<i>Mid-America Region Total:</i>	<b>5,804.00</b>	-	Women on Weekends Group (2)	189.75	+
<b>Mid-Atlantic Region</b>			<i>New England Region Total:</i>	<b>15,223.77</b>	+
Coast to Coast Group (1)	50.00	+	<b>New Jersey Region</b>		
Freedom Thru Recovery Group (1)	59.00	+	Bordentown Group (2)	12.00	-
Fresh Start Group (1)	63.00	+	Foundation of Hope Group (11)	478.94	+
Greater Scranton Steamtown Area (1)	28.62	+	Greater New Brunswick Area (7)	2,968.59	+
Individual Members (4)	280.00	+	Individual Members (25)	742.00	+
More Will Be Revealed Group (1)	25.00	-	Morning Miracles Group (2)	381.00	+
Without Gods Group (1)	50.00	+	New Jersey Region (8)	6,500.00	+
<i>Mid-Atlantic Region Total:</i>	<b>555.62</b>	-	Ocean Area (6)	3,331.98	+
<b>Minnesota Region</b>			Sisters in Unity Group (1)	21.95	+
Back to Basics Group (2)	40.00	+	Steps are Solution Group (1)	300.00	+
Individual Members (25)	364.70	-	<i>New Jersey Region Total:</i>	<b>14,736.46</b>	+
Minnesota Region (1)	36,964.00	+	<b>Nordeste Brazil Region</b>		
Northern Lights Area (1)	1,545.86	-	Grupo Maracaípe (4)	77.00	-
Twin Cities Area (2)	856.50	+	<i>Nordeste Brazil Region Total:</i>	<b>77.00</b>	-
Vision of Hope Area (4)	512.52	+	<b>North Carolina Region</b>		
Wee Are Here (1)	1,000.00	+	A New Way to Live Group (1)	44.00	+
<i>Minnesota Region Total:</i>	<b>41,283.58</b>	+	Charlotte Area (1)	4,000.00	+
<b>Mississippi Region</b>			Freedom thru Recovery Group (1)	49.00	+
Terminally Hip Fatally Cool Group (2)	40.00	+	GOD Group (1)	100.00	+
We Do Recover Group (1)	50.00	+	Grand Rising Group (2)	70.00	+
<i>Mississippi Region Total:</i>	<b>90.00</b>	-	Individual Members (3)	71.00	-
<b>Montana Region</b>			Miracles Happen Group (1)	500.00	+
Kalispell Recovery Group (1)	5,000.00	+	NA at Noon Group (2)	87.00	+
Message of Hope Group (1)	50.00	+	NA Online Recovery Group (1)	151.00	+
Montana Region (2)	5,617.11	+	North Carolina Region (4)	7,809.69	-
More Will Be Revealed Group (4)	299.00	+	Online Recovery Group (1)	213.04	-
NA AT 10K Group (1)	1,500.00	+	Sunday Serenity Group (4)	183.75	+
<i>Montana Region Total:</i>	<b>12,466.11</b>	+	Women of Substance Group (1)	11.62	+
<b>Mountaineer Region</b>			<i>North Carolina Region Total:</i>	<b>13,290.10</b>	+
Mountaineer Region (2)	7,500.00	+	<b>Northern California Region</b>		
No Reservations Group (1)	10.00	-	Alcohol is a Drug Group (1)	37.00	+
<i>Mountaineer Region Total:</i>	<b>7,510.00</b>	+	Area de Habla Hispana Area (8)	1,366.28	+
<b>Nebraska Region</b>			Book Around & Find Out Group (BAFO) (7)	55.06	+
Nebraska Region (2)	7,191.22	+	Camden Home Group (3)	174.89	-
<i>Nebraska Region Total:</i>	<b>7,191.22</b>	+	Contra Costa Area (11)	4,191.26	+
<b>Nepal Region</b>			Davis Group (11)	598.51	-
Pokhara Area (1)	360.00	+	Early Serenity Group (5)	347.62	+
<i>Nepal Region Total:</i>	<b>360.00</b>	+	Early Serenity Men's Group (7)	584.94	+
<b>Netherlands Region</b>			Friday Night Alternative Group (3)	121.84	-
Engelstalige Group (2)	214.05	+	Grand Rising Group (2)	50.00	+
Monday men's meeting Amsterdam Group (1)	320.00	+	Individual Members (36)	480.00	-
Netherlands Region (1)	3,348.87	+	Living Clean Book Study Group (1)	10.00	+
Rotterdam Monday Night Group (1)	41.66	+	Living Clean Group (1)	200.00	+
Sittard Group (2)	159.98	+	Los Gatos Home Group (12)	3,144.17	+
<i>Netherlands Region Total:</i>	<b>4,084.56</b>	+	Men's Stag Group (1)	511.60	+
			Mission Peak Area (3)	5,567.85	+
			Monterey County Area (7)	3,700.00	+
			NA Nooners Group (6)	261.02	-
			New Day New Way Group (2)	140.00	+
			No Matter What Group (4)	251.24	+

Contributor (# of contributions)	FY 2025 contributions	+/-/= compared to FY 2024	Contributor (# of contributions)	FY 2025 contributions	+/-/= compared to FY 2024
Northern California Region (11)	56,690.63	-	New Freedom Group (1)	111.25	-
Oak Park Fellowship Group (1)	250.00	-	Ontario Region (1)	5,953.19	-
Peace in the Pines Group (1)	96.00	-	Ottawa Area (2)	3,354.78	+
Shasta/Trinity Area (3)	1,400.00	+	Saturday Night Live Group (2)	143.21	+
Short & Sweet Group (1)	43.05	+	<b>Ontario Region Total:</b>	<b>11,191.79</b>	-
Sunday Back to Basics Group (1)	55.00	+			
Together in Recovery Group (1)	50.00	+	<b>Pacific Cascade Region</b>		
We Do Recover Group (2)	100.00	+	Another 24 Group (1)	50.00	+
West Portal Group (1)	59.00	+	Basic Group (2)	147.00	+
Wild Recovery Group (3)	570.16	+	Can Be Free Group (4)	122.30	+
Work The Steps or Die Group (1)	23.25	+	Central Oregon High Desert Area (3)	300.00	-
<b>Northern California Region Total:</b>	<b>81,130.37</b>	-	Conscious Contact Group (1)	20.00	+
			Individual Members (29)	1,219.00	-
<b>Northern New England Region</b>			It's In The Book Group (1)	1,816.00	+
Individual Members (1)	120.21	-	Kick the Monkey Group (3)	102.00	+
Serenity at Lunch Group (6)	278.35	+	Lane County Area (2)	4,000.00	+
<b>Northern New England Region Total:</b>	<b>398.56</b>	-	Learning to Live Group (1)	141.00	+
			Magic Happens When Women Gather (1)	1,869.50	+
<b>Northern New Jersey Region</b>			MTFU Group (1)	100.00	+
Freedom Through Unity Area (3)	632.89	+	OSP NA Club Group (1)	250.00	+
Hudson County Area (9)	111.00	=	Out to Lunch Bunch Group (1)	60.00	+
Northern New Jersey Region (6)	7,800.00	+	Pelican Bay Group (7)	350.00	+
Northwest New Jersey Area (8)	1,566.90	+	Serenity Sisters Group (7)	2,050.00	+
Passaic Area (1)	22.75	-	Washington County Area (4)	400.00	-
Sisters in Unity Group (1)	19.95	+	<b>Pacific Cascade Region Total:</b>	<b>12,996.80</b>	+
Stronger Than Iron Group (1)	100.00	+			
<b>Northern New Jersey Region Total:</b>	<b>10,253.49</b>	+			
			<b>Poland Region</b>		
<b>Norway Region</b>			Poland Region (1)	1,700.49	+
Kongsberg Gruppen (1)	200.00	+	<b>Poland Region Total:</b>	<b>1,700.49</b>	+
NA Outdoor Event Ski and Recovery (1)	103.91	+			
<b>Norway Region Total:</b>	<b>303.91</b>	+	<b>Portugal Region</b>		
			DNA Group (1)	334.89	+
<b>Occidente-Mexico Region</b>			Linha Area (1)	779.32	+
Occidente Region (1)	1,000.00	+	Miracles in Porto Group (1)	210.00	+
<b>Occidente-Mexico Region Total:</b>	<b>1,000.00</b>	+	Portugal Region (1)	2,081.04	+
			<b>Portugal Region Total:</b>	<b>3,405.25</b>	+
<b>Ohio Region</b>					
Any Addict Group (1)	50.00	+	<b>Quebec Region</b>		
Central Ohio Area (1)	500.00	+	Groupe Le Lendemain (4)	551.61	+
Greater Cincinnati Area (6)	3,917.29	-	Groupe Pige ton Retablissement (1)	100.00	+
Hopeful Group (4)	200.00	+	Groupe Roussillon (1)	361.63	+
Meshugeneh Group (1)	150.00	+	Quebec Region (4)	33,218.25	+
Mid East Area (1)	1,000.00	+	Rive-Nord Area (2)	2,284.91	-
Ohio Region (4)	7,417.71	+	Rive-Sud Area (2)	1,413.52	-
Recovery on High Street Group (1)	100.00	-	Sud-Ouest Area (1)	1,173.10	-
Winners' Group (4)	850.00	+	<b>Quebec Region Total:</b>	<b>39,103.02</b>	+
<b>Ohio Region Total:</b>	<b>14,185.00</b>	+			
			<b>Red River Region</b>		
<b>OK Region</b>			Okla-Tex (2)	200.00	-
33rd Street Recovery Group (1)	50.00	-	Red River Region (1)	500.00	-
Eastern Area (4)	3,500.00	-	<b>Red River Region Total:</b>	<b>700.00</b>	-
Living Room Group (3)	114.48	+			
NA-A-Risin' Group (1)	100.00	-	<b>Region 51</b>		
No Grass Group (3)	469.00	+	Addicts Together Group (2)	220.00	+
Northside Stroll Group (5)	1,150.00	-	CAN Area (1)	1,889.89	+
OK Region (6)	3,500.00	-	Happy, Joyous & Free Group (11)	1,591.50	-
Spiritual Connection Group (1)	641.39	+	Individual Members (13)	4,800.00	+
The recovery at work group (8)	2,500.00	+	Mid Day Relief Group (8)	367.70	+
Western Area (11)	5,700.00	+	Mixed Nutz Group (1)	73.85	+
<b>OK Region Total:</b>	<b>17,724.87</b>	+	More Will Be Revealed Group (1)	60.00	+
			North by Northwest Area (7)	3,091.36	-
<b>Oman Region</b>			Region 51 (5)	25,451.51	+
Oman Region (1)	1,600.00	+	<b>Region 51 Total:</b>	<b>37,545.81</b>	+
<b>Oman Region Total:</b>	<b>1,600.00</b>	+			
			<b>Region Del Coqui</b>		
<b>Ontario Region</b>			Grupo Solo Por Hoy (5)	246.50	-
Bring Your Own Book Group (1)	200.00	=	Individual Members (7)	70.00	-
Common Welfare Group (1)	522.46	+	Oeste Area (1)	26.40	+
Georgian Heartland Area (1)	400.00	+	Region Del Coqui (12)	1,642.65	+
Individual Members (26)	506.90	-	<b>Region Del Coqui Total:</b>	<b>1,985.55</b>	-

Contributor (# of contributions)	FY 2025 contributions	+/-/= compared to FY 2024	Contributor (# of contributions)	FY 2025 contributions	+/-/= compared to FY 2024
<b>Rio Grande Region</b>			<b>Southern California Region</b>		
Four Corners Area (1)	1,000.00	+	Courage to Change Group (5)	649.00	+
Greater Albuquerque Area (2)	434.92	-	Eastern Sierra Area (2)	500.10	+
Individual Members (1)	1,000.00	-	Grupo Solo Por Hoy (1)	100.00	+
Rio Grande Region (1)	3,000.00	=	Happy Feet Dance & Meeting Group (1)	188.50	+
Southern New Mexico Area (1)	172.43	+	Individual Members (69)	2,341.00	-
Talking Heads Group (1)	87.30	+	Living Proof Group (1)	215.21	+
WE Group (2)	125.00	+	Monday Night Madness Group (1)	50.00	+
<b>Rio Grande Region Total:</b>	<b>5,819.65</b>	-	OB Smokeless Group (2)	75.00	+
<b>San Diego/Imperial Counties Region</b>			<b>Southern Idaho Region</b>		
Caring & Sharing Group (2)	58.35	+	Quest for Serenity Group (5)	700.00	-
Grupo Vivir Limpios Virtual (1)	10.00	+	Southern Antelope Valley Area (3)	1,554.09	+
Individual Members (1)	20.00	-	Southern California Region (4)	44,364.60	+
Monday Night Miracles Group (2)	53.00	+	Speak Your Truth Group (1)	500.00	+
North Coastal Area (1)	161.36	+	Spiritual Not Religious Group (1)	53.00	+
North County Inland Area (4)	268.13	-	St John Vianney Group (3)	555.98	+
San Diego/Imperial Counties Region (5)	14,937.73	+	The Full Issue Group (1)	20.00	+
Saturday Morning Live Group (1)	10.00	+	The Real attitude of Gratitude Group (2)	200.00	+
Stepping into Serenity Group (1)	500.00	+	Tuesday 730 PM Surrender to Win Group (1)	25.00	+
Unity Day Group (1)	600.00	+	Tuesday Step Study Group (7)	1,410.00	+
<b>San Diego/Imperial Counties Region Total:</b>	<b>16,618.57</b>	+	Virtual is Real Group (1)	203.00	+
<b>Show-Me Region</b>			<b>Spain Region</b>		
A New Influence Group (1)	200.00	+	Grupo LGBT Vivir Limpios (1)	177.05	+
Are You Ready For Some Recovery Group (1)	500.00	=	Spain Region (2)	9,771.30	+
Flight to Freedom Campout (1)	678.24	+	<b>Spain Region Total:</b>	<b>9,948.35</b>	+
Individual Members (11)	1,100.00	-	<b>Sweden Region</b>		
Northland Area (2)	649.20	-	New Way of Living Group (1)	87.83	+
Primary Purpose Area (4)	200.00	-	Sweden Region (NA Sverige) (2)	2,457.46	-
Show-Me Region (2)	26,400.00	+	<b>Sweden Region Total:</b>	<b>2,545.29</b>	-
THE Group (11)	1,100.00	-	<b>Switzerland Region</b>		
United Kansas City Area (2)	324.88	+	German Speaking Area (1)	2,154.61	+
<b>Show-Me Region Total:</b>	<b>31,152.32</b>	+	<b>Switzerland Region Total:</b>	<b>2,154.61</b>	-
<b>Sierra Sage Region</b>			<b>Tejas Bluebonnet Region</b>		
Capital City Area (2)	1,200.00	+	Agape Group (1)	150.00	=
Never Alone Group (11)	275.00	+	Clean & Free Group (4)	302.00	+
Recovery Dogs Group (4)	118.00	+	Conscious Contact Group (1)	18.26	+
Rural Nevada Area (2)	442.33	-	Eastside Group (9)	496.00	+
Saturday Night Live Group (2)	85.27	+	Easy Does It Group (2)	200.00	-
Saturday Night Special Group (2)	61.00	+	Hair Group (1)	100.00	+
Sierra Sage Region (6)	23,100.00	+	Hill Country Area (4)	1,244.00	-
<b>Sierra Sage Region Total:</b>	<b>25,281.60</b>	+	Houston Area (7)	288.92	+
<b>SOSONA - Indian Region</b>			<b>Switzerland Region</b>		
SOSONA - Indian Region (1)	20.00	+	Hug Not Drugs Group (1)	40.00	-
<b>SOSONA - Indian Region Total:</b>	<b>20.00</b>	+	Individual Members (29)	717.00	+
<b>South Dakota Region</b>			<b>Tejas Bluebonnet Region</b>		
New Hope Group (2)	550.00	+	Northside Area (2)	500.00	=
Sioux Falls Group (2)	208.79	+	Our Gift Group (2)	34.75	-
South Dakota Region (2)	2,400.00	+	Right Stuff Group (1)	21.00	+
West River Area (1)	640.00	+	Surrender to Win Group (2)	20,000.00	+
<b>South Dakota Region Total:</b>	<b>3,798.79</b>	+	Tejas Bluebonnet Region (6)	5,830.72	+
<b>South Florida Region</b>			<b>Tejas Bluebonnet Region</b>		
Gulf Coast Area (13)	4,116.49	+	Tri-County Area (2)	356.76	+
Individual Members (13)	101.66	-	<b>Tejas Bluebonnet Region Total:</b>	<b>30,299.41</b>	+
New Life Group (1)	20.00	+			
Palm Coast Area (1)	858.66	+			
Plantation Recovery Group (1)	200.00	+			
Saturday Night Live Group (4)	238.67	-			
South Dade Area (1)	1,000.00	+			
South Florida Region (1)	500.00	-			
The Truth Will Set You Free Group (2)	115.00	+			
<b>South Florida Region Total:</b>	<b>7,150.48</b>	+			

Contributor (# of contributions)	FY 2025 contributions	+/-/= compared to FY 2024	Contributor (# of contributions)	FY 2025 contributions	+/-/= compared to FY 2024
<b>Thailand Region</b>			<b>Washington/N Idaho Region</b>		
Les Douzes etapes en Asie (1)	100.00	+	An Atmosphere of Recovery Group (3)	141.25	-
<b>Thailand Region Total:</b>	<b>100.00</b>	<b>+</b>	Basic NA Group (2)	181.00	+
<b>Tri-State Region</b>			Battle Ground Group BGNA (4)	60.00	-
Central Western Pennsylvania Area (9)	225.00	-	Eastshore Group (3)	112.00	-
East End Area (1)	128.98	-	Friday Harbor Group (1)	5.88	-
Individual Members (16)	430.00	+	Friday Night Alive Group (1)	325.00	-
Interstate Crossroads Area (3)	3,900.00	+	Friday Night Live Group (1)	90.35	+
Lake Erie Area (1)	200.00	+	Individual Members (57)	5,689.00	+
Principles First Group (1)	45.00	+	It's Fine, I'm Fine, Everything's Fine Group (2)	150.00	+
Shady Group (2)	50.00	-	Lewis County Area (3)	467.20	+
South Hills Area (1)	994.05	-	North Olympic Peninsula Area (1)	920.00	-
The Growing Tree Group (3)	327.50	+	NW Washington Area (2)	1,235.50	+
Tri-State Region (3)	16,000.00	+	Pointless Group (1)	5.00	+
Upper Saint Clair Group (1)	500.00	+	Port Hadlock Group (1)	100.00	+
<b>Tri-State Region Total:</b>	<b>22,800.53</b>	<b>+</b>	Removing the Mask Group (3)	460.00	+
<b>Turkey Region</b>			Rise To Recovery Group (3)	213.75	-
Turkey Region (1)	2,000.00	+	Sea Of Serenity Group (1)	150.00	+
<b>Turkey Region Total:</b>	<b>2,000.00</b>	<b>+</b>	Seattle Area (1)	339.23	-
<b>UK Region</b>			South King County Area (13)	757.03	-
Clean & Serene Saturday Morning Online Group (1)	200.00	+	Ties That Bind Group (1)	100.00	+
Devon International JFT Group (9)	292.35	-	Washington/N Idaho Region (2)	39,282.59	-
Individual Members (29)	194.07	-	Women's Hope & Faith Group (1)	40.60	+
UK Region (3)	9,286.25	+	<b>Washington/N Idaho Region Total:</b>	<b>50,825.38</b>	<b>-</b>
<b>UK Region Total:</b>	<b>9,972.67</b>	<b>+</b>	<b>Western New York Region</b>		
<b>Ukraine Region</b>			Fresh Start Group (5)	265.00	-
Individual Members (8)	240.00	-	Recovery in South Buffalo Group (2)	279.00	+
<b>Ukraine Region Total:</b>	<b>240.00</b>	<b>-</b>	We Are Responsible Group (2)	150.00	+
<b>Upper Rocky Mountain Region</b>			Western New York Region (1)	3,000.00	+
Freedom Seekers Area (1)	250.00	+	<b>Western New York Region Total:</b>	<b>3,694.00</b>	<b>-</b>
Living Proof Group (2)	161.50	-	<b>Western Russia Region</b>		
The Home Group (4)	650.00	+	Clean South Group (6)	193.47	+
Upper Rocky Mountain Region (1)	16,645.35	+	<b>Western Russia Region Total:</b>	<b>193.47</b>	<b>-</b>
Wake Up Call Group (1)	200.00	+	<b>Wisconsin Region</b>		
Welcome Home Group (2)	100.00	-	Individual Members (12)	96.00	-
Wyo-Braska Area (1)	1,390.00	+	Inland Lakes Unity Area (6)	559.44	-
Wyoming Western Area (1)	570.26	-	Milwaukee/Waukesha Area (3)	1,628.00	+
<b>Upper Rocky Mountain Region Total:</b>	<b>19,967.11</b>	<b>+</b>	Never In The Dark Group (2)	125.00	-
<b>Utah Region</b>			North Central Wisconsin Area (1)	900.00	+
Barney's Group (5)	157.71	+	North East Wisconsin Area (2)	150.00	=
HomeGroups (4)	110.86	+	When at the End of the Road Group (7)	245.00	+
Individual Members (24)	1,488.00	-	Wisconsin Region (3)	929.65	-
Lakeside Unity Area (11)	1,089.95	-	Women in Recovery Group (2)	187.96	-
Northern Utah Area (6)	206.31	-	<b>Wisconsin Region Total:</b>	<b>4,821.05</b>	<b>-</b>
Refuse To Use Group (9)	1,372.42	+	<b>Zonal Forum</b>		
Tooele Second Chance Group (1)	20.00	+	Asia Pacific Forum (2)	10,000.00	+
<b>Utah Region Total:</b>	<b>4,445.25</b>	<b>-</b>	Canadian Assembly (3)	32,997.99	+
<b>Venezuela Region</b>			European Delegates Meeting (1)	5,222.95	-
Grateful to be Grateful Group (1)	12.80	+	Midwest Zonal Forum (4)	8,900.00	-
Individual Members (1)	5.00	+	Plains States Zonal Forum (1)	1,326.34	-
Venezuela Region (1)	25.00	+	<b>Zonal Forum Total:</b>	<b>58,447.28</b>	<b>-</b>
Virtual Area (1)	50.00	+	<b>Other Events</b>		
<b>Venezuela Region Total:</b>	<b>92.80</b>	<b>+</b>	MACCNA Inc (Mexico, Arizona, California Conv) (1)	4,673.58	+
<b>Volunteer Region</b>			Pacific Northwest Convention (1)	3,089.31	+
East Tennessee Ridges of Recovery Area (1)	231.46	+	Texas State Convention (1)	1,434.48	+
Hope not Dope Group (10)	869.00	-	World Convention Unity Day (1)	34,070.54	+
Individual Members (13)	265.00	-	<b>Other Events Total:</b>	<b>43,267.91</b>	<b>+</b>
Primary Purpose Group (6)	274.57	+	<b>Grand Total: 2,093,502.67 +</b>		
Recovery Is A Journey Group (1)	160.67	+			
Step By Step Group (9)	883.72	+			
Volunteer Region (3)	14,472.61	+			
<b>Volunteer Region Total:</b>	<b>17,157.03</b>	<b>+</b>			



**INDEPENDENT AUDITOR'S REPORT**

To the World Board of  
Narcotics Anonymous World Services, Inc.

**Opinion**

We have audited the accompanying consolidated financial statements of Narcotics Anonymous World Services, Inc. and the affiliated Fellowship Intellectual Property Trust (the Trust) (collectively, NAWS), which comprise the consolidated statement of financial position as of June 30, 2025, the related consolidated statements of activities, functional expenses, and cash flows for the year then ended, and the related notes to the consolidated financial statements.

In our opinion, except for the possible effects of the matter described in the Basis for Qualified Opinion section of our report, the consolidated financial statements referred to above present fairly, in all material respects, the financial position of NAWS as of June 30, 2025 and the related consolidated statements of activities, functional expenses, and cash flows for the year then ended in accordance with accounting principles generally accepted in the United States of America.

**Basis for Qualified Opinion**

We did not audit the financial statement balances and activity related to the Iranian service office, Payam Omega, as of and for the year ended June 30, 2025, whose statements reflect total assets of \$9,608,905 as of June 30, 2025, and net revenues of \$3,403,957 for the year then ended. Those financial statements were presented in accordance with accounting principles generally accepted in the Islamic Republic of Iran and audited by other auditors in accordance with auditing standards generally accepted in the Islamic Republic of Iran, whose report has been furnished to us. Consequently, we were unable to determine whether any adjustments to those amounts were necessary in order for the financial statement balances and activity to conform with accounting principles generally accepted in the United States of America.

We conducted our audit in accordance with auditing standards generally accepted in the United States of America. Our responsibilities under those standards are further described in the Auditor's Responsibilities for the Audit of the Financial Statements section of our report. We are required to be independent of NAWS and to meet our other ethical responsibilities in accordance with the relevant ethical requirements relating to our audit. We believe that the audit evidence we have obtained is sufficient and appropriate to provide a basis for our qualified audit opinion.

**Responsibilities of Management for the Consolidated Financial Statements**

Management is responsible for the preparation and fair presentation of the consolidated financial statements in accordance with accounting principles generally accepted in the United States of America, and for the design, implementation, and maintenance of internal control relevant to the preparation and fair presentation of consolidated financial statements that are free from material misstatement, whether due to fraud or error.

Los Angeles / San Francisco / Seattle / Denver / Sun Valley, ID / Dallas

**Independent Auditors' Report**

NAWS contracts with an independent accounting firm to audit its financial statements each fiscal year. The audit team spends about a week in the Chatsworth office after the close of each fiscal year, during which they perform transaction tests, inspect internal controls, and scrutinize internal financial practices. This professional audit of NAWS' financial reports and practices conforms to best practices in the world of accounting and complies with the legal requirements for nonprofits. To audit the financial activities of WSO Iran, we have to hire an accounting firm in Iran that provides its audit to our US-based auditors. While this makes for an exceedingly slow process, it ensures management and the board have verified figures for all branch offices.

To the World Board of  
Narcotics Anonymous World Services, Inc.

In preparing the consolidated financial statements, management is required to evaluate whether there are conditions or events, considered in the aggregate, that raise substantial doubt about the NAWS's ability to continue as a going concern within one year after the date that the consolidated financial statements are available to be issued.

#### **Auditor's Responsibilities for the Audit of the Consolidated Financial Statements**

Our objectives are to obtain reasonable assurance about whether the consolidated financial statements as a whole are free from material misstatement, whether due to fraud or error, and to issue an auditor's report that includes our opinion. Reasonable assurance is a high level of assurance but is not absolute assurance and therefore is not a guarantee that an audit conducted in accordance with generally accepted auditing standards will always detect a material misstatement when it exists. The risk of not detecting a material misstatement resulting from fraud is higher than for one resulting from error, as fraud may involve collusion, forgery, intentional omissions, misrepresentations, or the override of internal control. Misstatements are considered material if there is a substantial likelihood that, individually or in the aggregate, they would influence the judgment made by a reasonable user based on the consolidated financial statements.

In performing an audit in accordance with generally accepted auditing standards, we:

- Exercise professional judgment and maintain professional skepticism throughout the audit.
- Identify and assess the risks of material misstatement of the consolidated financial statements, whether due to fraud or error, and design and perform audit procedures responsive to those risks. Such procedures include examining, on a test basis, evidence regarding the amounts and disclosures in the combined consolidated financial statements.
- Obtain an understanding of internal control relevant to the audit in order to design audit procedures that are appropriate in the circumstances, but not for the purpose of expressing an opinion on the effectiveness of NAWS's internal control. Accordingly, no such opinion is expressed.
- Evaluate the appropriateness of accounting policies used and the reasonableness of significant accounting estimates made by management, as well as evaluate the overall presentation of the consolidated financial statements.
- Conclude whether, in our judgment, there are conditions or events, considered in the aggregate, that raise substantial doubt about the NAWS's ability to continue as a going concern for a reasonable period of time.

We are required to communicate with those charged with governance regarding, among other matters, the planned scope and timing of the audit, significant audit findings, and certain internal control-related matters that we identified during the audit.

*Miller Kaplan Arase LLP*

MILLER KAPLAN ARASE LLP

Burbank, California

April 27, 2026



# Narcotics Anonymous World Services

## Consolidated Statement of Financial Position

Exhibit A

<b>Assets</b>	
Current assets:	
Cash and cash equivalents	\$ 7,049,134
Investments - at fair value	1,663,085
Accounts receivable (net of allowance for uncollectible accounts of \$108,544)	723,867
Publication inventory	8,907,071
Prepaid expenses	<u>172,527</u>
Total current assets	<u>18,515,684</u>
Other assets:	
Property and equipment:	
Furniture and equipment	1,064,033
Leasehold improvements	<u>1,189,533</u>
	2,253,566
Less: accumulated depreciation and amortization	<u>(2,023,862)</u>
	229,704
Deposits	525,737
Trademarks, software, and copyrights (net of accumulated amortization of \$1,667,630)	489,572
Right-of-use operating lease assets	2,173,774
Less: accumulated amortization	<u>(1,973,470)</u>
	200,304
Total other assets	<u>1,445,317</u>
Total assets	<u>\$ 19,961,001</u>
<b>Liabilities and net assets</b>	
Current liabilities:	
Accounts payable	\$ 3,958,886
Accrued salaries, vacation, and tax withholdings payable	814,325
Operating lease obligations, current portion	<u>167,272</u>
Total current liabilities	4,940,483
Other liabilities:	
Operating lease obligations, less current portion	<u>36,569</u>
Total other liabilities	<u>36,569</u>
Total liabilities	4,977,052
Net assets without donor restrictions	<u>14,983,949</u>
Total liabilities and net assets	<u>\$ 19,961,001</u>

See accompanying notes to consolidated financial statements.

# Narcotics Anonymous World Services Consolidated Statement of Financial Position

Exhibit B

Revenues, gains, and other support:	
Sales of publications and program materials	\$ 16,507,279
Less: discounts and cost of sales	<u>(7,615,105)</u>
Net sales of publications and program materials	8,892,174
Convention registration and other revenue	4,945,358
Fellowship contributions	2,093,503
Interest	157,421
Other	<u>42,357</u>
Total revenues, gains, and other support	<u>16,130,813</u>
Program expenses:	
Literature production and distribution	3,850,141
World Service Conference support	7,025,135
Fellowship development	2,376,332
Events	<u>364,302</u>
	13,615,910
Management and general expenses	<u>1,512,879</u>
Total expenses	<u>15,128,789</u>
Change in net assets	1,002,024
Net assets without donor restrictions:	
Beginning of year	<u>13,981,925</u>
End of year	<u>\$ 14,983,949</u>

See accompanying notes to consolidated financial statements.

# Narcotics Anonymous World Services

## Consolidated Statement of Financial Position

Exhibit C

	Program Services					Total
	Literature Production and Distribution	World Service Conference Support	Fellowship Development	Events	Management and General	
Expenses:						
Salaries, wages, and payroll taxes	\$ 2,127,092	\$ 995,660	\$ 1,176,689	\$ 226,286	\$ 502,859	\$ 5,028,586
Employee health benefits	202,035	94,570	111,764	21,493	47,762	477,624
Retirement contribution	51,966	24,325	28,747	5,528	12,285	122,851
Contract labor	69,257	32,418	38,312	7,368	16,373	163,728
Convention expenses	-	5,302,705	-	-	589,189	5,891,894
Occupancy	798,022	163,212	192,886	37,094	132,357	1,323,571
Travel	6,730	-	-	-	748	7,478
Conferences	-	7,469	-	-	830	8,299
Worldwide workshops	-	-	81,920	-	9,102	91,022
Telephone	29,822	13,959	16,497	3,173	7,050	70,501
Postage	14,826	6,940	8,202	1,577	3,505	35,050
Office expenses	154,617	72,374	85,533	16,449	36,552	365,525
Professional fees	67,855	31,762	37,537	7,219	16,041	160,414
Equipment leases	9,029	4,227	4,995	961	2,135	21,347
Computer expenses	165,576	77,504	91,595	17,614	39,143	391,432
Insurance	42,220	19,762	23,356	4,491	9,981	99,810
Developmental literature	-	-	24,794	-	2,755	27,549
Free publications	-	13,619	-	-	1,513	15,132
Free literature	-	-	333,585	-	37,065	370,650
Currency conversion	(30,371)	-	-	-	(3,374)	(33,745)
Public relations	-	-	40,991	-	4,555	45,546
World Board	-	98,412	-	-	10,935	109,347
Fellowship assistance	-	-	671	-	75	746
Depreciation and amortization	101,411	47,469	56,100	10,788	23,974	239,742
Other operating expenses	40,054	18,748	22,158	4,261	9,469	94,690
Total expenses	<u>\$ 3,850,141</u>	<u>\$ 7,025,135</u>	<u>\$ 2,376,332</u>	<u>\$ 364,302</u>	<u>\$ 1,512,879</u>	<u>\$ 15,128,789</u>

See accompanying notes to consolidated financial statements.

# Narcotics Anonymous World Services Consolidated Statement of Financial Position

Exhibit D

Cash flows from operating activities:	
Change in net assets	\$ 1,002,024
Adjustment to reconcile change in net assets to net cash used in operating activities:	
Depreciation and amortization	239,742
Noncash operating lease expense	3,511
(Increase) decrease in assets:	
Accounts receivable, net	11,858
Publication inventory	(988,205)
Prepaid expenses	(62,075)
Deposits	389,252
Increase in liabilities:	
Accounts payable	1,730,664
Accrued salaries, vacation, and tax withholdings	224,863
Deferred convention revenue	<u>(3,133,158)</u>
Net cash used in operating activities	<u>(581,524)</u>
Cash flows from investing activities:	
Purchases of investments	(149,132)
Proceeds from the sale of investments	1,971,620
Purchases of property and equipment	(151,736)
Payments to secure copyrights and trademarks and purchase software	<u>(3,265)</u>
Net cash provided by investing activities	<u>1,667,487</u>
Net increase in cash and cash equivalents	1,085,963
Cash and cash equivalents:	
Beginning of year	<u>5,963,171</u>
End of year	<u>\$ 7,049,134</u>

See accompanying notes to consolidated financial statements.

# Notes to Consolidated Financial Statement

## Independent Auditors' Report / Year Ended June 2025

---

### NOTE 1 - ORGANIZATION AND NATURE OF ACTIVITIES

Narcotics Anonymous World Services, Inc. (NAWS) was incorporated on January 25, 1977 and is headquartered in Chatsworth, California. NAWS operates literature distribution facilities in India and Toronto, Canada and maintains offices in Brussels, Belgium, and Iran. NAWS's Iranian service office is known as Payam Omega. NAWS is a not-for-profit organization that provides communications and information for the Fellowship of Narcotics Anonymous (NA). NAWS achieves its purpose by maintaining correspondence with NA groups and service committees, by printing and distributing World Services Conference (WSC)-approved literature, and by maintaining the archives and files of NA.

In 1993, NA established the Fellowship Intellectual Property Trust (the Trust). The Trust was established for the purpose of holding and administering all recovery material and other intellectual properties of NA. The Trust is included in the consolidated financial statements of NAWS as a result of common control.

### NOTE 2 - SUMMARY OF SIGNIFICANT ACCOUNTING POLICIES

#### A. Consolidation Policy and Basis of Accounting

The accompanying consolidated financial statements include the accounts of NAWS and the Trust. Significant intercompany balances and transactions are eliminated in consolidation. The consolidated financial statements are prepared on the accrual basis of accounting.

#### B. New Accounting Pronouncements

In March 2023, the Financial Accounting Standards Boards (FASB) issued Accounting Standards Update (ASU) 2023-01, *Leases (Topic 842): Common Control Arrangements*. The update clarifies accounting for lease arrangements and leasehold improvements between entities under common control. This guidance is particularly relevant for not-for-profits with related foundations, supporting organizations, or shared-service entities. This standard is effective for fiscal years beginning after December 15, 2023 and is applied on a prospective basis.

NAWS adopted the standard effective July 1, 2024. The adoption of this standard did not have a material impact on NAWS's consolidated financial statements.

#### C. Cash and Cash Equivalents

NAWS considers all highly-liquid investments with an initial maturity of three months or less to be cash equivalents. NAWS's cash and cash equivalents consist of checking, savings, and money market accounts.

#### D. Investments

Investments are recorded at fair value according to the fair value hierarchy established in Accounting Standards Codification (ASC) Topic 820, *Fair Value Measurement*. Net realized and unrealized gains or losses are classified as increases or decreases in net assets without donor restrictions. Interest and dividend income is presented net of investment management fees, if any.

#### E. Accounts Receivable and Allowance for Doubtful Accounts

Accounts receivable are recorded when invoiced and represent claims against third parties that will be settled in cash. The carrying value of receivables, net of any allowance for doubtful accounts, represents their estimated net realizable value. If events or changes in circumstances indicate that specific receivable balances may be impaired, further consideration is given to the collectability of those balances and the allowance is adjusted accordingly. Management estimated the allowance for doubtful accounts to be \$108,544 as of June 30, 2025.

#### F. Inventory

Inventory consists primarily of programmatic literature held for sale in support of NAWS's mission. Inventory is stated at the lower of cost or net realizable value, with cost determined using the first in, first out (FIFO) method. Net realizable value represents estimated selling prices in the ordinary course of activities, less any costs necessary for fulfillment and distribution. Management periodically reviews inventory for excess quantities or obsolescence and records write downs when carrying amounts are not expected to be recoverable through future sales.

#### G. Property and Equipment

Leasehold improvements and furniture and equipment are recorded at cost. Major additions are capitalized while replacements, maintenance, and repairs that do not improve or extend the useful life of the asset are expensed. Depreciation and amortization are computed using the mid-year straight-line method over the estimated useful lives of the related assets, which are as follows:

Leasehold improvements	5 years
Furniture and equipment	5 - 10 years

Depreciation and amortization expense related to property and equipment for the year ended June 30, 2025 was \$89,409.

#### H. Trademarks and Copyrights

The cost of acquiring and defending copyrights and trademarks is capitalized and amortized over the approximate economic life of the copyright or trademark, which is estimated to be 10 years. The cost of computer software is also capitalized and amortized over a period of seven years. Amortization expense related to trademarks and copyrights for the year ended June 30, 2025, was \$150,333.

## **I. Net Assets**

NAWS reports information regarding its financial position and activities on an accrual basis according to two classes of net assets, as follows:

*Net assets without donor restrictions* – Net assets that are not subject to donor-imposed restrictions, which may include net assets designated for specific purposes by action of the Board of Directors. As of June 30, 2025, there were no assets with board designations.

*Net assets with donor restrictions* – Net assets that are subject to donor-imposed stipulations may be fulfilled by actions of NAWS to meet the stipulations or are restricted for use in a future period. When a donor's restriction is satisfied, either by using the resources in the manner specified by the donor or by the passage of time, the expiration of the restriction is reported in the consolidated financial statements by reclassifying the net assets from net assets with donor restrictions to net assets without donor restrictions. As of June 30, 2025, there were no assets with donor restrictions.

Revenue and support are reported as increases in net assets without donor restrictions unless subject to donor-imposed restrictions. Expenses are reported as decreases in net assets without donor restrictions. Gains and losses on assets or liabilities are reported as increases or decreases in net assets without donor restrictions unless restricted by explicit donor stipulation or by law.

## **J. Sales of Publications and Program Materials**

Revenue from sales of publications and other programmatic materials is recognized in accordance with ASC 606, *Revenue from Contracts with Customers*. NAWS recognizes revenue when control of the promised goods is transferred to the customer, which generally occurs at the point in time when the publications or materials are shipped or made available to the customer, depending on the terms of sale.

Sales are typically made through direct orders or online transactions and generally consist of a single performance obligation. The transaction price is based on stated prices and reflects consideration to which NAWS expects to be entitled. Payment is generally due at the time of sale or shortly thereafter. NAWS does not have significant variable consideration, financing components, or rights of return associated with these sales.

Amounts collected for shipping and handling are included in the transaction price and recognized as program revenue. Costs related to shipping and handling are recorded as program expenses. Sales taxes collected, if any, are excluded from revenue and recorded as a liability until remitted to the appropriate taxing authority.

## **K. World Convention Revenue**

NAWS hosts a world convention approximately once every five years in furtherance of its mission. Revenue generated in connection with the conference includes registration fees and related programmatic revenues and is recognized in accordance with ASC 606, *Revenue from Contracts with Customers*.

Conference-related revenue is recognized when NAWS satisfies its performance obligations by providing access to and delivering the conference programs and related activities. Registration fees are generally recognized at the point in time when the conference takes place, as this is when control of the services is transferred to participants. NAWS does not accept sponsorships in connection with the World Convention.

Amounts received in advance of the conference related to registration are recorded as deferred revenue and are recognized as revenue when the related performance obligations are satisfied. The transaction price for conference-related contracts is based on stated fees and does not generally include variable consideration or significant financing components.

Conference revenues are classified as program revenue in the accompanying consolidated statement of activities, as the conference is a central and recurring component of NAWS's mission-related activities. Costs incurred to plan, promote, and host the conference are recognized as program expenses in the period incurred.

## **L. Fellowship Contributions**

Contributions received are recognized as revenue in accordance with ASC 958, *Not for Profit Entities*. Contributions are recorded at fair value when an unconditional promise to give is received. Contributions are classified as net assets with or without donor restrictions based on the existence or absence of donor imposed restrictions.

Contributions with donor imposed restrictions that can be met through the passage of time or fulfillment of a specific purpose are reported as net assets with donor restrictions and are reclassified to net assets without donor restrictions when the restrictions are satisfied. Contributions restricted for long term purposes or required to be maintained in perpetuity are reported as net assets with donor restrictions. NAWS does not accept contributions of financial or nonfinancial assets with donor restrictions.

Conditional contributions, which contain both a barrier and a right of return or release, are not recognized as revenue until the conditions on which they depend are substantially met or explicitly waived.

Unconditional promises to give that are expected to be collected within one year are recorded at net realizable value. Unconditional promises to give expected to be collected in future years are recorded at the present value of their estimated future cash flows. Amortization of discounts on long term promises to give is included in contribution revenue. Allowances for uncollectible promises to give are recorded based on management's assessment of collectability. There were no outstanding pledges receivable as of June 30, 2025.

## **M. Functional Allocation of Expenses**

The costs of providing NAWS's programs and other activities are reported by both their natural and functional classifications in the statement of functional expenses. Expenditures that can be identified with a specific program or supporting service are allocated directly according to their purpose. Costs that are common to more than one function are allocated among the applicable programs and supporting services based on estimates of employee time, using percentages that represent hours spent or wages, or upon estimates of other resources spent.

## N. Income Taxes

NAWS is exempt from income tax under Section 501(c)(3) of the Internal Revenue Code and under the California Revenue and Taxation Code. The Trust is also exempt under the applicable Internal Revenue Code and comparable California Revenue and Taxation Code. In addition, the Internal Revenue Service has determined that NAWS and the Trust are not private foundations within the meaning of Section 509(a) of the Internal Revenue Code. Therefore, no provision for federal and state income taxes was made for either NAWS or the Trust.

GAAP requires management to evaluate tax positions taken by NAWS and recognize a tax liability if NAWS has taken a tax position that more likely than not would not be sustained upon examination by a tax authority. NAWS is subject to routine audits by taxing jurisdictions; however, there are currently no audits for any tax periods in progress.

## O. Translation of Foreign Financial Statements

The consolidated financial statements are presented in U.S. dollars, which is NAWS's reporting currency. Assets and liabilities of foreign operations whose functional currency is not the U.S. dollar are translated into U.S. dollars using exchange rates in effect at the consolidated statement of financial position date. Revenues and expenses are translated using average exchange rates for the period. Translation adjustments resulting from this process are recorded as changes in net assets and presented as a component of net assets without donor restrictions.

## P. Estimates

The preparation of consolidated financial statements in conformity with GAAP requires management to make estimates and assumptions that affect the reported amounts of assets and liabilities at the date of the consolidated financial statements and the reported amounts of revenue and expenses during the reporting period. Uses of estimates include, and are not limited to, an allowance for expected credit losses on accounts receivable, the estimated useful lives of property and equipment, and the allocation of expenses by function and nature. Actual results could differ from those estimates.

## NOTE 3 - LIQUIDITY

As of June 30, 2025, NAWS had \$18,343,157 of financial assets consisting of cash, cash equivalents, liquid investments, short-term accounts receivable, and inventory available to meet cash needs for general expenditures. None of these financial assets is subject to donor or contractual restrictions that make them unavailable for expenditure within one year of the balance sheet date. NAWS's goal is to maintain financial assets on hand to meet at least one year's worth of anticipated operating expenses and a policy to structure its financial assets to be available as its general expenditures and liabilities come due.

## NOTE 4 - FAIR VALUE MEASUREMENT AND DISCLOSURES

NAWS applies ASC Topic 820, *Fair Value Measurement* for fair value measurements and disclosures, which defines fair value, establishes a framework for measuring fair value, and requires certain disclosures about fair value measurements. GAAP describes three levels of inputs that may be used to measure fair value:

Level 1 – Quoted prices in active markets for identical assets or liabilities. An active market is a market in which transactions occur with sufficient frequency and volume to provide pricing information on an ongoing basis. NAWS had no Level 1 assets at June 30, 2025.

Level 2 – Significant other observable inputs (other than Level 1 prices) such as quoted prices for similar assets or liabilities, quoted prices in markets that are not active, or other inputs that are observable or can be corroborated by observable market data. This includes certificates of deposit, which are valued based upon observable market inputs for similar securities, including valuation models based upon prices paid for similar assets with similar yields from issuers with similar credit ratings.

Level 3 – Unobservable inputs that are supported by little or no market activity, are significant to the fair value of the assets or liabilities, and reflect management's assumptions and best estimates based on available data. NAWS had no Level 3 assets at June 30, 2025.

Valuation techniques used in fair value measurements need to maximize the use of observable inputs and minimize the use of unobservable inputs. A valuation method may produce a fair value measurement that may not be indicative of the net realizable value or reflective of future fair values. Furthermore, although management believes the valuation methods are appropriate and consistent with those used by other market participants, the use of different methodologies or assumptions could result in different fair value measurements at the reporting date.

The following tables summarize investments based on the inputs used to value them:

	June 30, 2025			
	Level 1	Level 2	Level 3	Total
Certificates of deposit	\$ -	\$ 1,663,085	\$ -	\$ 1,663,085

The following tables reconcile the beginning and ending fair value of Level 2 investments for the year ended June 30, 2025:

Balance, July 1	\$ 3,485,574
Purchases/accrued interest	149,131
Sales/maturities	(1,971,620)
Balance, June 30	\$ 1,663,085

## NOTE 5 - CONCENTRATIONS OF CREDIT RISK

NAWS places its cash and cash equivalents with high quality financial institutions. Cash in U.S. banks is covered by the Federal Deposit Insurance Corporation (FDIC) up to \$250,000 per bank. Cash in Canadian accounts is insured up to \$100,000 (CAD) per bank. At June 30, 2025, deposits in U.S. institutions exceeded insurance limits by \$3,259,371 and deposits in Canadian banks exceeded insurance limits by \$1,148,990 (CAD). Cash in European accounts is not covered and totaled approximately \$553,388 (USD) as of June 30, 2025.

## NOTE 6 - COMMITMENTS AND CONTINGENCIES

### Leases

On July 1, 2022, NAWS adopted ASU 2016-02, *Leases*, requiring a lessee to record a right-of-use asset and a corresponding lease liability at the inception of the lease, initially measured at the present value of total lease payments. NAWS classified its five long-term leases as operating leases and determined that the fair value of its operating leases at the inception of the leases totaled \$2,152,472 using discount rates between 2.84% and 3.96%. The operating leases had a weighted average term of 39 months on the date of adoption. As of June 30, 2025, the lease liability was \$203,841, of which \$167,272 was current and \$36,569 was non-current. ASU 2016-02 requires recognition in the statement of activities of a single lease cost, calculated so that the cost of the leases are allocated over the lease term, generally on a straight-line basis. Rent expense for the year ended June 30, 2025 was \$659,005. During the year ended June 30, 2025, NAWS reflected amortization of right-of-use asset of \$651,644 related to the leases, resulting in a right-of-use asset, net balance of \$200,304 as of June 30, 2025.

The following is a schedule of future minimum rental payments required under leases that have initial or remaining noncancelable lease terms in excess of one year as of June 30, 2025:

<u>Year Ending June 30,</u>	
2026	\$ 167,272
2027	20,910
2028	12,731
2029	4,553
Thereafter	<u>3,794</u>
Total minimum payments required	209,260
Less: discount to present value	<u>(5,419)</u>
Operating lease obligation	<u>\$ 203,841</u>

Total lease payments made during the year ended June 30, 2025 were \$680,621.

### Employment Contract

NAWS has an employment agreement with its executive director expiring on December 31, 2025. The agreement provides for compensation and benefits. Should the agreement be terminated by NAWS, certain amounts would be payable to the executive director as defined in the agreement. As of June 30, 2025, approximately \$250,000 has been accrued for potential disbursement.

## NOTE 7 - RETIREMENT PLAN

NAWS maintains a qualified defined contribution retirement plan, which covers all employees. Under the terms of the plan, employees may elect to contribute pre-tax earnings up to the maximum allowable amount under the Internal Revenue Code. NAWS matches deferrals of up to 8% of compensation based on the employee's number of years of service. NAWS's contributions totaled \$122,851 for the year ended June 30, 2025.

## NOTE 8 - SUBSEQUENT EVENTS

### Foreign Currency Translation

Subsequent to year end and prior to issuance of the consolidated financial statements, the exchange rate between the U.S. dollar and Iranian rial declined significantly. As a result, the U.S. dollar value of NAWS's foreign denominated assets decreased materially. Management evaluated this event in accordance with ASC 855, *Subsequent Events*, and concluded that the change in exchange rates represents a nonrecognized subsequent event. Accordingly, the accompanying consolidated financial statements have not been adjusted for this change. The decline in exchange rates is expected to have a material effect on NAWS's future financial position and results of operations related to its foreign activities.

Management has evaluated subsequent events through April 27, 2026, the date these consolidated financial statements were available to be issued. There were no material subsequent events, other than those noted above, that require recognition or additional disclosure in these consolidated financial statements.

# NARCOTICS ANONYMOUS WORLD SERVICES, INC.

*NAWS, Inc. Annual Report*  
for Fiscal Year 2025  
published April 2026

na.org  
[www.instagram.com/narcoticsanonymous](https://www.instagram.com/narcoticsanonymous)  
[www.instagram.com/naglobalevents](https://www.instagram.com/naglobalevents)  
[www.facebook.com/naworldservices](https://www.facebook.com/naworldservices)



## **NA World Services**

PO Box 9999  
Van Nuys, California, USA 91409  
Telephone +1.818.773.9999  
Fax +1.818.700.0700

## **Service Offices and Distribution Centers**

### **WSO–Chatsworth**

19737 Nordhoff Place  
Chatsworth, California, USA 91311  
+1.818.773.9999  
Fax: +1.818.700.0700

### **WSO–Europe**

48 Rue de l'Été  
B-1050 Brussels, Belgium  
+32.2.646.6012  
Fax: +32.2.649.9239

### **WSO–Iran**

PO Box 14665-3115  
Tehran, Iran  
+ 0098.21886.81652  
Fax: +0098.21886.7209

### **Distribution Center–Mississauga, Ontario, Canada**

+1.905.507.0100  
Fax: +1.905.507.0101

### **Distribution Center–Bangalore, India**