

# Narcotics Anonymous World Services, Inc.





2024 Annual Report



# A Vision for NA Service

All of the efforts of Narcotics Anonymous are inspired by the primary purpose of our groups. Upon this common ground we stand committed.

Our vision is that one day:

-  Every addict in the world has the chance to experience our message in their own language and culture and find the opportunity for a new way of life;
-  Every member, inspired by the gift of recovery, experiences spiritual growth and fulfillment through service;
-  NA service bodies worldwide work together in a spirit of unity and cooperation to support the groups in carrying our message of recovery;
-  Narcotics Anonymous has universal recognition and respect as a viable program of recovery.

Honesty, trust, and goodwill are the foundation of our service efforts, all of which rely upon the guidance of a loving Higher Power.

A Note from Your World Board page 3

Staff & Offices page 7

Production & Distribution page 12

Financial Overview page 17

Fellowship Contributions page 20



*Member contributions help make it possible for us to provide support and services to NA members, groups, and service bodies worldwide.*

# A Note from Your World Board

*The full fruit of a labor of love  
lives in the harvest, and that always  
comes in its right season.*

In the *Annual Report*, numbers tell the story of our efforts to carry out our Vision for NA Service. Each year, information about the growth of our Fellowship, literature sales and disbursements, the office and staff, and your contributions are compiled and reported here. We can tell you about what we have done, how we have done it, where money comes from and where it goes—in short, all the ways our work can be measured. Love and the spirit of service cannot be quantified, and the tireless efforts of the World Board, staff, and countless trusted servants around the world are beyond measure. NA World Services is here to ensure that our members, groups, and service bodies have what they need to carry out that work: literature, service materials, material and logistical support, and the tools to help NA members build viable, sustainable communities in which addicts get and stay clean.

This fiscal year stretched from 1 July 2023 to 30 June 2024, but this report will stretch a little further to include the World Convention, because it was such an integral part of this year’s work (and because no one wants to wait another full year for the reporting). This year marked our 70th anniversary, and we are grateful to report that this year has marked a turning point in our abilities as an organization. The 2023–24 fiscal year was one of hope, excitement, and new routines as we rebuilt staffing levels, upgraded our technical capabilities, began to implement the work of our first in-person (hybrid) conference in five years, and prepared for WCNA 38. After 70 years, we are still growing, learning, and improving our ability to provide services to the Fellowship we all love.

One thing we learn in recovery is that there’s no such thing as “back to normal”; we keep moving to a new normal, and another new normal, and so on. We adapt and are changed by the experience. And our circumstances change all the time in ways that call upon us to adapt some more. This fiscal year was one in which we were able to regain our footing, to rebuild and upgrade systems, and to scale up in anticipation of a major event and ongoing growth.

(continued next page)

## World Board Members

Board Member	First Elected	Term Ends	Location
Tana Agostini	2012	2026*	Woodstock, New York, USA
Irene Crawley	2012	2026*	Westmeath, Ireland
Paul Fitzgerald	2012	2026*	Norwich, Great Britain
Hammed Al-Tamimi	2018	2026*	Kuwait City, Kuwait
Lib Edmonds	2018	2026*	Christchurch, New Zealand
Yoel Geffen	2018	2026*	Ashdod, Israel
Michael Bennett	2020	2026	Murfreesboro, Tennessee, USA
Danny Gershman	2020	2026	Secaucus, New Jersey, USA
Eduardo Gilioli	2020	2026	Jundiaí, São Paulo, Brazil
Jorge Mejia	2020	2026	Envigado, Colombia
Jose Luis Andreu	2016	2029*	San Juan, Puerto Rico
Jack Hovenier	2016	2029*	Bellingham, Washington, USA
Tim Smith	2016	2029*	Darlinghurst, Sydney, Australia
Carla Wensky	2023	2029	Powell, Wyoming, USA
Veronica Bistrom-Ferris	2023	2029	Nässjö, Sweden

## Human Resource Panel

	First Elected	Term Ends	
Laura B	2020	2026*	Albuquerque, New Mexico, USA
Arne H-G	2020	2026*	Le Val, Provence Côte d’Azur, France
Ron M	2023	2029	Winter Haven, Florida, USA
Sam L	2023	2029	Windham, Maine, USA

## WSC Cofacilitators

	First Elected	Term Ends	
Mario T	2020	2026*	Oakville, Australia
Louis H	2023	2029	Chicago, Illinois, USA

\* The 2022 and 2023 World Service Conferences decided to extend these terms to coincide with a longer conference cycle.



Much of the first half of the fiscal year was spent implementing the decisions made in April and May 2023 at the **World Service Conference**. This included revisions to [A Vision for NA Service](#), the [Fellowship Intellectual Property Trust](#) and associated documents, [The Group Booklet](#), and [Virtual Meeting Basics](#); the creation and posting of workshops for four [Issue Discussion Topics](#); and launching a survey for the H&I Basics project. The new [Focus Group Volunteer Form](#) at [na.org/projects](#) served as a tool to connect with interested members, which has resulted in more members being involved in projects than ever before.

In concert with the World Convention, we also launched the [NA Survival Kit](#): a slipcased compilation of our previously published material on the Twelve Steps drawn from the Basic Text, *It Works: How and Why*, and the *Step Working Guides*. Although this material is not new, the format is—and many members report that the smaller books and reordered material make it much easier to manage stepwork for themselves and with those they sponsor.

This has been a year of planned and unplanned improvements in our informational technology. The IT team at NAWS is tireless and resourceful—fortunately.

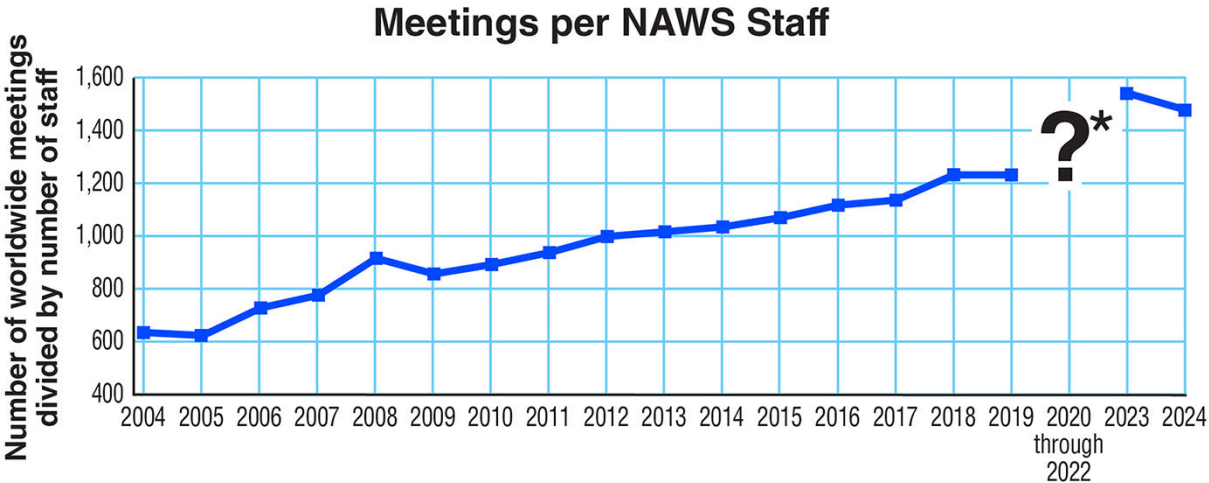
One of the most significant changes this year was in the way **NA World Services helps people find meetings**. For a very long time, the database of NA meetings at NAWS was inaccurate and out of date. With more than 72,000 meetings in 143 countries—and a growing number of virtual meetings—the idea of catching or keeping up was increasingly unrealistic. The frequent changes to meeting information brought about by the pandemic led to a tipping point: We were absolutely not able to keep up with local openings, closures, and moves. And helping people find a meeting might be the most important service any of us provide. The new [NA Meeting Finder](#) uses a map-based system to connect people with local websites or phonelines, which are much more likely to be accurate and up-to-date. Virtual meetings around the world are now searchable in a [separate list](#) and listed in the time zone from which you search. Subsequently, we brought the NA Meeting Finder app into sync with the new system.

There were webinars on the new system in November 2023 and August 2024. The transition was challenging, and we are grateful to all the trusted servants who helped us with geotagging, checking accuracy, and ensuring that the new system works.

(continued on page 6)



This chart, showing the number of NA meetings worldwide relative to the number of NAWS staff at all five locations, has customarily been included in the *Annual Report*. During the pandemic, many meetings closed or suspended operation and NAWS staff numbers were cut drastically. Despite that anomaly (where you see the question mark on the chart), our staff-to-meetings ratio continues to increase. We have been regrowing staff as we are able; Chatsworth is the only location that still has reduced numbers. And we see the overall trendline is consistent despite the shutdowns. The higher number of meetings per staff is a consequence of many factors; NA World Services does its best to provide services prudently and in a manner that serves the most members for the least cost. We economize and use technology to maximize return on every Fellowship dollar. It also reflects a level of stress on staff; it's harder for us to provide adequate services when demands on staff increase measurably over time.



\*Due to the pandemic, we do not have accurate meeting numbers for 2020–2022



# Regions Around the World

## 72,215 Weekly Meetings Worldwide



### USA—23,511 Meetings

\*Non WSC Participant

1	ABCO	160
2	Alabama/NW Florida	331
3	Alaska	93
4	Arizona	365
5	Arkansas	282
6	Best Little	129
7	Bluegrass Appalachian*	275
8	Buckeye	160
9	California Inland	158
10	California Mid-State	286
11	Carolina	679
12	Central Atlantic	472
13	Central California	250
14	Chesapeake & Potomac	356
15	Chicagoland	527
16	Colorado	292
17	Connecticut	238
18	Eastern New York	196
19	Florida	1,053
20	Free State	570
21	Georgia	569
22	Greater Illinois	183
23	Greater New York	552
24	Greater Philadelphia	451
25	Hawaii	139
26	Indiana	370
27	Iowa	280
28	Kentuckiana	147
29	Lone Star	729
30	Louisiana	274
31	Metro Detroit	312
32	Michigan	344
33	Mid-America	313
34	Mid-Atlantic	313
35	Minnesota	315
36	Mississippi	118
37	Montana	121
38	Mountaineer	140
39	Nebraska	154
40	New England	415
41	New Jersey	377
42	North Carolina	427
43	Northern California	1,174
44	Northern New England	146
45	Northern New Jersey	244
46	Northern New York	149
47	Ohio	462
48	OK Region	293
49	Pacific Cascade	463
50	Red River*	42
51	Region 51	293
52	Rio Grande	199
53	San Diego/Imperial	361
54	Show-Me	809
55	Sierra Sage	108
56	South Dakota	57
57	South Florida	650
58	Southern California	974
59	Southern Idaho	103
60	Texas Bluebonnet	466
61	Tri-State	545
62	Upper Midwest	76
63	Upper Rocky Mountain	114
64	Utah	87
65	Volunteer	432
66	Washington/North Idaho	880
67	Western New York	143
68	Wisconsin	326

### Canada—1,346 Meetings

\*Non WSC Participant

CN1	Al-Sask
CN2	British Columbia
CN3	Canada Atlantic
CN4	Ontario
CN5	Quebec
CN6	Yukon Territories*

### Central America/ Mexico—3,084 Meetings

\*Non WSC Participant

CA1	Antigua and Barbuda*
CA2	Aruba*
CA3	Baja Son
CA4	Barbados*
CA5	Belize*
CA6	Cayman Islands*
CA7	Costa Rica
CA8	Cuba*
CA9	El Salvador
CA10	Grenada*
CA11	Guatemala
CA12	Honduras*
CA13	Jamaica*
CA14	Martinique*
CA15	Mexico
CA16	Nicaragua
CA17	Occidente-Mexico
CA18	Panama
CA19	Quisqueyana
CA20	Region del Coqui
CA21	Saint Lucia*
CA22	Saint Vincent and the Grenadines*
CA23	Trinidad and Tobago*
CA24	Virgin Islands*

### South America—7,719 Meetings

\*Non WSC Participant

SA1	Argentina
SA2	Bolivia*
SA3	Brazil
SA4	Brazil Central
SA5	Brazil Sul
SA6	Chile
SA7	Colombia
SA8	Ecuador
SA9	Grande Sao Paulo
SA10	Guyana*
SA11	HOW Brazil
SA12	Minas
SA13	Nordeste Brazil
SA14	Paraguay*
SA15	Peru
SA16	Region 10 Brazil*
SA17	Rio de Janeiro
SA18	Rio Grande do Sul
SA19	Uruguay
SA20	Venezuela

### Western Europe—4,487 Meetings

\*Non WSC Participant

E1	Belgium*
E2	Cyprus*
E3	Denmark
E4	Finland
E5	France
E6	German Speaking
E7	Greece
E8	Greenland*
E9	Iceland*
E10	Ireland
E11	Italy
E12	Luxembourg*
E13	Malta*
E14	Netherlands
E15	Norway
E16	Portugal
E17	Spain
E18	Sweden
E19	Switzerland*
E20	UK Region

### Africa—340 Meetings

\*Non WSC Participant

A1	Angola*
A2	Botswana*
A3	Cape Verde Island
A4	Congo*
A5	Eswatini (Swazil.)
A6	Ethiopia*
A7	Gambia, The*
A8	Ghana*
A9	Kenya*
A10	Liberia*
A11	Malawi*
A12	Morocco*
A13	Mozambique*
A14	Namibia*
A15	Nigeria*
A16	Rwanda*
A17	South Africa
A18	Tanzania*
A19	Uganda*
A20	Zambia*
A21	Zanzibar*
A22	Zimbabwe*

### Middle East—24,577 Meetings

\*Non WSC Participant

ME1	Afghanistan*
ME2	Bahrain*
ME3	Egypt
ME4	Iran
ME5	Iran Region No.1
ME6	Iraq*
ME7	Israel
ME8	Jordan*
ME9	Kuwait*
ME10	Lebanon*
ME11	Oman*
ME12	Qatar*
ME13	Saudi Arabia*
ME14	Sudan*
ME15	Tajikistan*
ME16	United Arab Em

### Asia Pacific—2,382 Meetings

\*Non WSC Participant

AP1	Aotearoa New Zealand
AP2	Australia
AP3	Bangladesh*
AP4	Bhutan*
AP5	Cambodia*
AP6	China*
AP7	French Polynesia*
AP8	Guam*
AP9	Hong Kong*
AP10	Indonesia*
AP11	Japan
AP12	Laos*
AP13	Malaysia*
AP14	Maldives*
AP15	Mongolia*
AP16	Myanmar*
AP17	Nepal
AP18	NERF
AP19	Northern Marianas*
AP20	Pakistan North*
AP21	Pakistan South*
AP22	Philippines
AP23	Singapore*
AP24	SOSONA
AP25	South Korea*
AP26	Thailand
AP27	Vietnam*

### Eastern Europe/ Russia—4,769 Meetings

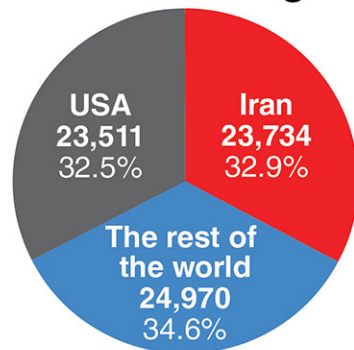
\*Non WSC Participant

EE1	Adriatic*
EE2	Big Moscow*
EE3	Blacklands (Russia)*
EE4	Bulgaria*
EE5	Czech-Slovak*
EE6	Estonia*
EE7	Far East (Russia)*
EE8	Hungary*
EE9	Latvia*
EE10	Lithuania
EE11	Moldova*
EE12	Nevskiy (Russia)*
EE13	North-West Russia
EE14	Poland
EE15	Povolzhye (Russia)*
EE16	Romania*
EE17	Siberia*
EE18	Transit*
EE19	Turkey*
EE20	Ukraine
EE21	Ural & West Siberia*
EE22	Western Russia

Data is based on regional/zonal reports to WSC 2023 and NAWS database when available. Map not intended to be geographically accurate. Meeting numbers include both in-person and virtual meetings. Virtual meeting numbers were drawn only from regional reports and many may be missing. For a current map and additional Fellowship development resources, visit [na.org/fdresources](https://na.org/fdresources).



## Number of meetings 2024



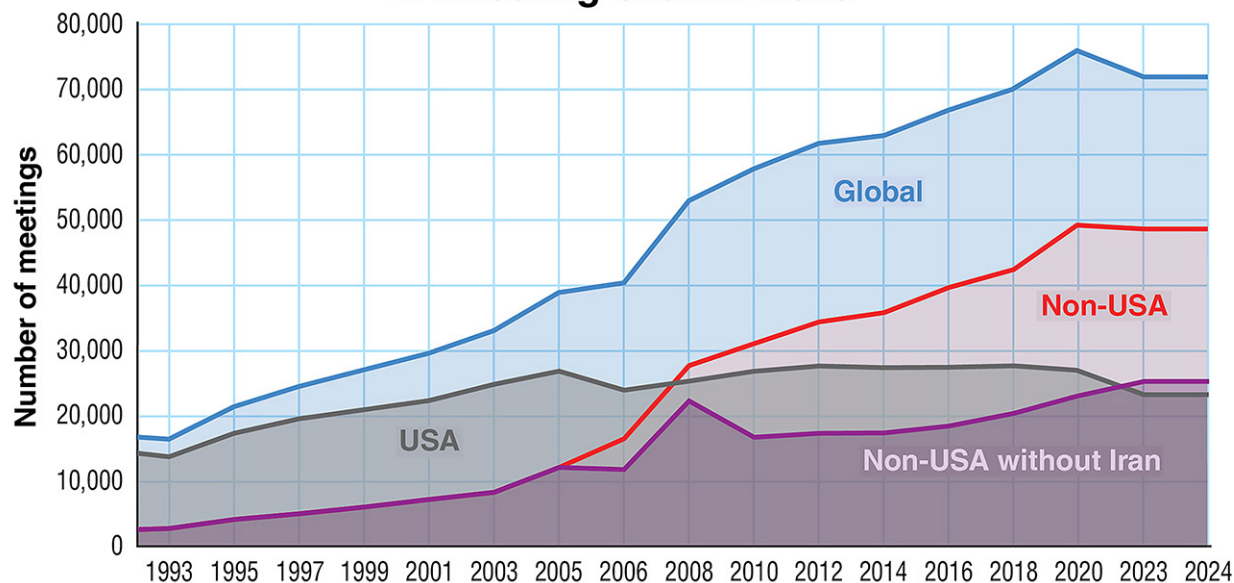
(continued from page 4)

While that vital service was in development, the **website** at na.org came under attack and began to crumble. Some parts of that website were severely outdated, and other parts had been added and patched over time. The current environment on the internet is hostile: There is unprecedented hacking, virus assault, and phishing, and our efforts to keep the system up and running were ongoing. Keeping pace with the ongoing threat level when our primary means of communication internally and with the Fellowship is through the web takes money, talent, diligence, and foresight. Behind the scenes, preparation was underway to launch a new website in the 2024–25 fiscal year.

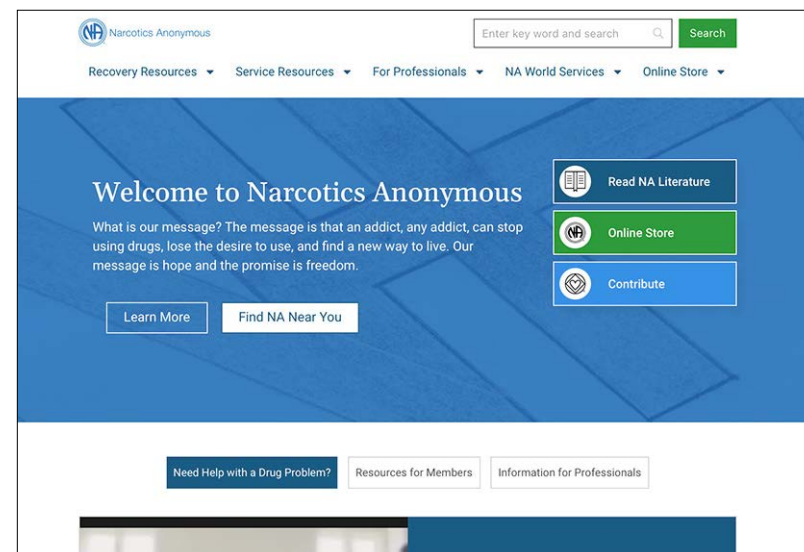
In addition, we onboarded **new accounting software**—a task more important and more complex than it might sound. We operate in multiple currencies, with thousands of items in inventory. Along with sales, we must account for contributions, which are tracked in detail, along with income and expenses related to events. All of this requires deep customization. In addition to the security concerns any organization might face, we take the anonymity of our members very seriously. It was primarily for this reason that we resisted the move to a cloud-based system as long as we could, but the accounting software we had been using was no longer supported by its maker. We are relieved that cloud security has improved geometrically since the last time we upgraded. Our accounting system is painstakingly detailed, and must be compatible with multiple systems in multiple dimensions. Customizing the software, migrating our data, and training our staff to the new system is a long process. Still we are hopeful that the new system will serve us for a long time to come.

(continued on page 8)

## NA Meeting Growth Trend



This graph of meeting growth trends is an AR staple. The data in this graph is updated before each World Service Conference, so the numbers in this graph are the same as in 2023. We repeat what we said last year about the challenge this graph reflects: Pandemic safety measures drove many of us online and changed how we look at meetings and groups. The 2023 WSC voted to recognize virtual groups, and we know our current count of virtual groups lags substantially behind the actual number. We look forward to more accurate information as virtual meetings are welcomed into service systems locally and worldwide.



# NA World Services Staff

Chatsworth, California, USA

## Administration

*Executive Director:* Anthony Edmondson (ae@na.org)  
*Assistant Executive Director:* Becky Meyer (becky@na.org)  
*Executive Assistants:* Eileen Perez (eileen.p@na.org), Elaine Wickham (elaine@na.org)  
*Administrative Support Specialist:* Johnny Lamprea (johnny@na.org)

current staffing as  
of May 2025

## Asset Management

*Comptroller and Team Leader:* Debbie Carnahan (debbie@na.org)  
*Staff Accountant:* Aisha Corning (aisha@na.org)  
*NAWS Bookkeeper/Operations Coordinator:* Rochelle Medina (rochelle@na.org)  
*Accounting Assistants:* Eleonore Buffington (eleonore@na.org), Sara Nichols (sara@na.org)  
*Customer Service Supervisor:* Sylvia Cordero (sylvia@na.org)  
*Customer Service Representative:* Jennifer Wonderling (jennifer@na.org)

## Communications

*Director of Communications:* Travis Koplow (travis@na.org)  
*Project Coordinators:* Daniel Crotinger (daniel@na.org), Nick Elson (nick@na.org)  
*Writer/Editors:* Eren Harris (eren@na.org), Andrea Lapin (andrea@na.org)  
*Publications/Graphics Consultant:* Stacy Fowler (stacy.m@na.org)

## Fellowship Services

*Team Leader:* Steve Rusch (steve@na.org)  
*Administrative Assistants:* Keri Kirkpatrick (keri@na.org), Shirley Pius (shirley@na.org)

## Information Technology

*IT Manager:* Matt Schmeck (matt@na.org)      *Database Administrator:* Lori Wheeler (lori@na.org)  
*Network Administrator:* Juan Trejo (juan@na.org)      *Database Assistant:* Donnell Buckley (donnell@na.org)  
*IT Special Projects/Web Specialist:* David Buffington (davidb@na.org)

## Production

*Production Manager:* Fatia Birault (fatia@na.org)      *Production Assistant:* Jesus Iniguez (jesus@na.org)

## Public Relations

*PR Manager:* Jane Nickels (jane.nickels@na.org)      *PR Assistant:* Rich Roy (rich@na.org)

## Translations

*Translations Manager:* De Jenkins (de.j@na.org)  
*Team Assistants:* Sumit Dag (sumit@na.org), Matt DeLuca (matt.d@na.org), Sasha Petrenko (sasha@na.org)

## Warehouse

*Warehouse Manager:* Vince Alcala (vince@na.org)  
*Shippers:* Jose Corea (jose@na.org), Devis Ghiglione (devis@na.org), Hugo Ramirez (hugo@na.org), Kelley Taylor (kelley@na.org)

## Staff and Offices



### Your World Service Office (WSO)

Narcotics Anonymous World Services in Chatsworth, California, is the central resource hub for NA members, groups, and service bodies worldwide. The executive and administrative staff work with the World Board to carry out Conference-approved projects, coordinate workgroups, and support the World Convention. They communicate with members and the public through various periodicals, reports, webinars, and emails. The California office also produces and distributes NA literature, protects the Fellowship's copyrights and trademarks, and maintains our website, [na.org](http://na.org).



### Branch Offices

WSO-Europe distributes literature in 35 languages, including no-cost literature shipments to emerging NA communities in Eastern Europe and elsewhere. The office serves members, groups, and institutions seeking information about NA, and supports the European Delegates Meeting. We are glad to say that with Stéphane Dougoud as our new European Logistics Coordinator, WSO-E is stable once more. We have resumed onsite shipping and are looking for a larger location.



Siamak Khajeian manages the Iranian branch of the World Service Office. He and his staff—Mohammad Ahmari, Shahram Chegini, Nemat Hosseini, Farhad Poorsohi, and Saeed Khosravi—support NA's largest community and its 20,000+ meetings. WSO-Iran produces and distributes NA literature in Farsi. They also assist in the translation of documents and support many of the essential services offered by the region.



### Distribution Centers

Two distribution centers—one in Mississauga, Ontario, Canada, and the other in Bangalore, India—play vital roles in furthering our vision. Pramila Dias distributes literature in twelve languages throughout South Asia from the Bangalore center. Brian and Ilda Sullivan continue to staff the Mississauga center that serves the literature needs of Canadian NA communities.



### New Staff

Jose Corea  
Stéphane Dougoud

Sara Nichols  
Rich Roy

### Departing Staff

Bob Shott (PR Assistant)  
Eden Perez (Acct. Asst.)

(continued from page 6)

In August 2023, we **traveled** to the Canadian Assembly and Convention (CANA/ACNA) and the European Delegates Meeting (EDM). Also this year, we were grateful to attend the Afri-Can Zonal Forum, the Multi-Zonal Service Symposium (MZSS), Florida Service Symposium, the Brazilian Zonal Forum, and the Latin American Zonal Forum (LAZF). When we attend events in person, we have the opportunity to meet and get to know trusted servants from across the Fellowship. We can answer questions and provide information informally, and we are able to help local communities navigate developmental challenges and other obstacles to growth. We have the chance to explain what World Services does and how it dovetails with local communities to provide support for services that carry the message. Perhaps more importantly, we get to hear the concerns and interests of members and build ongoing relationships, so that when a community has a question or a challenge, it’s more likely they will feel comfortable reaching out to World Services to talk about what’s going on.

We always want to be responsive to requests for board participation at events—and also be prudent with resources. If we can participate virtually and still meet the needs of a community, we try to do that. We participated

virtually in the Colorado Convention and Western Service Learning Days (WSLD), Mid-Atlantic Regional Learning Conference (MARLCNA), and Western States Zonal Forum. If your service body is considering making a request for board participation, let’s talk together and see if the need can be met virtually.

We attended the American Correctional Association in Washington, DC, in January 2024, for the first time since the shutdowns. Our presence was welcomed, and as a result of our attendance, we were invited in February to address a meeting of all 122 federal wardens. It was a brief but successful virtual presentation; as always with this sort of event, we plant seeds that bloom over time in local H&I efforts and in reaching addicts who suffer behind the walls.

**PR** might have been the biggest success at WCNA 38. Washington, DC, is home to a wealth of research institutions and is easily accessible from many more. We held a roundtable event with addiction researchers, and the outcome was enthusiastic interest from these writers and scientists who help us fulfill our vision “that Narcotics Anonymous has universal recognition and respect as a viable program of recovery.”

(continued on page 10)

Table 1: Annual WSC & Fellowship Development Expenses and Total Weekly Meetings Worldwide

Fiscal Year	2020	2020 w/out Iran	2021	2021 w/out Iran	2022	2022 w/out Iran	2023	2023 w/out Iran	2024	2024 w/out Iran
Number of meetings (worldwide approx.)	76,075	50,000	76,075	50,000	76,075	50,000	72,215	48,481	72,215	48,481
Total contributions received from meetings worldwide	\$999,209	\$999,209	\$1,731,015	\$1,731,015	\$2,224,917	\$2,224,917	\$1,982,110	\$1,982,110	\$1,816,975	\$1,816,975
Annual contributions received per meeting worldwide	\$13.13	\$19.98	\$22.75	\$34.62	\$29.25	\$44.50	\$27.45	\$40.88	\$25.16	\$37.48
Cost to fund Fellowship services (WSC support and Fellowship development)	Cost to fund 70% of all services		Cost to fund 70% of limited services given emergency budget and layoffs		\$2,941,021		\$3,694,257		\$3,689,331	
	\$3,858,948		\$1,827,480							
Dollars needed annually per meeting worldwide to cover Fellowship services	\$50.73	\$77.18	\$24.02	\$36.55	\$38.66	\$58.82	\$51.16	\$76.20	\$51.09	\$76.10
Percentage of expenses currently covered by Fellowship contributions	26%	26%	95%	95%	76%	76%	54%	54%	49%	49%

Income by Source  
for 2023–2024






Afrikaans ○●●●  
 American Sign Lang. (ASL) ○●●  
 Amharic ○  
 Anglicized English ○●  
 Arabic ○●●●  
 Armenian ○●  
 Assamese ●  
 Azerbaijani ○●●  
 Bengali ○●●  
 Bengali (Bangladesh) ○●●  
 Blackfoot ○  
 Bosnian ○●  
 Braille ●●  
 Brazilian Sign Lang. (Libras) ●  
 Bulgarian ○●●●  
 CHamoru ○  
 Catalan ●  
 Cherokee ○  
 Chinese ○●●●  
 Chinese Traditional ○  
 Cree ●  
 Croatian ○●●●  
 Czech ○●●  
 Danish ○●●●  
 Dari ●  
 Darija ●  
 Dhivehi ●  
 Dzongkha ●  
 English ○●●●  
 Estonian ○●●  
 Farsi ○●●●  
 Filipino ○●●●  
 Finnish ○●●●  
 French ○●●●  
 Georgian ○●●●  
 German ○●●●  
 Greek ○●●●  
 Gujarati ●  
 Hawaiian ○  
 Hebrew ○●●●  
 Hindi ○●●●  
 Hungarian ○●●●  
 Icelandic ○●●●  
 Indonesian ○●●●  
 Innu-aimun ○●  
 Inuktitut/Inuit ○●  
 Irish (Gaelic) ○  
 IsiXhosa ●  
 IsiZulu (Zulu) ○●●  
 Italian ○●●●  
 iTaukei ●  
 Japanese ○●●●  
 Kannada ○●●●

# Carrying the Message in 105 languages

Members are welcomed to NA with keytags in **68** languages.

IP #1, *Who What, How, and Why* provides essential NA information in **61** languages.

The Basic Text in **39** languages offers addicts the opportunity for a new way of life.



**Key**

- Keytag(s) produced in this language
- IP #1 is published in this language
- Basic Text is published in this language
- Recovery meeting, PSA, website, helpline, or local outreach occurs in this language

Kazakh ○●  
 Khmer ●  
 Korean ○●●  
 Latvian ○●●●  
 Lithuanian ○●●●  
 Malayalam ●  
 Malay/Bahasa Melayu ○●●●  
 Maltese ○●●  
 Manipuri ○●●  
 Maori ●  
 Marathi ○●  
 Mizo ○  
 Mongolian ●  
 Nederlands/Dutch ○●●●  
 Nepali ○●●●  
 Norwegian ○●●●  
 Odia ○●●  
 Papiamentu ○●  
 Pashto ●  
 Polish ○●●●  
 Portuguese ○●●●  
 Portuguese (Brazilian) ○●●●  
 Punjabi ○●●  
 Romanian ○●●  
 Russian ○●●●  
 Rwandan/Kinyarwanda ●  
 Sardinian ○  
 Sateré-Maué ●  
 Serbian ○●  
 Sesotho ●  
 Setswana ●  
 Seychellois Creole ●  
 Shona ●  
 Sinhala ○●  
 Slovak ○●●  
 Slovenian ○●●  
 Spanish ○●●●  
 Swahili ○●●●  
 Swedish ○●●●  
 Tagalog ●  
 Tamil ○●●●  
 Telugu ●  
 Thai ○●●●  
 Turkish ○●●●  
 Ukrainian ○●●  
 Urdu ○●●  
 Uzbek ●  
 Vietnamese ●  
 Visayan/Bisaya ○●  
 Waray ●  
 Welsh ○  
 Yup'ik ○

This color indicates the countries where there are no NA meetings.  
**Translations play a huge role in growing NA.**  
 NA literature is translated by local translation committees, or LTCs, made up of committed members who are native speakers. NA World Services supports the LTC, coordinates professional services, and publishes translated materials.

May 2025

This poster can be found at [na.org/maps](https://na.org/maps) with many other Fellowship development resources.

(continued from page 8)

During our previous fiscal year (2022–23), we were able to relaunch [Reaching Out](#) in print and in electronic form; this year, the Ohio corrections department has requested 20 copies for every institution in Ohio—500 total—every quarter. Between hard-copy subscriptions, online versions, and inmate tablets, *Reaching Out* is once more a lifeline for those incarcerated.

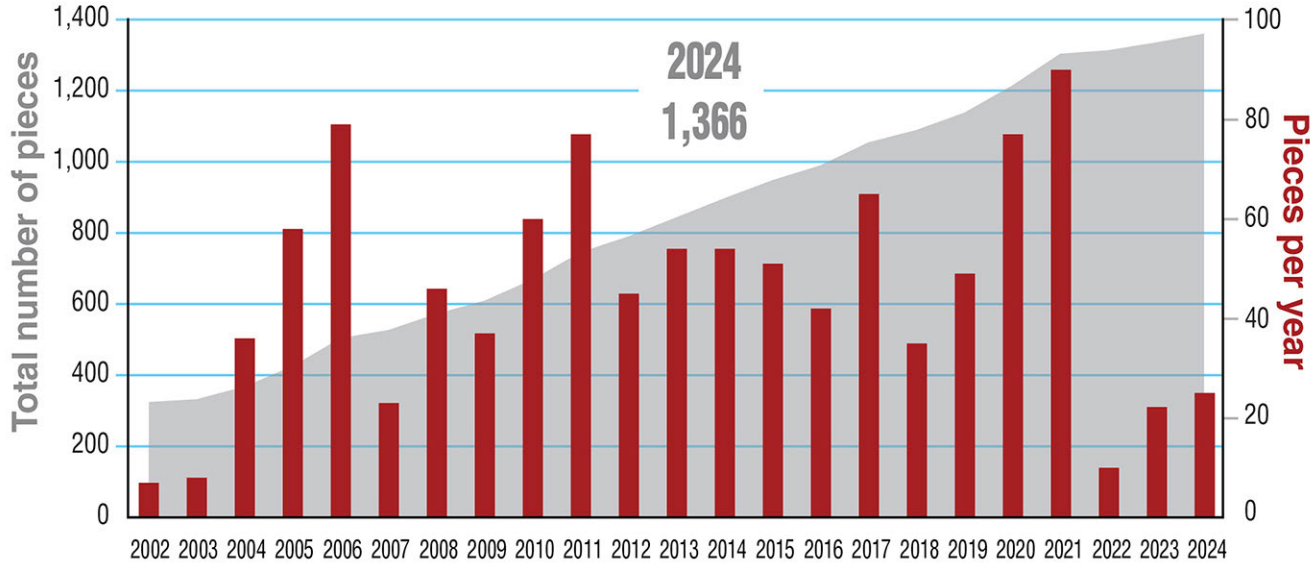
A webinar on Revitalizing H&I Service was held in March 2024, which featured members from Ukraine to Atlanta, Georgia, sharing about innovations from sponsorship behind the walls to “recovery envoys” building bridges to Narcotics Anonymous from treatment and correctional facilities. We also hosted open **webinars** for Service Day in late April and Sponsorship Day in December, as well as the Unity Day webinar in September 2023, which included over 1,000 local connections from institutions, groups, events, and individuals.

Our use of technology to increase our reach, both in service and in events, is not really news—we’ve been doing it for a long time now. But we keep improving. Webinars allow us to close the distance between our members around the world. The World Board meets virtually on a regular schedule between in-person meetings; conference participants meet regularly online and are collaborating more and more with the World Board.

At the 2023 World Service Conference, the World Board and conference participants embarked together on an unprecedented [collaborative planning process](#). At the conference last year and via survey after the conference, participants worked together to identify and prioritize overarching “factors” that are important for NA as a whole to address. From February through May 2023,



## Our Multilingual Catalog: Translated Literature and Other Products



zones met in person and online to work through those factors and use them to set priorities for the coming cycle. To the best of our ability, the structure, format, and setting of the meetings were identical; meeting zone by zone meant there was time and space for conference participants to share and hear each other. This process is in development through the three-year conference cycle and will shape the way we work together going forward: mindfully building together from conception to implementation across each conference cycle. We believe this process will move the WSC from simple decision making to co-creation of goals, plans, and outcomes. The projects that the Fellowship approves will emerge directly from these priorities, and our plans from cycle to cycle will both shape and emerge from the Strategic Plan. We could not have conceived such a robust and inclusive process before we began meeting virtually as well as in person. This is one of the most extraordinary gifts of the difficult times we have been through together in recent years.

Our **literature sales** have been stabilizing, but we see **pamphlets** and **keytags** up from last year’s sales, which is indicative of meetings reopening and more newcomers arriving. We know this to be a good sign for our future—and for those addicts finding their way to NA, all over the world. **Translations** work was robust this fiscal year, which we know to be another sign that Narcotics Anonymous continues to grow. This growth requires stewardship: Protecting our literature even as we disseminate it is vital and difficult. Constant efforts to keep Fellowship trademarks and

(continued next page)



copyrights current and safe around the world is the legal work of protecting our name and our message. Ensuring that members lead the way on translations into their own language and culture is the other wing of that same bird. Our trusty Translations team at the office helps to facilitate the locally driven process of translations. And while the work of translations and the distribution of translated literature is some of the most gratifying and effective work we do in carrying the message, it is also resource intensive.

In this fiscal year, we distributed a remarkable **\$769,958 in free and subsidized literature**. Our commitment to continuing the distribution of free and subsidized literature is unwavering. Whether our revenue is impacted by current events or we face obstacles related to the cost of goods, tariffs, or customs, we have always been prepared and continue to do the work of staying prepared to meet the needs of those local communities that depend on literature subsidies to carry the message. Our free and subsidized lit number for this fiscal year is close to our pre-pandemic record. Although **book sales** are slightly down across the board, the increases in IP and key-tag sales, along with the increase in free and subsidized literature, indicate ongoing growth and the promise of a bright future.

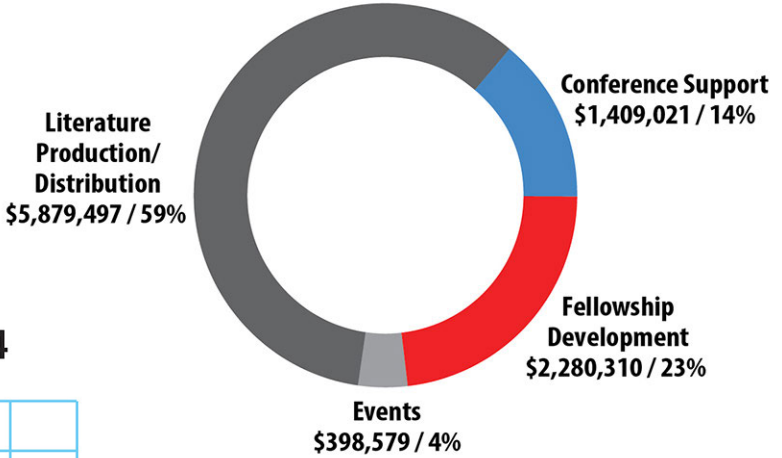
The needs of our growing Fellowship in a changing world can seem overwhelming. We seek stability in our business practices so that we can ride out storms and optimize the good times. More and more, we see the need for direct contributions from those experienced members who can afford to contribute to ensure that the message is available to the next

addict walking through the door. In our personal recovery, many of us have discovered that it is in perilous times that we shine most brightly. Although **direct contributions** have fallen slightly (about 8%) this fiscal year, we know this is a result of members returning to meetings and local needs increasing. As we all do our best to contribute time, money, enthusiasm, hope, and courage, we will ensure that our light does not falter.

Member contributions enable NAWS to provide our message free for those who need it, whether that is through free and subsidized literature or access to NA materials on the website and inmate tablets. As always, we want to acknowledge our thanks to those who have been willing and able to step up. Direct contributions untether our service provision from literature sales, and that improves our ability to carry the message to those most in need.

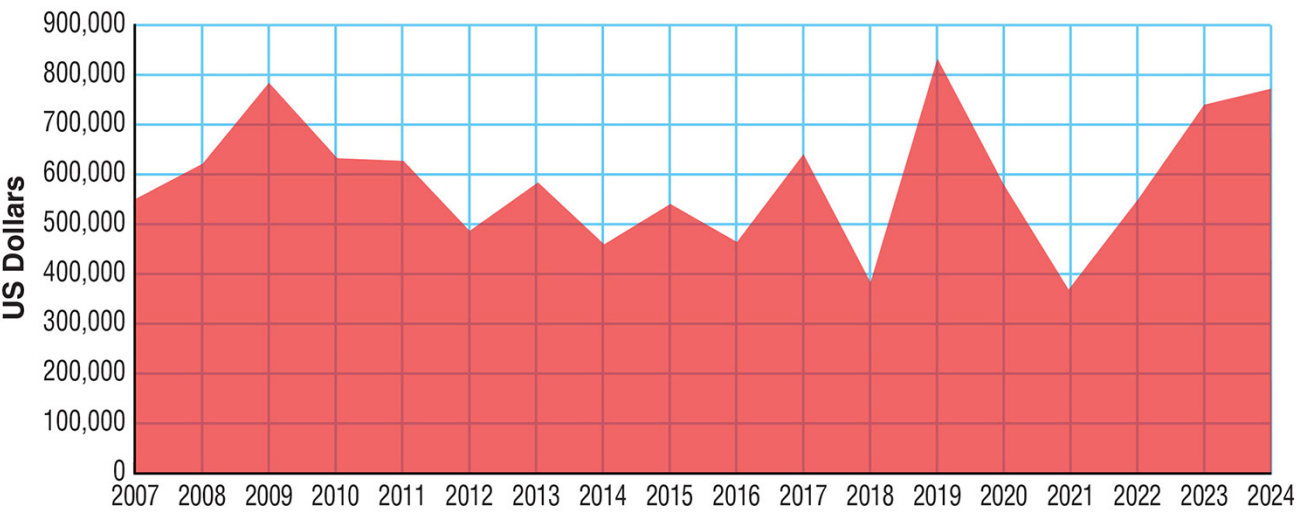
*(continued on page 15)*

### Actual Expenses for FY 2024



We support incarcerated members and NA communities in need by providing free and subsidized NA literature. This year, we provided just over \$769,958 of free and subsidized literature, close to the 2019 record of \$832,315. This number represents a large commitment—and also great need—for developmental support in our growing Fellowship. [Your contributions](#) make it possible to carry the message directly to those most in need. Our gratitude speaks!

### Cost to NAWS for Free & Subsidized Literature, 2007–2024





Distribution data in charts and graphs for the 2024 fiscal year (FY 2024)

Context is important when considering the following data. Production is back on the upswing, but it is coming back from abnormally low numbers that were consequent to the pandemic shutdown. So, even though the numbers are once again moving in the right direction, the disruption still bears on the figures and stymies the kind of trendline analysis we are accustomed to. It will take a few years before this new growth develops into a steady, predictable pattern once more.

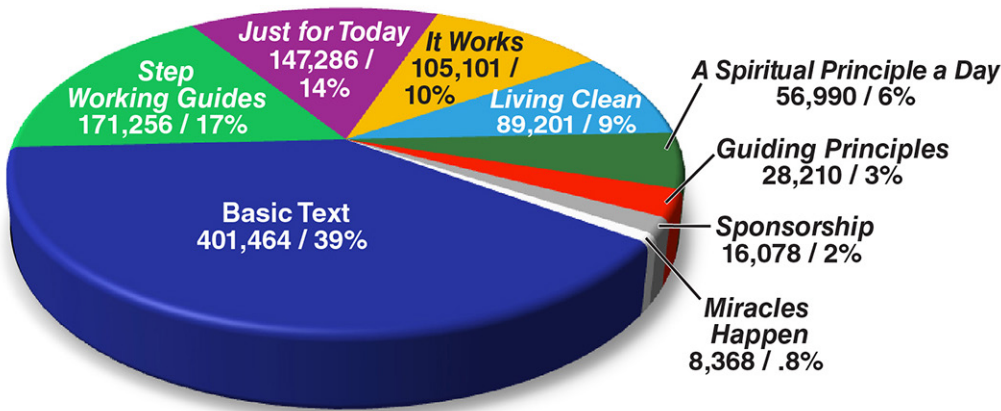
Book Distribution since 1983

Book (pub date)	Total distributed	% of total	Average per year
Basic Text (1983)	13,405,012	51%	326,952
Just for Today (1991)	3,804,539	14.5%	115,289
Step Working Guides (1998)	3,749,245	14.3%	144,202
It Works: How & Why (1993)	3,284,471	12.5%	105,951
Living Clean (2012)	1,133,896	4.3%	94,491
Sponsorship (2004)	339,092	1.3%	16,955
Guiding Principles (2016)	320,503	1.2%	40,063
A Spiritual Principle a Day (2022)	135,085	.5%	67,543
Miracles Happen (1998)	124,140	.5%	4,775
	26,295,983	100%	924,932

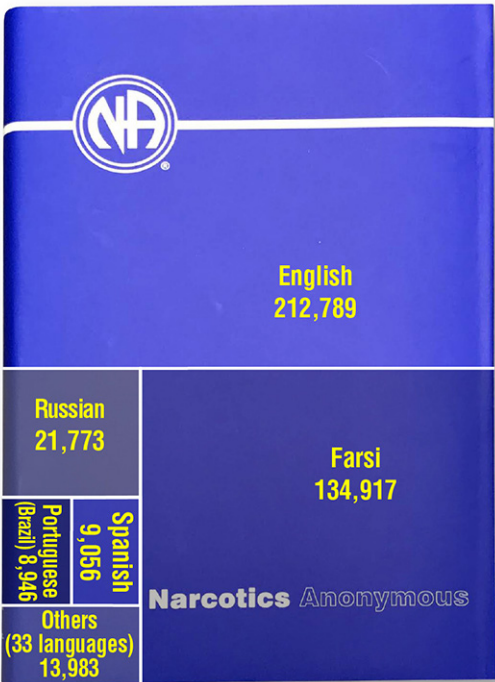


The Basic Text still accounts for the “lion’s share” of our book distribution.

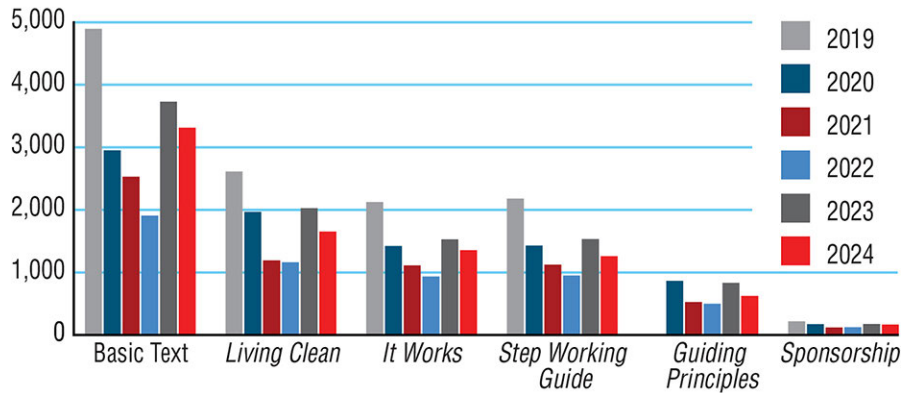
FY 2024 Book Distribution



Basic Text Distributed by Language FY 2024

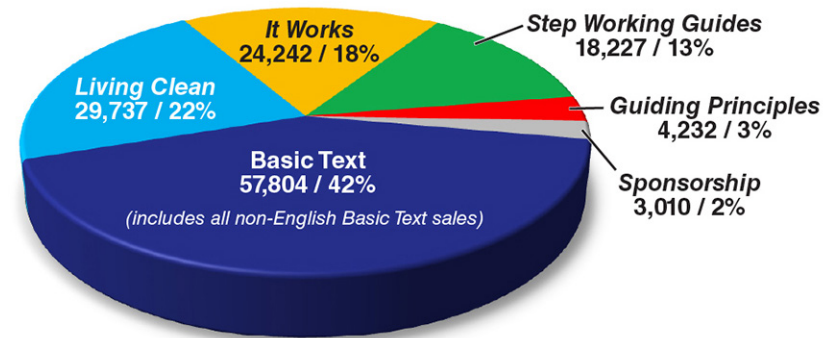


## Electronic Book Sales 2019–2024



The downturn in ebook sales and upswing in paper copies of IPs and booklets may indicate more in-person meetings opening up.

## Electronic Book Sales Totals (2012–2024)

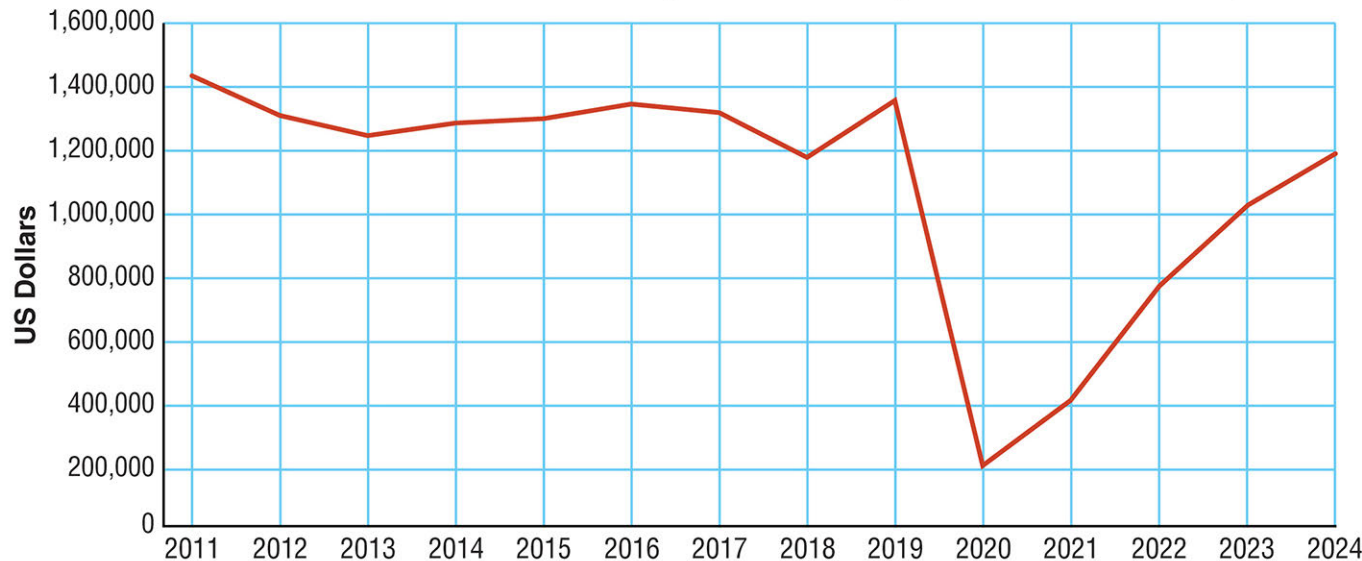


Although NA World Services has posted free electronic versions of IPs and booklets at [na.org/ips](https://na.org/ips) since 2005, many NA members first became aware of this service in 2020, when in-person meetings around the world closed down. Translated IPs, booklets, and audio versions of the Basic Text are added as they become available.

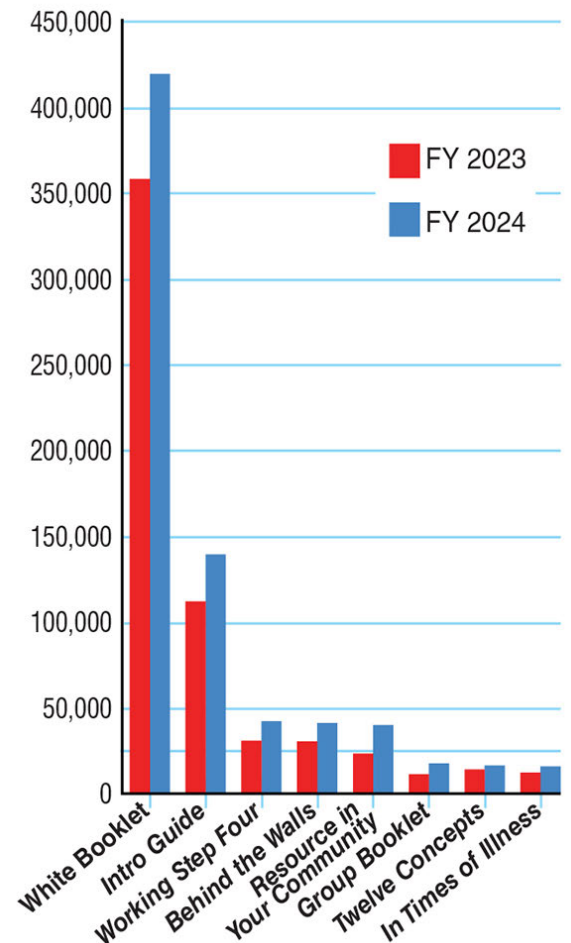
This tilt toward accessing NA literature in these free online formats has been transformative in how the NA message is carried. But it has had an effect on literature sales.

Fortunately, Fellowship contributions have offset that income loss. It is our hope that the mission-driven decision to provide free access to IPs and booklets will continue to be supported by the Fellowship.

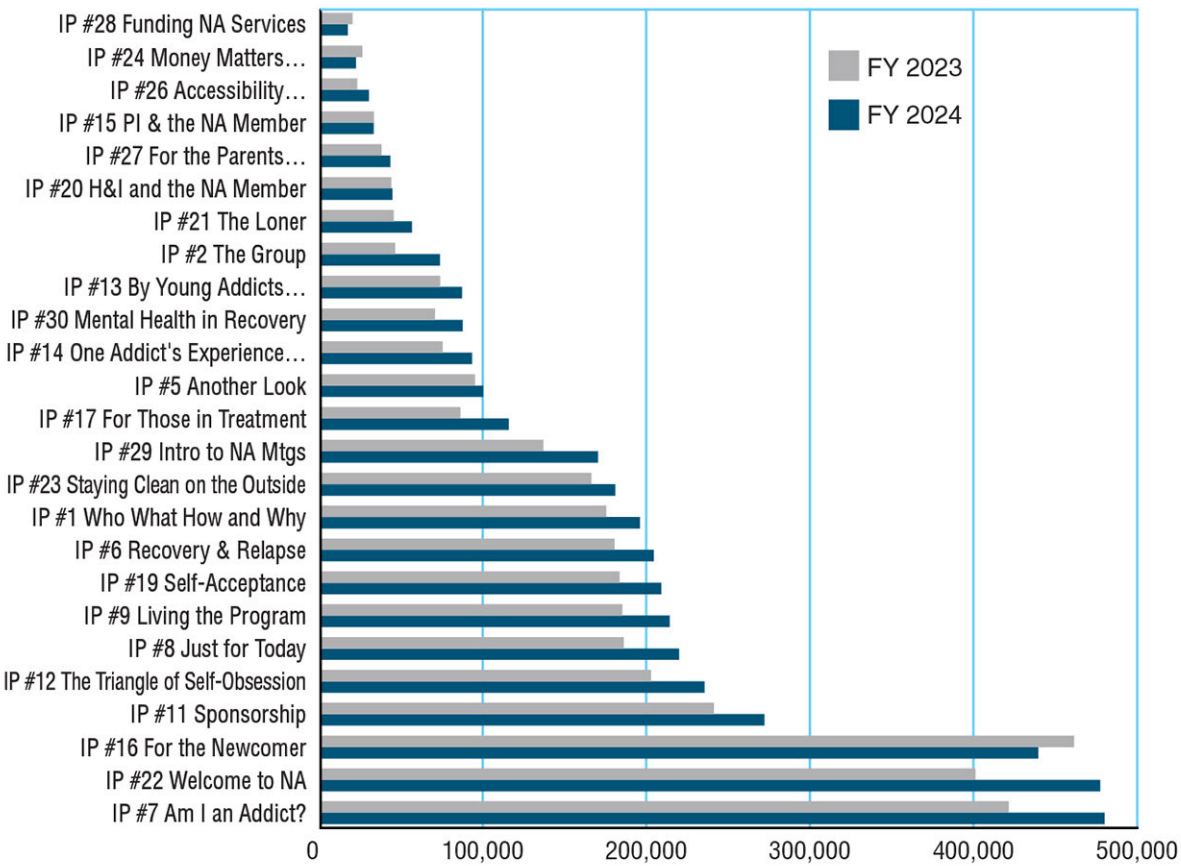
## Income from Other Recovery Literature (IPs and Booklets)



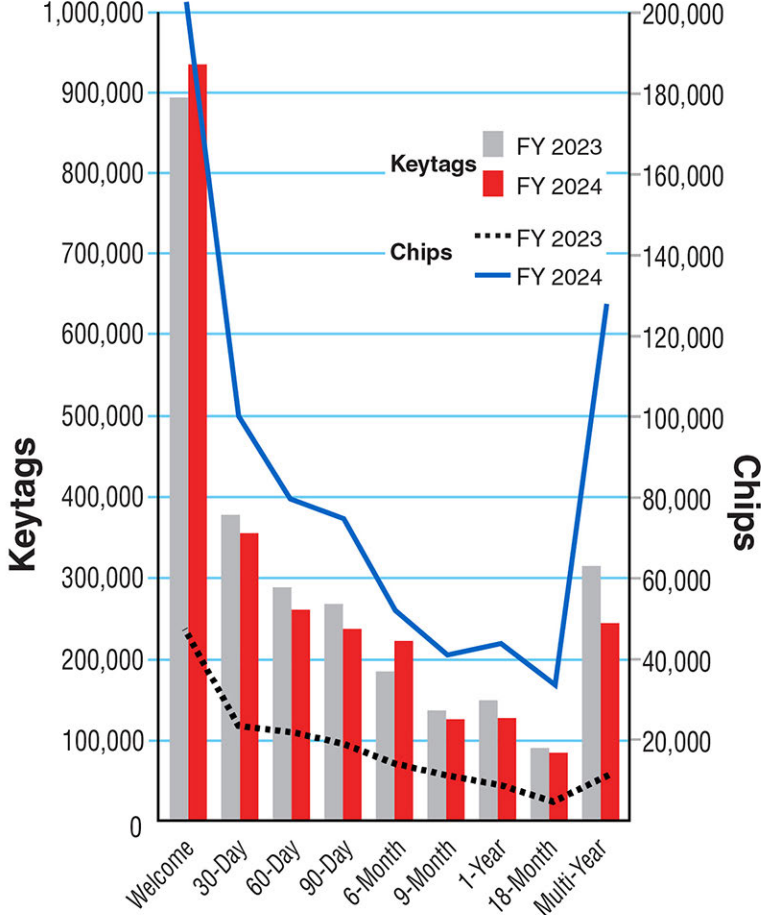
## Printed Booklets Distributed in FY 2024 vs. FY 2023



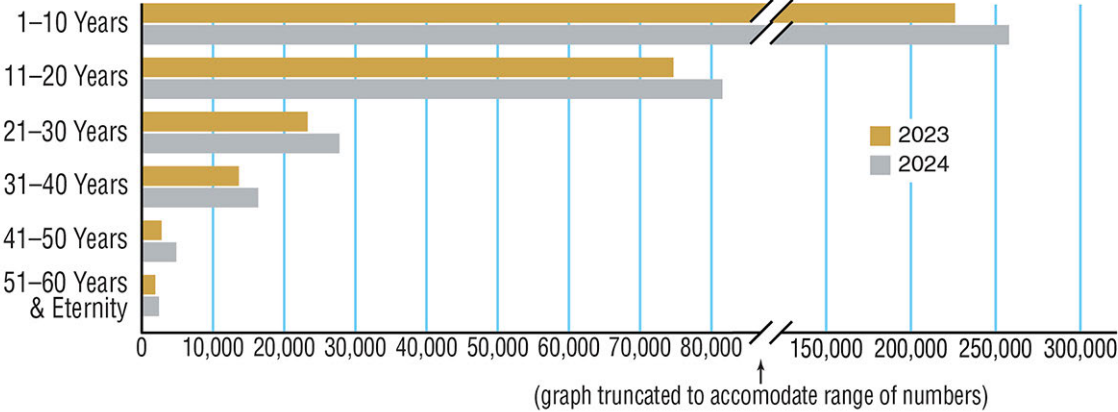
Informational Pamphlets Distributed in Print FY 2024 vs. FY 2023



Keytags & Chips



Medallion Distribution



The large increase in chips is due to distribution in Iran. Keytag production was discontinued as a consequence of supply chain issues.

Iran accounts for more than 82% of the total chip production this fiscal year.



(continued from page 11)

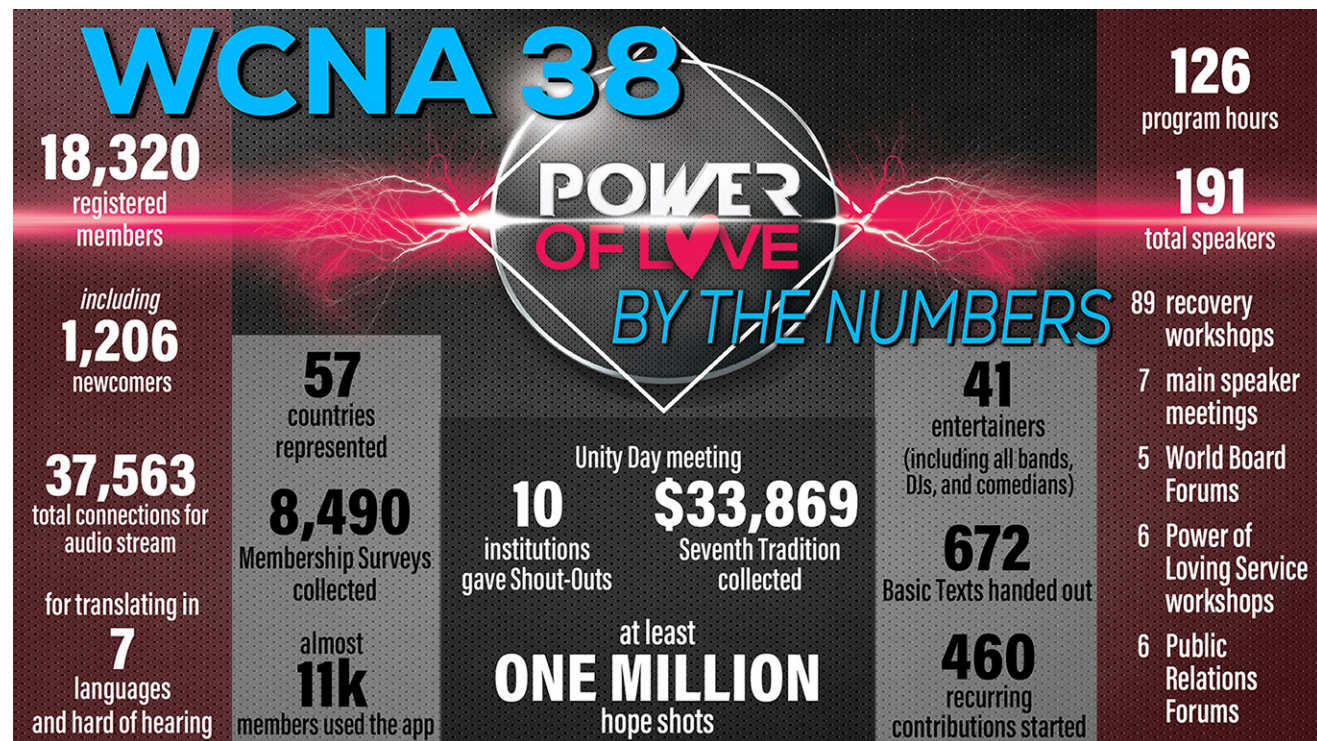

The process of creating a **world convention** is astonishingly complex. Many of you have served on convention committees and know what an *ordinary* NA convention entails; WCNA is on a different scale in size and complexity. It's not just working with a convention center and more than 25 hotels. We travel with an NA museum, a functioning office, and services for members in multiple languages, including ASL. The WCNA program seeks to represent the wide range of recovery experience across our Fellowship, and also includes a full roster of service workshops, PR events, and opportunities to learn from and about each other. Backstage at the main meeting consists of a dizzying array of AV equipment, booths for simultaneous translation, curtains, screens, and seating, the sign language interpreters, speakers, meeting chairs, and security personnel. Every cable, every chair, every detail had to be planned, ordered, and placed in advance. We started from an empty room with nothing more than an abundance of convention center rules.

Preparing for a world convention has always been a big job. But this year we had fewer staff than previously, and many of our staff are new. As new staff were learning their roles, they were also learning that working for NAWS demands a strong work ethic and a whole lot of good-natured flexibility. This year we brought on a number of new people, and accommodated more work done remotely. We **increased staff** by about 20% compared to last year (six new staff), but we are still about 25% below pre-pandemic staffing levels.

Of course, numbers can never fully capture the *Power of Love*, but we could see that power in action in some ways we can measure:

The world has changed, and WCNA attendance was affected like so many in-person meetings around the world. Virtual participation increased dramatically, a trend that has been occurring both inside and outside of Narcotics Anonymous. The livestreamed meetings throughout the convention had startlingly high listener counts. Through the course of the convention, more than 37,500 connections to the live-stream were made, including more than 6,200 during the Unity Day meeting. Many of those connections were facilities, groups, listening parties, and local

(continued next page)





events. We are honored and humbled by the wide reach of the livestream—and it demands that we think differently about how members want to participate in events now.

We are grateful to all who came and contributed your experience, strength, and hope to make that event the joyful celebration of recovery we all shared in. We regret deeply that the financial outcome did not reflect the beauty of that event.


The financials for this convention stand in contrast to the many successes we can see. Our projected attendance of 24,000 seemed reasonable, given that the previous WCNA had been six years earlier and had seen attendance of more than 21,000. But costs, particularly for AV and labor, increased sharply—and continue to increase across the events industry. The bottom line for the convention reflects expense over income of \$956,129. NAWS’ financial policy is always to hope for the best and prepare for the worst. We had accumulated cash reserves against the possibility of an unfavorable outcome, such that the loss was unfortunate but not catastrophic. Our work has continued and will not be dramatically impacted by this outcome. Our thinking about events on this scale, however, has been affected strongly.

The World Convention stands within a difficult size range, too large to fit into a single venue but too small to qualify for the discounts at scale that make enormous events viable. As the industry and our organization continue to change, so does our understanding of what a celebration of our worldwide Fellowship might need to entail.



The story of this fiscal year is one of preparation: for WCNA, for the new website, for the *NA Survival Kit*, for the planning process now coming into reality. Much of the harvest came in the subsequent fiscal year, and some will be with us for a long time to come as we prepare our offices for a leaner, nimbler, more flexible future.

“The spirit of service is a blend of passion and compassion,” as the closing essay of *Guiding Principles* reminds us. It goes on to say, “Creative action keeps us moving forward.” Fiscal Year 2023–24 was defined by prediction, planning, preparation, and learning. We continue to serve with both passion and compassion, knowing that we will move forward as we create this path together. Although there are bumps in the road, we know that as long as we follow this way, all will be well.



Final Financial Report for WCNA 38					
31-Mar-25					
EVENT-SPECIFIC as of March 31, 2025					
EVENT-SPECIFIC INCOME	YTD ACTUAL	YTD BUDGET	VARIANCE	VARIANCE%	ANNUAL
WCNA-38 INCOME					
REGISTRATION	\$ 3,031,586	\$ 4,261,000	\$ (1,229,414)	-29%	\$ 4,261,000
SPECIAL EVENTS	550,969	663,750	(112,781)	-17%	663,750
NEWCOMER DONATIONS	48,467	15,000	33,467	223%	15,000
MERCHANDISE	964,070	798,584	165,486	21%	798,584
OTHER SALES	328,764	242,765	85,999	35%	242,765
Total Event-Specific Income	\$ 4,923,856	\$ 5,981,099	\$ (1,057,244)	-18%	\$ 5,981,099
EVENT-SPECIFIC EXPENSE					
WCNA-38 EXPENSE					
REGISTRATION	\$ 2,381,281	\$ 2,463,000	\$ (81,719)	-3%	\$ 2,463,000
SPECIAL EVENTS	558,636	387,910	170,726	44%	387,910
PROGRAM	337,932	385,000	(47,068)	-12%	385,000
MERCHANDISE	834,506	399,292	435,214	109%	399,292
FACILITIES	1,376,584	900,000	476,584	53%	900,000
SUPPORT COMMITTEE	12,222	50,000	(37,778)	-76%	50,000
ADMINISTRATION	378,822	400,000	(21,178)	-5%	400,000
Total Event-Specific Expense	\$ 5,879,984	\$ 4,985,202	\$ 894,782	18%	\$ 4,985,202
Total Event-Specific Excess Revenue/Expense	\$ (956,129)	\$ 995,897	\$ (1,952,026)	-196%	\$ 995,897

This section is our primary method of delivering financial information to interested members and outside parties, as required by law to maintain our nonprofit status.

The following financial statements document NAWS' financial position at the end of FY 2024:

1. Consolidated Statement of Financial Position (Balance Sheet)
2. Consolidated Statement of Activities (Income Statement)
3. Fellowship Contributions Report
4. Independent Auditors' Report



## Narcotics Anonymous World Services Consolidated Statement of Financial Position

Balance  
Sheet

For the Twelve Months  
Ending 30 June 2024

### CURRENT ASSETS

Cash and Cash Equivalents	\$ 1,035,235
Checking Accounts and Money Market	4,928,433
Reserve Accounts	

**Total Accessible Cash for Operations** **\$ 5,963,669**

Cash in Iran - ( US\$1 = IRR 42,007 )*	367,056
Reserve Accounts - WCNA	(3,133,158)

**Cash Total** **\$ 9,463,882**

Accounts Receivable	845,936
Accounts Receivable	21,523
Convention & Conference Clearing Accounts	(110,213)
Less Allowance for Doubtful Accounts	

**Receivable Total** **\$ 757,246**

Inventory	2,074,255
Inventory in Iran *	5,844,611
Prepaid Expenses and Sales Deposits	73,793
WCNA Deposits and Prepaid Expenses	914,989

**Total Current Assets** **\$ 19,128,776**

### EQUIPMENT, FURNITURE AND IMPROVEMENTS

Equipment and Furniture	\$ 1,309,691
Leasehold Improvements	1,198,698
Intellectual and Software Property	3,916,628
Less Accumulated Depreciation and Amortization	(5,604,879)
Right-of-use lease asset	2,152,472
Less ROU Accumulated Amortization	(1,321,826)

**Total Equipment, Furniture and Improvements** **\$ 1,650,784**

**TOTAL ASSETS** **\$ 20,779,560**

### CURRENT LIABILITIES

Accounts Payable	\$ 526,877
Accrued Payroll Expense	589,463
Operating Lease Obligations, current portion	678,724

Subtotal Liabilities	1,795,064
Accrued Accounts Payable - Iran *	1,701,345

**Total Current Liabilities** **\$ 3,496,409**

### LONG TERM LIABILITIES

Operating Lease Obligations, less current portion	\$ 168,069
---	------------

**Total Long Term Liabilities** **\$ 168,069**

### DEFERRED INCOME

Conventions	3,133,158
-------------	-----------

**Total Deferred Income** **\$ 3,133,158**

### NET ASSETS

Previous Unrestricted Net Assets	11,078,258
Current Gain / (Loss) Unrestricted Net Assets	2,903,666

**Total Net Assets** **\$ 13,981,924**

**TOTAL LIABILITIES AND NET ASSETS** **\$ 20,779,560**

\*This is based on the official exchange rate for IRR as required by US accounting practices.

The street rate, which is what we have available, would make this figure \$25,709 as of 30 Jun 2024.



Narcotics Anonymous World Services  
Consolidated Statement of Financial Position

Income Statement  
For the Twelve Months  
Ending 30 June 2024

	YTD ACTUAL	YTD BUDGET	VARIANCE	VARIANCE%
INCOME				
RECOVERY LITERATURE INCOME				
BASIC TEXT	\$ 1,867,012	\$ 1,734,943	\$ 132,069	8%
BASIC TEXT: Translated	231,047	208,765	22,282	11%
BASIC TEXT: Softcover	991,068	976,750	14,318	1%
JUST FOR TODAY	814,059	802,663	11,396	1%
WORKS: HOW & WHY	676,428	631,771	44,656	7%
SPONSORSHIP BOOK	26,302	28,239	(1,936)	-7%
STEP WORKING GUIDES	879,547	885,300	(5,752)	-1%
LIVING CLEAN	428,159	424,511	3,647	1%
GUIDING PRINCIPLES	149,768	153,860	(4,091)	-3%
A SPIRITUAL PRINCIPAL A DAY	395,336	700,000	(304,664)	-44%
ePUB BOOKS	83,126	129,951	(46,825)	-36%
LITERATURE INCOME (IRAN)	5,692,604	250,125	5,442,479	2176%
OTHER RECOVERY LITERATURE	1,192,476	645,245	547,231	85%
Subtotal	\$ 13,426,933	\$ 7,572,122	\$ 5,854,810	77%
OTHER INVENTORY INCOME				
MEDALLIONS	\$ 958,993	\$ 823,674	\$ 135,320	16%
KEY TAGS & CHIPS	1,277,779	855,802	421,977	49%
NON-FIPT INFORMATION BOOKLETS	8,280	11,535	(3,254)	-28%
SERVICE MATERIAL	169,551	103,409	66,142	64%
SPECIALTY ITEMS	102,460	191,289	(88,829)	-46%
MIRACLES HAPPEN	19,726	25,338	(5,612)	-22%
Subtotal	\$ 2,536,791	\$ 2,011,047	\$ 525,744	26%
SHIPPING	\$ 620,952	\$ 646,115	\$ (25,163)	-4%
DISCOUNTS	(1,489,922)	(1,228,238)	(261,684)	21%
DEVELOPMENTAL SUBSIDIES & ALLOWANCES	(205,817)	(144,643)	(61,174)	42%
Subtotal	\$ (1,074,787)	\$ (726,766)	\$ (348,021)	48%
Gross Literature Income (less discounts)	\$ 14,888,936	\$ 8,856,403	\$ 6,032,533	68%
Gross Literature Income ( without IRAN )	\$ 9,196,332	\$ 8,606,279	\$ 590,053	7%
RECOVERY LITERATURE COST OF GOODS				
BASIC TEXT	\$ 411,740	\$ 393,502	\$ 18,237	5%
BASIC TEXT: Translated	62,542	50,875	11,667	23%
BASIC TEXT: Softcover	137,207	137,118	90	0%
JUST FOR TODAY	121,136	119,409	1,727	1%
WORKS: HOW & WHY	116,130	109,205	6,925	6%
SPONSORSHIP BOOK	6,241	6,786	(545)	-8%
STEP WORKING GUIDES	120,488	122,759	(2,271)	-2%
LIVING CLEAN	87,618	86,253	1,365	2%
GUIDING PRINCIPLES	20,515	20,674	(159)	-1%
A SPIRITUAL PRINCIPAL A DAY	40,776	125,000	(84,224)	-67%
ePUB BOOKS	24,938	40,255	(15,317)	-38%
LITERATURE INCOME (IRAN)	1,755,481	141,880	1,613,601	1137%
OTHER RECOVERY LITERATURE	271,338	129,252	142,087	110%
Subtotal	\$ 3,176,150	\$ 1,482,968	\$ 1,693,183	114%

	YTD ACTUAL	YTD BUDGET	VARIANCE	VARIANCE%
OTHER INVENTORY INCOME				
MEDALLIONS	\$ 193,268	\$ 164,012	\$ 29,256	18%
KEY TAGS & CHIPS	272,140	183,430	88,710	48%
NON-FIPT INFORMATION BOOKLETS	1,790	2,477	(687)	-28%
SERVICE MATERIAL	49,616	29,552	20,064	68%
SPECIALTY ITEMS	25,656	51,346	(25,690)	-50%
MIRACLES HAPPEN	4,565	5,635	(1,071)	-19%
INVENTORY ADJUSTMENT - no budget	1,023	-	1,023	
Subtotal	\$ 548,058	\$ 436,453	\$ 111,605	26%
Total Cost of Goods	\$ 3,724,209	\$ 1,919,421	\$ 1,804,788	94%
Total Cost of Goods without IRAN	\$ 1,968,728	\$ 1,777,541	\$ 191,186	11%
Net Literature Income	\$ 11,164,728	\$ 6,936,982	\$ 4,227,745	61%
Net Literature Income without IRAN	\$ 7,227,605	\$ 6,828,737	\$ 398,867	6%
FELLOWSHIP CONTRIBUTIONS				
Members	\$ 322,472	\$ 699,800	\$ (377,328)	-54%
Groups	234,204	133,014	101,190	76%
Areas	231,007	191,382	39,625	21%
Regions	932,504	843,442	89,062	11%
Events/Conventions	12,103	58,255	(46,152)	-79%
Zonal & Other Forums	84,685	101,522	(16,837)	-17%
Total Contributions	\$ 1,816,975	\$ 2,027,415	\$ (210,440)	-10%
MISCELLANEOUS INCOME				
LICENSED VENDOR PAYMENTS	\$ 53,810	\$ 30,000	\$ 23,810	79%
INTEREST	75,556	10,000	65,556	656%
MISCELLANEOUS	11,172	-	11,172	
INTERBRANCH	2,195	-	2,195	
Total Miscellaneous Income	\$ 142,732	\$ 40,000	\$ 102,732	257%
OPERATING INCOME	\$ 13,124,435	\$ 9,004,397	\$ 4,120,038	46%
OPERATING INCOME (Not including IRAN)	\$ 9,187,312	\$ 8,896,152	\$ 291,160	3%

# Narcotics Anonymous World Services

## Consolidated Statement of Financial Position

**Income Statement** For the Twelve Months Ending 30 June 2023

EXPENSE	YTD ACTUAL	YTD BUDGET	VARIANCE	VARIANCE%
<b>LITERATURE PRODUCTION &amp; DISTRIBUTION</b>				
<b>FIXED OPERATIONAL EXPENSES</b>				
IN HOUSE PRODUCTION (not included in Cost of Goods)	\$ 798,331	\$ 900,829	\$ (102,498)	-11%
TRANSLATIONS (not included in Cost of Goods)	25,983	28,201	(2,218)	-8%
LITERATURE DISTRIBUTION (IRAN)	1,455,457	33,000	1,422,457	4310%
SHIPPING	637,816	630,731	7,085	1%
BUSINESS PLAN WORKGROUP	-	-	-	-
LEGAL	119,011	244,616	(125,605)	-51%
LIT P&D TRAVEL AND EXCHANGE EXPENSES	138,745	12,000	126,745	1056%
ACCOUNTING	30,209	27,202	3,007	11%
PERSONNEL	1,773,027	1,518,919	254,108	17%
OVERHEAD	670,785	691,546	(20,762)	-3%
TECHNOLOGY	230,134	208,936	21,197	10%
<b>Total Literature Production &amp; Distribution</b>	<b>\$ 5,879,497</b>	<b>\$ 4,295,981</b>	<b>\$ 1,583,517</b>	<b>37%</b>
<b>Total Literature Production &amp; Distribution without IRAN</b>	<b>\$ 4,424,040</b>	<b>\$ 4,262,981</b>	<b>\$ 161,060</b>	<b>4%</b>
<b>WORLD SERVICE CONFERENCE SUPPORT</b>				
<b>FIXED OPERATIONAL EXPENSES</b>				
PUBLICATIONS	\$ 3,311	\$ 10,000	\$ (6,689)	-67%
WORLD SERVICE CONFERENCE BIENNIAL MEETING	1,527	60,000	(58,473)	-97%
WORLD BOARD	130,270	122,000	8,270	7%
HUMAN RESOURCE PANEL	8,654	15,000	(6,346)	-42%
WSC CO-FACILITATOR	-	6,000	(6,000)	-
ACCOUNTING	14,140	12,733	1,407	11%
PERSONNEL	830,086	710,983	119,103	17%
OVERHEAD	313,311	323,703	(10,392)	-3%
TECHNOLOGY	107,722	97,800	9,922	10%
<b>Total World Service Conference Support</b>	<b>\$ 1,409,021</b>	<b>\$ 1,358,219</b>	<b>\$ 50,802</b>	<b>4%</b>

### FELLOWSHIP DEVELOPMENT

#### FIXED OPERATIONAL EXPENSES

PUBLICATIONS	\$ 13,526	\$ 4,421	\$ 9,105	206%
FELLOWSHIP SUPPORT	151,906	100,000	51,906	52%
PUBLIC RELATIONS	55,431	10,000	45,431	454%
DEVELOPMENTAL LITERATURE	564,141	404,000	160,141	40%
ACCOUNTING	16,711	15,048	1,663	11%
PERSONNEL	981,010	840,253	140,758	17%
OVERHEAD	370,277	382,558	(12,281)	-3%
TECHNOLOGY	127,308	115,582	11,726	10%
<b>Total Fellowship Development</b>	<b>\$ 2,280,310</b>	<b>\$ 1,871,861</b>	<b>\$ 408,448</b>	<b>22%</b>

### EVENTS

#### FIXED OPERATIONAL EXPENSES

FUTURE (AND PRIOR) CONVENTIONS	\$ 111,021	\$ 40,000	\$ 71,021	178%
ACCOUNTING	3,214	2,894	320	11%
PERSONNEL	188,656	161,587	27,069	17%
OVERHEAD	71,207	73,569	(2,362)	-3%
TECHNOLOGY	24,482	22,227	2,255	10%
<b>Total Events (Not including WCNA)</b>	<b>\$ 398,579</b>	<b>\$ 300,277</b>	<b>\$ 98,303</b>	<b>33%</b>

<b>EXPENSES (For activity areas only)</b>	<b>\$9,967,407</b>	<b>\$7,826,338</b>	<b>\$2,141,069</b>	<b>27%</b>
<b>EXPENSES (Activity Areas w/o IRAN)</b>	<b>\$8,511,950</b>	<b>\$7,793,338</b>	<b>\$718,612</b>	<b>9%</b>

<b>EXCESS REVENUE/EXPENSE (Cash Activities only)</b>	<b>\$ 3,157,028</b>	<b>\$ 1,178,059</b>	<b>\$ 1,978,969</b>	<b>168%</b>
--	---------------------	---------------------	---------------------	-------------

#### NON-CASH ITEMS

DEPRECIATION AND AMORTIZATION EXPENSE	\$ 253,362	\$ 375,000	\$ (121,638)	-32%
<b>TOTAL EXPENSE cash and non-cash</b>	<b>\$10,220,769</b>	<b>\$8,201,338</b>	<b>\$2,019,432</b>	<b>25%</b>
<b>TOTAL EXCESS REV/EXP (Not inc. WCNA)</b>	<b>\$ 2,903,666</b>	<b>\$ 803,059</b>	<b>\$ 2,100,607</b>	<b>262%</b>
<b>TOTAL EXCESS REV/EXP (Not inc. IRAN)</b>	<b>\$ 422,000</b>	<b>\$ 727,815</b>	<b>\$ (305,814)</b>	<b>-42%</b>

# Fellowship Contributions Report

1 July 2023 through 30 June 2024

**Please note:** Contributions that are made through our original contributions portal (the "NA Groups and Service Bodies" option on this page, [na.org/contribute](https://na.org/contribute)) are listed in this report by name or service body. All other contributions are included in the first category of this report.

● Individuals ● Groups ● Area ● Regions ● Activities / Zonal Forums

Contributor (# of contributions)	FY 2023 contributions	+ / - / = compared to FY 2022	Contributor (# of contributions)	FY 2023 contributions	+ / - / = compared to FY 2022	Contributor (# of contributions)	FY 2023 contributions	+ / - / = compared to FY 2022
<b>Quick Contributions</b>			<b>Arizona Region</b>			<b>Best Little Region</b>		
Members/Groups/Service Bodies/Events	510,878.56		Arizona Region (3)	6,500.00	—	12 Steps - New Life Group (10)	890.98	—
<i>Quick Contributions Total:</i>	510,878.56	+	Change of Life Group (1)	200.00	+	Best Little Region (4)	8,974.14	+
<b>ABCD Region</b>			East Valley Area (9)	2,488.70	—	Best Little Region Convention (0)	0.00	—
ABCD Region (11)	9,712.84	+	Individual Members (4)	84.00	—	Here & Now Group (0)	0.00	—
All Are Welcome Group (1)	20.00	+	It's Time Group (2)	302.00	—	Individual Members (0)	0.00	—
Berkshire County Area (7)	726.49	+	Moment of Clarity Group (0)	0.00	—	Llano Estacado Area (0)	0.00	—
Freeway Group (0)	0.00	—	Not Just Another NA Meeting (3)	185.51	—	No Matter What Group (3)	50.00	—
Green Mountain Area (1)	1,544.25	—	O'HA NA Group (0)	0.00	—	Nothing To Fear Group (9)	889.68	+
Individual Members (0)	0.00	—	Options for Us Group (3)	100.00	+	Panhandle Area (0)	0.00	—
Mid-Hudson Area (11)	857.77	+	Phoenix Area (4)	4,762.44	+	Serenity Group (3)	90.00	—
Never Alone Group (3)	200.00	+	Recovery on the River Group (1)	1,600.00	+	Twelve Steps New Life Group (1)	80.78	—
<i>ABCD Region Total:</i>	13,061.35	+	Saturday Morning Group (11)	803.88	—	Unity Area (4)	586.18	+
<b>Alabama/NW Florida Region</b>			Southwest Arizona Area (1)	2,000.00	+	<i>Best Little Region Total:</i>	11,561.76	+
Alabama Northwest Florida Region (1)	2,000.00	+	West Valley Area (5)	986.66	+	<b>Bluegrass-Appalachian Region</b>		
Individual Members (1)	10.00	+	<i>Arizona Region Total:</i>	20,013.19	—	Individual Members (1)	10.00	+
New Idea Group (1)	240.00	+	<b>Arkansas Region</b>			Living Clean The Journey Continues Group (1)	12.97	+
Spiritual Principles Group (1)	515.08	+	Arkansas Region (2)	3,452.78	—	<i>Bluegrass-Appalachian Region Total:</i>	22.97	+
<i>Alabama/NW Florida Region Total:</i>	2,765.08	+	Central Arkansas Area (6)	2,152.90	+	<b>Brazil Region</b>		
<b>Alaska Region</b>			Foothills Unity Area (0)	0.00	—	ASC NA Sem Fronteiras (5)	1,440.00	+
Alaska Region (0)	0.00	—	Individual Members (2)	260.00	+	Grupo Juventude e Recuperacao (5)	45.50	+
Frozen Chosen Group (1)	50.00	+	Just For Today Group (1)	200.00	+	<i>Brazil Region Total:</i>	1,485.50	+
Individual Members (2)	32.00	—	NA Nooners Group (2)	200.00	+	<b>Brazil Sul Region</b>		
Kenai Peninsula Area (0)	0.00	—	New Beginnings Group (4)	190.75	+	Brazil Sul Region (1)	974.00	+
Never Alone Group (1)	25.00	+	New Start Group (5)	506.32	+	<i>Brazil Sul Region Total:</i>	974.00	+
Walk Your Talk Group (1)	700.00	+	Seeking Solutions Group (4)	219.09	+	<b>British Columbia Region</b>		
<i>Alaska Region Total:</i>	807.00	—	Simplicity Revealed Group (3)	338.00	+	British Columbia Region (2)	6,986.43	+
<b>AL-SASK Region</b>			What a Change Group (5)	166.33	+	Courtenay Unity Group (0)	0.00	—
AL-SASK Region (2)	1,281.48	+	<i>Arkansas Region Total:</i>	7,686.17	—	Individual Members (44)	1,691.00	—
Central Saskatchewan Area (0)	0.00	—	<b>Australian Region</b>			Journey to the Top Group (0)	0.00	—
Forward Bound Group (1)	73.63	—	Australian Region (4)	23,570.61	—	Just As We Are Group (2)	600.00	+
Gifts of Desperation Group (1)	55.00	+	Individual Members (17)	330.00	—	Kamloops Area (0)	0.00	—
Individual Members (5)	153.00	—	NA Thursday Night Mens Group (1)	100.00	+	New West Nooners Group (1)	294.50	—
Peace Area (2)	172.91	—	<i>Australian Region Total:</i>	24,000.61	—	Reconstruction Group (0)	0.00	—
<i>AL-SASK Region Total:</i>	1,736.02	—	<b>Bahrain</b>			Revelstoke Hope Group (0)	0.00	—
<b>Aotearoa New Zealand Region</b>			Individual Members (0)	0.00	—	South of Fraser Area (2)	1,500.64	+
Aotearoa New Zealand Region (1)	2,322.51	—	<i>Bahrain Total: (0)</i>	0.00	—	Spirit Bear Recovery Group (1)	94.61	+
<i>Aotearoa New Zealand Region Total:</i>	2,322.51	—	<b>Baja Son Region</b>			Step It Up Group (0)	0.00	—
<b>Argentina Region</b>			Baja Son Region (0)	0.00	—	Tunnel Of Light Group (1)	36.55	+
Individual Members (11)	236.00	+	<i>Baja Son Region Total: (0)</i>	0.00	—	Vancouver Area (0)	0.00	—
Maratón Argentina (1)	10.00	+	<b>Belgium Region</b>			Vancouver Island North & Powell River Area (1)	184.06	+
<i>Argentina Region Total:</i>	246.00	+	Belgium Region (2)	2,177.65	+	<i>British Columbia Region Total:</i>	11,387.79	+
			Farsi Group (3)	70.34	—			
			<i>Belgium Region Total:</i>	2,247.99	+			



Contributor (# of contributions)	FY 2024 contributions	+ / - / = compared to FY 2023	Contributor (# of contributions)	FY 2024 contributions	+ / - / = compared to FY 2023	Contributor (# of contributions)	FY 2024 contributions	+ / - / = compared to FY 2023
<b>Buckeye Region</b>			<b>Central Atlantic Region</b>			<b>Chesapeake &amp; Potomac Region</b>		
Buckeye Region (5)	2,250.60	—	Surrender to Win Group (0)	0.00	—	Chesapeake & Potomac Region (4)	74,427.59	+
Hopeful Beginnings Group (0)	0.00	—	Upper South Carolina Area (6)	1,833.91	—	Clean Works Group (1)	40.00	—
LEGS Area (0)	0.00	—	Vision Of Hope Group (6)	339.00	+	Individual Members (19)	3,239.00	—
More Will Be Revealed Group (0)	0.00	—	Welcome Home Group (1)	74.00	—	It Works How & Why Group (6)	183.13	+
Tuesday/Thursday Morning Recovery Group (4)	100.00	+	Women of Substance Group (3)	25.75	+	Saturday Morning Relief Group (0)	0.00	—
Western Reserve Area (11)	440.00	+	Carolina Region Total:	43,287.43	—	Chesapeake & Potomac Region Total:	77,889.72	+
Buckeye Region Total:	2,790.60	—	<b>Central Atlantic Region</b>			<b>Chicagoland Region</b>		
<b>California Inland Region</b>			12 + 12 = Change Group (2)	200.00	+	Chicagoland Region (5)	21,529.41	+
California Inland Region (3)	9,794.19	—	Almost Heaven Area (4)	742.66	+	Fox Valley Area (1)	500.00	+
Individual Members (0)	0.00	—	Central Atlantic Region (0)	0.00	—	Individual Members (26)	1,022.00	—
NA Freewheelers Group (2)	25.00	+	Check Up From the Neck Up Group (0)	0.00	—	It Works How & Why Group (9)	525.00	—
Southwest Area (4)	999.94	+	Cloud 9 Group (3)	116.60	+	Liverpool Daily International Group (2)	70.71	+
We Do Recover Group (12)	96.00	—	Experience, Strength & Hope Group (1)	50.00	+	Mid-City Area (1)	500.00	+
California Inland Region Total:	10,915.13	—	Individual Members (12)	300.00	—	Night Before Xmas Group (0)	0.00	—
<b>California Mid-State Region</b>			Living Clean The Journey Continues Group (2)	99.33	+	No Place Like Home Group (0)	0.00	—
California Mid-State Region (0)	0.00	—	NAme-less Group (0)	0.00	—	North City Area (10)	508.99	—
Caring & Sharing Group (3)	158.84	—	New Chance Group (1)	44.00	+	Recovery Works Group (0)	0.00	—
Central Sierra South Area (1)	131.96	+	New Dominion Area (0)	0.00	—	Sunday And Clean Group (1)	100.00	+
Foothill Area (2)	126.50	+	New River Valley Area (6)	150.00	+	The Misfits of NA Group (1)	135.00	+
Gold Country Area (1)	250.00	+	New Vision Group (2)	70.00	+	Thee Bridgeport Group (1)	50.00	+
Individual Members (1)	69.40	—	Piedmont Area (2)	550.00	—	Chicagoland Region Total:	24,941.11	+
Keep It Basic Group (2)	252.25	+	Rappahannock Area (0)	0.00	—	<b>Colombia Region</b>		
Saturday Morning Polish Club Group (1)	10.00	+	Surrender To Win Group (0)	0.00	—	Colombia Region (1)	1,130.00	+
California Mid-State Region Total:	998.95	—	Visible Changes Group (12)	60.00	=	Colombia Region Total:	1,130.00	+
<b>Canada Atlantic Region</b>			We Do Recover Group (7)	575.00	—	<b>Colorado Region</b>		
Canada Atlantic Region (3)	3,390.38	+	Central Atlantic Region Total:	2,957.59	—	Ain't Dead Yet! Group (1)	225.00	—
Foundation Group (1)	145.78	+	<b>Central California Region</b>			Clean & Serene Group (1)	15.00	+
Individual Members (7)	700.00	+	Central California Region (2)	5,500.00	+	Colorado Region (1)	9,000.00	—
Just for Today Group (1)	32.13	—	Central California Regional Convention (1)	3,537.49	+	Down To Change Group (1)	441.69	+
New Awakenings Group (0)	0.00	—	Central Coast Area (0)	0.00	—	Humble Lights Group (3)	196.00	+
Newfoundland and Labrador Area (0)	0.00	—	County Line Area (2)	316.75	—	Individual Members (11)	140.00	—
Open Minded Group (0)	0.00	—	Feel the Fire Group (0)	0.00	—	Men's Spiritual Breakfast (1)	70.78	+
Piedmont Area (1)	500.00	+	Gold Coast Area (11)	12,037.57	—	Mile High Area (1)	1,809.92	+
The Openminded Group (0)	0.00	—	Gold Coast Area Men's Retreat (1)	1,681.00	+	Pallbearers Group (10)	420.33	—
Canada Atlantic Region Total:	4,768.29	+	Grupo Solo Por Hoy (0)	0.00	—	Pikes Peak Area (9)	800.72	—
<b>Carolina Region</b>			Here & Now Group (1)	150.00	+	Southern Serenity Group (0)	0.00	—
Bound for Freedom Group (1)	1,361.96	+	Individual Members (6)	513.00	—	Unity Day (1)	400.00	+
BT Express Group (0)	0.00	—	Meat & Potatoes Group (1)	120.00	+	When at the End of the Road Group (0)	0.00	—
Capital Area (5)	1,500.24	+	Meditation (Simi Valley) Group (3)	40.00	+	Writing to Freedom Group (0)	0.00	—
Carolina Region (4)	36,428.51	—	NA in the house Group (0)	0.00	—	Colorado Region Total:	13,519.44	—
Clean Living Group (1)	39.79	—	New Attitudes Group (2)	132.68	—	<b>Connecticut Region</b>		
Day By Day Group (0)	0.00	—	Our Gratitude Speaks Group (0)	0.00	—	Connecticut Region (10)	15,709.86	—
Greater Charlotte Area (0)	0.00	—	Passage to Recovery Group (0)	0.00	—	Greater Hartford Area (9)	1,553.28	—
Individual Members (4)	52.00	—	Positive Hour Group (1)	240.00	+	Individual Members (1)	10.00	—
It's A We Thing Group (1)	280.23	—	Spiritual Not Religious Group (1)	46.19	+	More Good Times Ahead Group (0)	0.00	—
Lake Norman Area (1)	200.00	—	The Positive Hour Group (6)	371.00	—	New Chapter Group (1)	65.85	+
Never too late Group (3)	133.00	+	Virtual Is Real Group (0)	0.00	—	Solutions for Sisters Group (4)	198.54	+
North Central Carolina Area (1)	238.95	+	We Do Recover Group (2)	200.00	—	Stop-N-Recover Group (2)	295.00	+
Port City Area (1)	20.00	—	Central California Region Total:	24,885.68	+	United Shoreline Area (0)	0.00	—
Primary Purpose Group (0)	0.00	—	<b>Central California Region</b>			Wecovery Group (7)	545.00	+
Sun City Area (2)	760.09	—	<b>Central California Region</b>			Connecticut Region Total:	18,377.53	—

Contributor (# of contributions)	FY 2024 contributions	+ / - / = compared to FY 2023
<b>Costa Rica Region</b>		
Grupo Para Siempre (0)	0.00	—
Individual Members (14)	26.00	—
<i>Costa Rica Region Total:</i>	26.00	—
<b>Cuba Region</b>		
Cuba Region (0)	0.00	—
Grupo Primer Paso (1)	50.00	+
<i>Cuba Region Total:</i>	50.00	—
<b>Denmark Region</b>		
Hold Det Enkelt Gruppen (Randers) (1)	200.00	=
Individual Members (1)	10.00	+
<i>Denmark Region Total:</i>	210.00	+
<b>Eastern New York Region</b>		
Eastern New York Region (1)	1,600.27	—
Individual Members (1)	1,000.00	+
Saturday Night Recovery Group (1)	175.00	+
Spiritual Connection Group (0)	0.00	—
<i>Eastern New York Region Total:</i>	2,775.27	—
<b>Eastern Pennsylvania Region</b>		
Eastern Pennsylvania Region (0)	0.00	—
Recovery in the Morning Group (1)	50.00	+
<i>Eastern Pennsylvania Region Total:</i>	50.00	—
<b>Egypt Region</b>		
Egypt Region (1)	2,660.00	+
<i>Egypt Region Total:</i>	2,660.00	+
<b>Finland Region</b>		
Finland Region (1)	5,464.30	+
Individual Members (8)	130.29	+
Kaakonkulman-Piiri Area (0)	0.00	—
Perusteksti Group (0)	0.00	—
<i>Finland Region Total:</i>	5,594.59	+
<b>Florida Region</b>		
A Train To Somewhere Group (0)	0.00	—
Circle of Hope Group (2)	239.19	+
Florida Region (1)	20,000.00	—
Forest Area (2)	1,025.00	+
Green and Gold Group (3)	175.45	+
Grupo Un Nuevo Comienzo (8)	305.00	=
Individual Members (25)	7,651.84	—
Life On Life's Terms Group (11)	316.00	—
Miracles Of Faith Group (6)	152.00	+
MORE: Keeping Clean Group (0)	0.00	—
Nature Coast Area (1)	100.00	—
Palm Coast Area (1)	741.90	—
Quarantined Florida Group (0)	0.00	—
Recovery Central Group (0)	0.00	—
Steps to Freedom Group (1)	16.33	—
Unknown Group (1)	100.00	+
Women's Group (1)	100.00	+
<i>Florida Region Total:</i>	30,922.71	—

Contributor (# of contributions)	FY 2024 contributions	+ / - / = compared to FY 2023
<b>France Region</b>		
France Region (1)	4,371.44	+
Individual Members (12)	1,200.00	=
NA Kitchen Group (1)	26.74	+
<i>France Region Total:</i>	5,598.18	+
<b>Free State Region</b>		
5 to 1 Group (0)	0.00	—
Clean & Serene Dreamers Group (0)	0.00	—
Free State Convention #28 (0)	0.00	—
Free State Region (7)	33,216.29	+
Individual Members (1)	100.00	—
Some Are Sicker Than Others Group (1)	92.00	+
<i>Free State Region Total:</i>	33,408.29	+
<b>Georgia (country)</b>		
Batumi Group (0)	0.00	—
<i>Georgia (country) Total:</i>	0.00	—
<b>Georgia Region</b>		
1st Step Group (0)	0.00	—
Addicts R Us Group (0)	0.00	—
A Little Girl Grows Up Convention (0)	0.00	—
Beginners Group (2)	74.06	—
Central Savannah River Area (0)	0.00	—
Clean Air Act Group (5)	196.20	+
CPR Group (Come Practice Recovery) (0)	0.00	—
Fix Group (0)	0.00	—
Georgia Region (2)	17,439.83	—
Grupo Nuevo Amanecer (0)	0.00	—
How You Livin Group (5)	243.00	—
Individual Members (16)	1,753.00	+
International City Group (4)	629.96	+
Living Free Group (4)	78.38	—
Macon Miracles Group (0)	0.00	—
New Horizon Group (1)	101.79	—
No Matter What Group (9)	591.00	+
Noonday Atlanta Group (0)	0.00	—
North Atlanta Area (7)	3,105.78	—
One Addict Helping Another Group (9)	486.00	+
South Georgia Area (1)	60.00	+
Southwest Atlanta Area (1)	3,954.79	+
Spirit & Service Group (3)	288.00	+
Stairway Group (1)	100.00	—
Sunday Morning Spiritual Group (0)	0.00	—
Surrender in the Mountains Group (1)	538.23	+
Together at 6 Group (6)	600.00	+
<i>Georgia Region Total:</i>	30,240.02	—
<b>German Speaking Region</b>		
Berlin Area (Gebiet Berlin) (0)	0.00	—
Bochum Friday Group (0)	0.00	—
Brandenburg Gruppe (4)	117.59	+
DND Meeting Gruppe (3)	183.66	+
Farsi Group Austria (2)	870.19	+
Friday Meeting Berlin (1)	59.65	+

Contributor (# of contributions)	FY 2024 contributions	+ / - / = compared to FY 2023
Friday Meeting Bochum (3)	449.09	+
German Speaking Region (2)	21,420.70	+
Gierkezeile Gruppe (1)	130.61	+
Hamburg Hoffnung Gruppe (1)	163.27	+
Individual Members (8)	53.83	—
Magic Monday Gruppe (1)	31.72	+
Mitte Area (Gebiet Mitte) (1)	1,655.51	+
Monday Meeting Bochum (3)	206.24	—
Monday Night Gruppe (1)	108.26	+
NA Gruppe SEKIS (1)	53.48	+
NA Saturday Night Party Group (1)	220.73	+
Sonntagsmeeting Waschmueche (1)	53.01	+
Spirituelle Prinzipien Gruppen (1)	52.89	+
Sued Area (Gebiet Sued) (0)	0.00	—
Sunday Meeting Gruppe (4)	295.45	+
<i>German Speaking Region Total:</i>	26,125.88	+
<b>Grande Sao Paulo Region</b>		
Grande Sao Paulo Region (1)	1,000.00	+
Individual Members (1)	30.00	—
<i>Grande Sao Paulo Region Total:</i>	1,030.00	+
<b>Greater Illinois Region</b>		
Greater Illinois Region (1)	774.62	—
Individual Members (1)	10.00	+
<i>Greater Illinois Region Total:</i>	784.62	—
<b>Greater New York Region</b>		
A Greater Consciousness Group (7)	156.51	+
Greater New York Region (3)	9,000.00	—
Hope in the Slope Group (2)	103.88	+
Individual Members (6)	90.00	—
Life After Drugs Group (1)	30.00	+
Recovery in El Barrio Group (2)	90.00	+
Serenity On Saturday Group (2)	19.00	+
Zoom In On Recovery Group (1)	332.89	+
<i>Greater New York Region Total:</i>	9,822.28	—
<b>Greater Philadelphia Region</b>		
Clean Acres Area (Chester County) (8)	1,071.51	+
Delco Area (6)	1,861.10	—
Down Payment on Life Group (3)	148.65	—
Greater Camden Area (0)	0.00	—
Greater Philadelphia Region (5)	15,000.00	+
Individual Members (5)	110.00	—
Northwest Area (1)	137.00	+
Recovery in the Morning Group (1)	10.00	—
Recovery on B&E Group (1)	76.00	+
Schuylkill Valley Area (4)	480.00	—
Stairway to Heaven Group (2)	64.00	+
Stepping into Serenity Group (1)	30.00	—
Thank God It's Friday Group (0)	0.00	—
West Oak Lane Group (1)	10.00	—
Women & Men About Change Group (0)	0.00	—
<i>Greater Philadelphia Region Total:</i>	18,998.26	—

Contributor (# of contributions)	FY 2024 contributions	+ / - = compared to FY 2023	Contributor (# of contributions)	FY 2024 contributions	+ / - = compared to FY 2023	Contributor (# of contributions)	FY 2024 contributions	+ / - = compared to FY 2023
<b>Greece Region</b>			<b>Israel Region</b>			Keep it Simple Group (0)		
Pigasos Area (0)	0.00	—	Individual Members (1)	120.00	—	Lone Star Region (2)	2,000.00	—
<i>Greece Region Total:</i>	0.00	—	<i>Israel Region Total:</i>	120.00	—	New Beginnings Group (2)	77.25	+
<b>Guatemala Region</b>			<b>Italy Region</b>			Northside Group (7)	637.85	—
Guatemala Region (0)	0.00	—	Cesena Group (0)	0.00	—	Surrender Starts Here Group (1)	54.25	+
<i>Guatemala Region Total:</i>	0.00	—	Individual Members (0)	0.00	—	Texarkana Area (0)	0.00	—
<b>Hawaii Region</b>			Italy Region (2)	3,217.51	—	Town East Group (4)	975.43	—
Hawaii Region (4)	1,935.90	—	La Fenice group Cesna (0)	0.00	—	Visions of Recovery Group (0)	0.00	—
Hoʻo Kupono/Anahola Group (0)	0.00	—	<i>Italy Region Total:</i>	3,217.51	—	Waxahachie Group (0)	0.00	—
Individual Members (13)	4,020.00	+	<b>Japan Region</b>			Wylie Group (0)	0.00	—
Kauai Area (4)	200.00	+	Japan Region (0)	0.00	—	<i>Lone Star Region Total:</i>	10,710.02	—
Maui Area (5)	650.00	—	<i>Japan Region Total:</i>	0.00	—	<b>Louisiana Region</b>		
Oahu Area (13)	4,360.58	+	<b>Kentuckiana Region</b>			Conscious Contact Group (0)	0.00	—
Owan No Au Group (1)	17.50	—	Clean & Serene Group (0)	0.00	—	Hardcore Group (1)	39.25	—
<i>Hawaii Region Total:</i>	11,183.98	+	Here & Now Group (0)	0.00	—	Individual Members (7)	70.00	—
<b>HOW Brazil Region</b>			How It Works Group (4)	268.07	—	Louisiana Region (3)	4,293.86	+
HOW Brazil Region (1)	1,523.29	—	Individual Members (1)	50.00	+	Northshore Area (0)	0.00	—
Individual Members (19)	155.00	—	Just Us Group (10)	150.00	=	Open Mind Group (0)	0.00	—
<i>HOW Brazil Region Total:</i>	1,678.29	—	Kentuckiana Region (3)	11,427.67	+	<i>Louisiana Region Total:</i>	4,403.11	+
<b>Indiana Region</b>			Living The Program Group (2)	35.00	+	<b>Metro Detroit Region</b>		
Beyond the End of the Road Group (1)	110.69	+	Lost Dreams Awaken Group (1)	10.00	+	Individual Members (23)	1,020.00	—
Central Indiana Area (9)	3,094.23	—	Louisville Area (0)	0.00	—	Metro Detroit Region (6)	1,800.00	—
Cross Roads Area (0)	0.00	—	NA Meeting Group (1)	15.33	—	Stay Alive II Group (9)	405.00	+
East Central Area (1)	100.00	—	South Central Kentucky Area (1)	52.44	—	Western Wayne Area (10)	3,391.87	+
Gratitude Seekerz Group (1)	58.00	+	The NA Meeting Group (3)	235.65	+	<i>Metro Detroit Region Total:</i>	6,616.87	—
Indiana Region (6)	12,151.71	+	<i>Kentuckiana Region Total:</i>	12,244.16	+	<b>Mexico Region</b>		
Indiana Region Convention (0)	0.00	—	<b>Latitude 0 Region</b>			Convención Área Bajo CABNA (1)	565.23	+
Individual Members (3)	520.00	—	Latitude 0 Region (1)	80.00	+	Grupo El Momento (0)	0.00	—
Michiana Area (6)	361.50	—	<i>Latitude 0 Region Total:</i>	80.00	+	Mexico Region (1)	316.00	+
Midstate Area (4)	772.00	—	<b>Lithuania Region</b>			<i>Mexico Region Total:</i>	881.23	+
Northeastern Indiana Area (2)	664.20	—	Freedom Group (0)	0.00	—	<b>Michigan Region</b>		
Rats NA Drain Ditch Group (4)	195.75	—	Laisve Group (0)	0.00	—	Capital Area (2)	844.44	—
Solidarity Group (1)	90.00	+	<i>Lithuania Region Total:</i>	0.00	—	Greater Grand Rapids Area (5)	323.72	+
South Central Indiana Area (0)	0.00	—	<b>Lone Star Region</b>			Heavenly Express Group (2)	622.00	+
South Shore Area (5)	2,550.00	+	Another Chance Group (0)	0.00	—	Individual Members (4)	91.00	—
That Tuesday...Broad Ripple Group (0)	0.00	—	Born Again Group (9)	500.00	—	Michigan Region (1)	41.29	+
<i>Indiana Region Total:</i>	20,668.08	—	Broadway Group (1)	30.00	+	Northwestern Michigan Area (1)	500.00	=
<b>Iowa Region</b>			Central Group (8)	600.00	+	Peace Of Mind Group (1)	100.00	+
Individual Members (12)	300.00	=	Dallas Area (14)	3,303.25	+	Saginaw Bay Area (0)	0.00	—
Iowa Region (2)	2,000.00	—	Deep East Texas Area (1)	490.43	+	Staying United Group (9)	497.57	+
WAR Group (1)	60.00	+	Eastside Recovery Group (0)	0.00	—	<i>Michigan Region Total:</i>	3,020.02	—
<i>Iowa Region Total:</i>	2,360.00	—	Fort Worth Area (0)	0.00	—	<b>Mid-America Region</b>		
<b>Irish Region</b>			Grace Group (0)	0.00	—	Central Kansas Area (1)	500.00	—
Individual Members (19)	251.00	—	Grove Group (4)	244.00	=	Individual Members (2)	11.00	—
Irish Region (2)	1,470.11	+	Haslet Group (2)	257.50	—	Just For Today Area (1)	250.00	—
Southern Area (1)	2,759.18	—	Heart of Texas Area (5)	736.70	+	Just For Today Group (0)	0.00	—
<i>Irish Region Total:</i>	4,480.29	—	Individual Members (4)	102.00	—	Mid-America Region (1)	10,027.82	—
			Irving Group (5)	151.36	—	Pioneer Group (0)	0.00	—
			Just For Today Group (11)	550.00	+	Second Chance Group (3)	300.00	—
						U Gotta Wanna Group (0)	0.00	—
						<i>Mid-America Region Total:</i>	11,088.82	—



Contributor (# of contributions)	FY 2024 contributions	+ /- / = compared to FY 2023	Contributor (# of contributions)	FY 2024 contributions	+ /- / = compared to FY 2023	Contributor (# of contributions)	FY 2024 contributions	+ /- / = compared to FY 2023
<b>Mid-Atlantic Region</b>			<b>Netherlands Region</b>			<b>Northern California Region</b>		
Cloud 9 Group (1)	25.05	+	Individual Members (0)	0.00	-	55 Group (6)	120.00	+
Individual Members (2)	50.00	-	Maastricht Woensdag Group (0)	0.00	-	Area De Habla Hispana Area (7)	809.66	+
Liberty in Lititz Group (1)	35.00	-	Netherlands Region (0)	0.00	-	Camden Home Group (2)	451.31	-
Mid-Atlantic Region (1)	13,525.72	-	NA Meeting Sittard (1)	95.16	+	Chico Group (1)	289.70	+
More Will Be Revealed Group (2)	50.00	+	Sittard Group (1)	80.94	-	Contra Costa Area (10)	1,250.00	-
Ultimate Weapon Group (0)	0.00	-	Netherlands Region Total:	176.10	-	Davis Group (11)	952.65	+
Mid-Atlantic Region Total:	13,685.77	-	<b>New England Region</b>			Early Serenity Group (3)	162.98	+
<b>Minas Region</b>			Cape Cod Area (1)	1,000.00	+	Friday Night Alternative Group (2)	141.99	-
Minas Region (0)	0.00	-	End of the Line Group (6)	283.54	+	Group 55 (0)	0.00	-
Minas Region Total:	0.00	-	Friday Night Step on Greenwood Group (0)	0.00	-	Group 65 (0)	0.00	-
<b>Minnesota Region</b>			Individual Members (12)	1,030.00	-	Hump Day Hope Group (1)	51.00	+
Back 2 Basics Group (1)	25.00	+	Just For Today Group (4)	1,140.47	+	Individual Members (55)	745.00	-
Fellowship Club Group (2)	397.00	+	Leggs-n-Eggs Group (2)	360.00	-	Los Gatos Home Group (11)	3,052.38	+
Individual Members (33)	600.00	-	Martha's Vineyard Area (1)	500.00	+	Mission Peak Area (6)	1,200.00	-
Live the Steps or Die...Group (0)	0.00	-	Mid Day Break Group (0)	0.00	-	Monterey County Area (1)	2,325.84	+
Minnesota Region (3)	14,481.31	+	New England Region (3)	4,728.44	-	NA Nooners Group (5)	331.42	+
Northern Lights Area (1)	2,070.10	+	New River Valley Area (1)	255.20	+	Northern California Region (17)	137,129.82	+
Tuesday Night Fresh Start Group (0)	0.00	-	New Way for Holyoke Group (1)	100.00	+	Not High Noon Group (1)	65.18	+
Twin Cities Area (0)	0.00	-	Pay Check Group (1)	217.26	+	Oak Park Fellowship Group (1)	591.45	+
Vision of Hope Area (1)	344.44	-	Recovery in the Chapel Group (8)	601.00	-	Orland Back to Basics Group (0)	0.00	-
Minnesota Region Total:	17,917.85	+	The Breakfast Club Group (1)	47.00	+	Paradise Monday Night Group (0)	0.00	-
<b>Mississippi Region</b>			New England Region Total:	10,262.91	-	Peace in the Pines Group (2)	281.00	+
Carpe PM Group (0)	0.00	-	<b>New Jersey Region</b>			Shasta/Trinity Area (5)	801.15	-
Clean by Choice Group (1)	50.00	+	Bordentown Group (7)	104.00	+	We Do Recover Group (0)	0.00	-
Individual Members (1)	20.00	+	Burlington County Area (0)	0.00	-	Wild Recovery Group (1)	178.00	+
Mississippi Region (1)	200.00	-	Capital Area (0)	0.00	-	Northern California Region Total:	150,930.53	+
Mississippi Region Total:	270.00	-	Foundation of Hope Group (7)	225.95	+	<b>Northern New England Region</b>		
<b>Moldova Region</b>			Greater New Brunswick Area (1)	700.00	-	Gift of Today Group (0)	0.00	-
Individual Members (0)	0.00	-	Individual Members (24)	732.00	-	Individual Members (7)	700.00	-
Moldova Region (0)	0.00	-	Morning Miracle Group (1)	145.00	+	Serenity at Lunch Group (5)	246.67	-
Moldova Region Total:	0.00	-	New Jersey Region (7)	5,500.00	+	White Mountain NA of Lancaster Group (0)	0.00	-
<b>Montana Region</b>			Ocean Area (6)	1,067.20	-	Northern New England Region Total:	946.67	-
Everything Under the Sun Group (0)	0.00	-	Recovery in the Chapel Group (1)	156.00	+	<b>Northern New Jersey Region</b>		
Kalispell Recovery Group (1)	406.33	+	Sisters Seeking Serenity Group (0)	0.00	-	Freedom Through Unity Area (2)	551.73	-
Montana Region (3)	665.12	-	New Jersey Region Total:	8,630.15	+	Hudson County Area (10)	111.00	-
Montana Region Total:	1,071.45	-	<b>Nordeste Brazil Region</b>			Individual Members (5)	150.00	+
<b>Mountaineer Region</b>			Grupo Maracaibe (5)	110.00	+	Midday Matinee Group (1)	57.70	+
DRC Group (0)	0.00	-	Nordeste Brazil Region (2)	160.00	+	Northern New Jersey Region (6)	1,600.00	-
Individual Members (0)	0.00	-	Nordeste Brazil Region Total:	270.00	+	Northwest New Jersey Area (4)	841.82	+
Mountaineer Region (1)	5,000.00	+	<b>North Carolina Region</b>			Original New Jersey Area (0)	0.00	-
No Reservations Group (1)	12.50	+	A New Way to Live Group (4)	30.00	+	Passaic Area (2)	55.26	+
Second Wind Group (0)	0.00	-	Acorns To Oaks Group (1)	100.00	+	Steps Ahead Group (1)	30.00	+
Mountaineer Region Total:	5,012.50	+	Capital Area (8)	1,724.90	+	Northern New Jersey Region Total:	3,397.51	-
<b>Nebraska Region</b>			Down East Area (0)	0.00	-	<b>Northern New York Region</b>		
Eastern Nebraska Area (0)	0.00	-	Freedom to Live Group (1)	100.00	+	Individual Members (1)	10.00	-
Individual Members (0)	0.00	-	Hell in a Bucket Group (1)	200.00	+	Lleamos Group (2)	46.00	+
Nebraska Region (1)	4,319.87	-	Honest Desire Group (0)	0.00	-	NA Meeting - St Philips Christian Church, Bed-Stuy (1)	10.00	+
Nebraska Region Total:	4,319.87	-	Individual Members (1)	121.22	-	Northern New York Region (3)	132.20	-
			North Carolina Region (3)	8,488.98	-	Ultimate Weapon, Brooklyn NY (7)	700.00	-
			Online Recovery Group (2)	320.46	-	We Do Recover Group (2)	25.00	+
			Sunday Serenity Group (8)	110.39	+	Northern New York Region Total:	923.20	-
			North Carolina Region Total:	11,195.95	-			

Contributor (# of contributions)	FY 2024 contributions	+ / - / = compared to FY 2023
<b>Northwestern Russia Region</b>		
Northwestern Russia Region (1)	155.00	—
Northwestern Russia Region Total:	155.00	—
<b>Norway Region</b>		
Kongsberg Group (0)	0.00	—
NA Outdoor Event Ski and Recovery (1)	92.33	+
Sarpsborg Group (0)	0.00	—
Norway Region Total:	92.33	—
<b>Ohio Region</b>		
Best Little Area (1)	50.00	+
Godzvilla Group (0)	0.00	—
Greater Cincinnati Area (11)	5,231.77	+
Hopeful Group (1)	50.00	=
Individual Members (3)	180.00	+
Lateral Group (1)	50.00	+
Living The Dream Group (1)	50.00	+
Ohio Region (4)	6,274.05	—
Principles Group (1)	80.00	+
Recovery is the New Cool Group (1)	100.00	+
Recovery On High Street Group (3)	325.00	+
Simplicity Group (0)	0.00	—
Winners' Group (3)	600.00	+
Ohio Region Total:	12,990.82	+
<b>OK Region</b>		
33rd Street Recovery Group (2)	100.00	+
Eastern Area (3)	5,785.06	+
Individual Members (2)	125.00	—
Living Room Group (1)	39.34	+
NA-A-Risin' Group (2)	335.77	+
No Grass Group (2)	229.00	+
Northside Stroll Group (10)	1,550.00	+
OK Region (6)	6,350.00	—
Western Area (11)	3,000.00	+
OK Region Total:	17,514.17	—
<b>Oman Region</b>		
Oman Region (0)	0.00	—
Oman Region Total:	0.00	—
<b>Ontario Region</b>		
Bring Your Own Book Group (1)	200.00	=
Greater London Area (1)	78.31	+
Home Group (0)	0.00	—
Individual Members (44)	1,369.30	—
New Freedom Group (1)	165.64	—
Ontario Region (3)	40,416.00	+
Ottawa Area (2)	2,752.55	+
Reese's Pieces Group (0)	0.00	—
Saturday Night Live Group (1)	73.83	+
Sault Area Area (1)	438.60	+
There Comes a Time Group (0)	0.00	—
Together We Can Group (0)	0.00	—
Toronto Area (0)	0.00	—
Ontario Region Total:	45,494.23	+

Contributor (# of contributions)	FY 2024 contributions	+ / - / = compared to FY 2023
<b>Pacific Cascade Region</b>		
Basic Group (3)	130.00	+
Central Oregon High Desert Area (4)	911.78	+
Hanging With the Fellas Group (0)	0.00	—
Individual Members (40)	2,104.50	—
Lane County Area (0)	0.00	—
Learning to Live Group (0)	0.00	—
Pacific Cascade Region (0)	0.00	—
Serenity Sisters Group (5)	1,150.00	+
Talking Heads Group (0)	0.00	—
Washington County Area (4)	2,100.00	+
Pacific Cascade Region Total:	6,396.28	+
<b>Peru Region</b>		
Peru Region (2)	258.00	—
Peru Region Total:	258.00	—
<b>Poland Region</b>		
Poland Region (1)	1,671.95	+
Poland Region Total:	1,671.95	+
<b>Portugal Region</b>		
Grupo Juntos Conseguimos (1)	44.00	+
Grupo Pegadas na Areia (1)	81.57	—
Grupo Sextas-Feiras Loucas (1)	108.76	—
NL014 Group (1)	108.26	+
Portugal Region (1)	1,182.13	+
Portugal Region Total:	1,524.72	+
<b>Quebec Region</b>		
Individual Members (2)	110.00	—
Outaouais Area (0)	0.00	—
Quebec Region (4)	12,531.88	—
Rive-Nord Area (6)	5,192.82	+
Rive-Sud Area (4)	2,365.27	+
Sud-Ouest Area (2)	1,849.17	—
Quebec Region Total:	22,049.14	—
<b>Red River Region</b>		
Okla-Tex Area (4)	400.00	—
Primary Purpose Group (0)	0.00	—
Red River Region (1)	1,000.00	+
Refinishing Group (1)	150.00	+
Red River Region Total:	1,550.00	+
<b>Region 51</b>		
Addicts Together Group (0)	0.00	—
AM Miracles Group (5)	110.00	—
CAN Area (2)	1,694.15	+
Drugs No More Group (1)	100.00	+
Follow Your Heart Group (0)	0.00	—
Happy, Joyous & Free Group (11)	1,676.50	+
Individual Members (13)	1,903.62	—
Mesquite Misfits Group (0)	0.00	—
Mid-Day Relief Group (1)	57.00	+
More Will Be Revealed Group (0)	0.00	—
No Matter What Group (0)	0.00	—

Contributor (# of contributions)	FY 2024 contributions	+ / - / = compared to FY 2023
<b>North By Northwest Area (9)</b>		
Region 51 (2)	6,500.00	+
Saturday Night Live Group (0)	0.00	—
Saturday Night Surrender Group (1)	55.00	—
Saturday Night Unloaded Group (1)	240.00	=
Southern Nevada Area Men's Spiritual Breakfast (1)	300.00	+
Ties That Bind Woman's Retreat (0)	0.00	—
Who's House Is It & Who Cares Anyway Group (0)	0.00	—
Region 51 Total:	16,168.38	—
<b>Region Del Coqui</b>		
Grupo Solo Por Hoy (9)	909.00	+
Individual Members (24)	180.00	=
Oeste Area (0)	0.00	—
Region Del Coqui (8)	1,033.00	+
Region Del Coqui Total:	2,122.00	+
<b>Rio de Janeiro Region</b>		
Recovery Around The World Group (1)	32.56	+
Rio de Janeiro Region Total:	32.56	+
<b>Rio Grande do Sul Region</b>		
Individual Members (0)	0.00	—
Rio Grande do Sul Region Total:	0.00	—
<b>Rio Grande Region</b>		
Greater Albuquerque Area (5)	4,565.39	+
Individual Members (15)	2,132.00	+
Rio Grande Region (1)	3,000.00	+
We Group (0)	0.00	—
Rio Grande Region Total:	9,697.39	+
<b>San Diego/Imperial Counties Region</b>		
Caring & Sharing Group (3)	37.84	—
Cold Turkey Group (1)	200.00	+
Individual Members (7)	175.00	—
North Coastal Area (0)	0.00	—
North County Inland Area (10)	587.73	—
OB Smokeless Group (1)	100.00	+
San Diego Region (0)	0.00	—
San Diego/Imperial Counties Region Total:	1,100.57	—
<b>Show-Me Region</b>		
Are You Ready For Some Recovery Group (1)	500.00	+
Flight to Freedom Campout (0)	0.00	—
Greater Saint Charles Area (5)	2,537.25	+
Heartland Area (0)	0.00	—
Individual Members (12)	1,200.00	—
Little Egypt Area (1)	330.82	+
Northland Area (2)	904.70	+
OPNA Group (1)	155.00	—
Out and About Group (2)	40.00	+
Peaceful Serenity Group (0)	0.00	—
Primary Purpose Area (2)	500.00	+
Show-Me Region (0)	0.00	—
THE Group (13)	1,300.00	+
We Do Recover Group (1)	98.49	+
Show-Me Region Total:	7,566.26	—

Contributor (# of contributions)	FY 2024 contributions	+/-/= compared to FY 2023	Contributor (# of contributions)	FY 2024 contributions	+/-/= compared to FY 2023	Contributor (# of contributions)	FY 2024 contributions	+/-/= compared to FY 2023
<b>Sierra Sage Region</b>			<b>Southern Idaho Region</b>			<b>The Growing Tree Group (1)</b>		
Bad Boys Group (0)	0.00	—	Individual Members (7)	245.00	—	Tri-State Region (3)	15,000.00	+
Biggest Little Area (0)	0.00	—	New Attitudes Group (9)	271.66	—	<i>Tri-State Region Total:</i> 20,000.67		
Diamonds in the Rough Group (0)	0.00	—	Our Guiding Principles Group (0)	0.00	—	<b>UK Region</b>		
Never Alone Group (10)	250.00	—	Recovery Just For Today Group (0)	0.00	—	Devon International JFT Group (12)	495.43	—
Nooner Topic Group (0)	0.00	—	Southern Idaho Region (5)	23,497.24	+	Edinburgh It Works How & Why Group (1)	40.00	—
Recovery Dogs Group (4)	110.00	+	Treasure Valley Area (5)	2,424.22	—	Individual Members (50)	503.20	—
Rural Nevada Area (2)	506.60	—	Welcome Home Group (8)	270.22	—	UK Region (0)	0.00	—
Saturday Night Live Group (1)	38.36	+	<i>Southern Idaho Region Total:</i> 26,708.34			<i>UK Region Total:</i> 1,038.63		
Saturday Night Special Group (3)	19.45	—	<b>Spain Region</b>			<b>Ukraine Region</b>		
Sierra Sage Region (3)	2,600.00	—	Barcelona English Group (1)	54.24	+	Individual Members (11)	276.00	+
Sierra Sage Regional Convention (0)	0.00	—	Grupo Vivir Limpios (0)	0.00	—	Ukraine Region (2)	274.00	—
<i>Sierra Sage Region Total:</i> 3,524.41			LGBT Group Barcelona (1)	180.74	+	<i>Ukraine Region Total:</i> 550.00		
<b>South Dakota Region</b>			Spain Region (1)	6,622.02	—	<b>United Arab Emirates</b>		
New Hope Group (0)	0.00	—	<i>Spain Region Total:</i> 6,857.00			United Arab Emirates Area (1)	2,713.70	+
South Dakota Region (0)	0.00	—	<b>Sweden Region</b>			<i>United Arab Emirates Total:</i> 2,713.70		
West River Area (2)	567.80	+	A New Way of Life Group (1)	110.14	+	<b>Upper Midwest Region</b>		
<i>South Dakota Region Total:</i> 567.80			NA Online Sweden (0)	0.00	—	Individual Members (1)	30.00	+
<b>South Florida Region</b>			Speaker Jam (0)	0.00	—	No Matter What Club Group (1)	25.00	—
Beach and Bay Area (1)	756.41	+	Sweden Region (NA Sverige) (1)	4,912.41	+	Sherwood Men's Group (0)	0.00	—
Gulf Coast Area (10)	2,533.34	—	<i>Sweden Region Total:</i> 5,022.55			That's It Group (0)	0.00	—
Individual Members (12)	409.20	—	<b>Switzerland Region</b>			<i>Upper Midwest Region Total:</i> 55.00		
Just For Today Group (0)	0.00	—	Switzerland Region (1)	4,318.07	—	<b>Upper Rocky Mountain Region</b>		
Saturday Night Live Group (10)	566.00	+	<i>Switzerland Region Total:</i> 4,318.07			Alive & Free Group (0)	0.00	—
South Dade Area (3)	700.00	—	<b>Tejas Bluebonnet Region</b>			Central Basin Area (1)	100.00	+
South Florida Region (0)	0.00	—	Agape Group (2)	150.00	=	Central Wyoming Area (0)	0.00	—
<i>South Florida Region Total:</i> 4,964.95			Central Texas Area (1)	1,221.36	+	Cody Group (2)	150.00	=
<b>Southern California Region</b>			Clean & Free Group (2)	110.00	—	Living Proof Group (4)	478.46	+
Burning Desire Group (0)	0.00	—	Easy Does It Group (3)	350.00	+	The Home Group (1)	500.00	+
Courage to Change Group (3)	270.00	—	Hill Country Area (5)	1,596.51	+	Unity Group (1)	50.00	+
Eastern Sierra Area (2)	446.94	+	Houston Area (2)	71.89	—	Upper Rocky Mountain Region (1)	4,545.66	+
Individual Members (81)	4,023.00	—	Hugs Not Drugs Group (12)	120.00	=	Welcome Home Group (2)	200.00	+
Just for Today Group (1)	100.00	—	Individual Members (25)	396.60	—	Wyoming Western Area (1)	807.03	—
Just For Today Sunday Group (1)	276.15	+	Northside Area (2)	500.00	+	<i>Upper Rocky Mountain Region Total:</i> 6,831.15		
KISS Group (1)	175.00	+	Our Gift Group (6)	92.81	+	<b>Utah Region</b>		
Monday Night Madness Group (0)	0.00	—	Serious Undertakings Group (2)	300.00	+	Barney's Group (0)	0.00	—
New Life Noon Group (0)	0.00	—	Surrender to Win Group (1)	10,000.00	+	Coffee & Recovery Group (1)	42.00	+
Our Journey Continues SFV Women's Luncheon (1)	2,500.00	+	Tejas Bluebonnet Region (3)	3,318.81	—	HomeGroups (1)	53.03	+
Quest for Serenity Group (7)	973.00	—	Texas Unity Convention (1)	291.67	—	Individual Members (28)	1,568.00	—
Real Attitude of Gratitude Group (1)	200.00	+	The Sooner The Better Group (5)	223.78	+	Lakeside Unity Area (9)	1,600.42	—
Saturday Clean Time Group (0)	0.00	—	<i>Tejas Bluebonnet Region Total:</i> 18,743.43			Niner Group (0)	0.00	—
Saturday Morning Live Group (1)	20.00	+	<b>Tri-State Region</b>			Northern Utah Area (10)	1,294.36	+
Saturday Morning Women's Retreat Group (0)	0.00	—	Central Western Pennsylvania Area (12)	325.00	+	Refuse To Use Group (6)	603.76	+
South Coast Area (0)	0.00	—	East End Area (2)	632.61	—	Second Chance Group (1)	25.00	+
Southern California Region (3)	8,679.09	—	Individual Members (14)	196.82	—	Turn the Page Group (0)	0.00	—
Tuesday Step Study Group (7)	1,200.00	—	Interstate Crossroads Area (2)	2,500.00	+	United Wasatch Area (0)	0.00	—
West End Area (6)	3,283.95	+	Lake Erie Area (0)	0.00	—	Utah Region (4)	1,110.21	—
Wild Recovery So Cal Group (1)	75.00	—	Literature In Motion Group (0)	0.00	—	<i>Utah Region Total:</i> 6,296.78		
Woman Warriors of Recovery Group (1)	50.00	+	Shady Group (1)	56.27	—			
<i>Southern California Region Total:</i> 22,272.13			South Hills Area (2)	1,084.97	+			

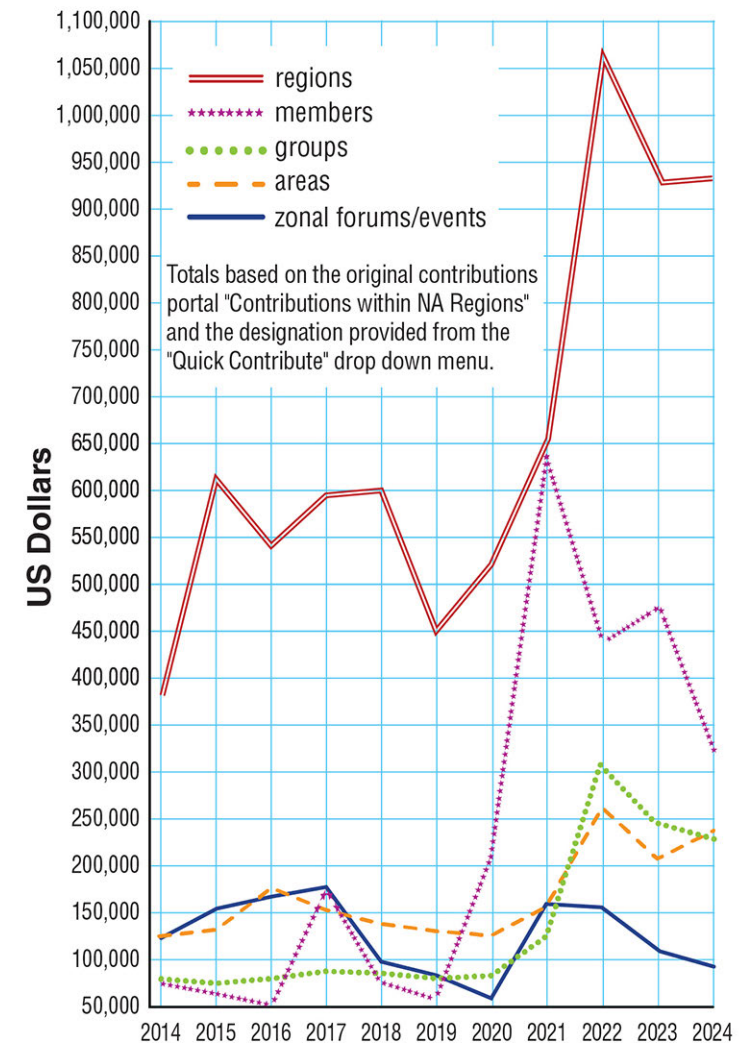


● Individuals ● Groups ● Area ● Regions ● Activities / Zonal Forums

Contributor (# of contributions)	FY 2024 contributions	+/-/ = compared to FY 2023	Contributor (# of contributions)	FY 2024 contributions	+/-/ = compared to FY 2023
<b>Volunteer Region</b>			<b>Western Russia Region</b>		
Hope Not Dope Group (11)	940.00	+	Clean South Group (3)	81.70	+
Individual Members (21)	903.00	-	Individual Members (1)	1.00	+
Just for Today Group (0)	0.00	-	South Clean Group (1)	27.00	+
Nickel & Dime Group (0)	0.00	-	Western Russia Region (2)	654.22	+
Primary Purpose Group (10)	148.68	-	<b>Western Russia Region Total:</b>		763.92 +
Recovery First Group (0)	0.00	-	<b>Wisconsin Region</b>		
Sparta Crossroads Group (1)	135.00	+	Badgerland Area (1)	56.56	-
Step By Step Group (9)	852.56	+	Friday Night Discovery Group (0)	0.00	-
Volunteer Region (1)	798.51	-	Individual Members (13)	121.49	-
<b>Volunteer Region Total:</b>		3,777.75 -	Inland Lakes Unity Area (8)	636.76	+
<b>Washington/N Idaho Region</b>			Inner City Area (0)	0.00	-
An Atmosphere of Recovery Group (3)	144.75	+	Milwaukee/Waukesha Area (4)	1,356.39	-
Battle Ground Group (10)	130.00	-	Never In The Dark Group (5)	412.00	+
Beyond the Park Group (0)	0.00	-	North East Wisconsin Area (3)	150.00	-
Breakfast Club Group (1)	300.00	+	Regifting Group (0)	0.00	-
Burning Desires Group (1)	200.00	+	South East Family Area (0)	0.00	-
Eastshore Group (5)	330.00	+	Spaight Street Speakers Group (3)	419.06	+
Freedom Dance Group (0)	0.00	-	When at the End of the Road Group (0)	0.00	-
Friday Harbor Group (3)	23.68	-	Wisconsin Region (2)	2,670.00	+
Friday Night Alive Group (15)	2,025.00	+	Women in Recovery Group (2)	259.07	-
Individual Members (79)	5,358.00	-	<b>Wisconsin Region Total:</b>		6,081.33 -
Kind of Thursday Nite Group (0)	0.00	-	<b>Other Events</b>		
La Grande Group (1)	500.00	+	Circle of Sisters Convention (0)	0.00	-
Lewis County Area (2)	378.88	-	MACCNA Inc (Mexico, Arizona, California Conv) (0)	0.00	-
Living Clean Home Group (1)	298.91	-	Multi Zonal Service Symposium (1)	1,067.52	+
Never Alone Group (0)	0.00	-	Pacific Northwest Convention (1)	1,788.05	-
North Olympic Peninsula Area (2)	1,575.00	+	<b>Other Events Total:</b>		2,855.57 -
NW Washington Area (1)	500.00	-	<b>Zonal Forum</b>		
Pierce County Area (0)	0.00	-	Asia Pacific Zonal Forum (0)	0.00	-
Rise To Recovery Group (5)	590.00	+	Canadian Assembly (3)	21,610.04	+
Sea of Serenity Group (SOS) (0)	0.00	-	European Delegates Meeting (1)	6,020.93	+
Seattle Area (3)	1,697.35	-	Latin America Zonal Forum (0)	0.00	-
Serenity in Snohomish Group (0)	0.00	-	Midwest Zonal Forum (4)	14,600.00	+
South King County Area (12)	785.79	+	Plains States Zonal Forum (2)	9,159.51	-
South Puget Sound Area (4)	2,500.00	-	Russian Speaking Zonal Forum (1)	1,300.00	-
Step Sisters Group (1)	100.00	+	Southeast Zonal Forum (1)	9,805.64	+
Tri-Cities Area (1)	100.00	+	Southern Zonal Forum (0)	0.00	-
Washington/N Idaho Region (2)	94,602.64	+	Western States Zonal Forum (1)	20,397.34	+
When It Works Group (0)	0.00	-	<b>Zonal Forum Total:</b>		82,893.46 +
<b>Washington/N Idaho Region Total:</b>		112,140.00 +	<b>Grand Total: 1,816,975.35 -</b>		
<b>Western New York Region</b>					
Buffalo Area (2)	2,061.00	+			
Fresh Start Group (7)	547.00	+			
Individual Members (12)	165.00	-			
Recovery in South Buffalo Group (0)	0.00	-			
Recovery In Springville Group (1)	25.00	+			
We Are Responsible Group (1)	100.00	+			
Western New York Region (1)	1,000.00	+			
<b>Western New York Region Total:</b>		3,898.00 +			

As in-person groups have reopened and areas, regions, and zones have revitalized, more resources are going toward local service delivery and group expenses. So we expected a downturn in contributions. Member contributions continue to support our services at every level, and direct member contributions to NAWS have allowed us to increase direct support of developing NA communities. If you don't have a recurring contribution, please consider making one: [na.org/give](https://na.org/give).

## Contributions by Donor Type





## INDEPENDENT AUDITOR'S REPORT

To the World Board of  
Narcotics Anonymous World Services, Inc.

### Opinion

We have audited the accompanying consolidated financial statements of Narcotics Anonymous World Services, Inc. (a nonprofit organization) (NAWS), which comprise the consolidated statement of financial position as of June 30, 2024, the related consolidated statements of activities, functional expenses, and cash flows for the year then ended, and the related notes to the consolidated financial statements.

In our opinion, except for the possible effects of the matter described in the Basis for Qualified Opinion section of our report, the consolidated financial statements referred to above present fairly, in all material respects, the financial position of NAWS as of June 30, 2024 and the related consolidated statements of activities, functional expenses, and cash flows for the year then ended in accordance with accounting principles generally accepted in the United States of America.

### Basis for Qualified Opinion

We did not audit the financial statement balances and activity related to the Iranian service office, Payam Omega, as of and for the year ended June 30, 2024, whose statements reflect total assets of \$6,220,828 as of June 30, 2024, and net revenues of \$3,936,275 for the year then ended. Those financial statements were presented in accordance with accounting principles generally accepted in the Islamic Republic of Iran and audited by other auditors in accordance with auditing standards generally accepted in the Islamic Republic of Iran, whose report has been furnished to us. Consequently, we were unable to determine whether any adjustments to those amounts were necessary in order for the financial statement balances and activity to conform with accounting principles generally accepted in the United States of America.

We conducted our audit in accordance with auditing standards generally accepted in the United States of America. Our responsibilities under those standards are further described in the Auditor's Responsibilities for the Audit of the Financial Statements section of our report. We are required to be independent of NAWS and to meet our other ethical responsibilities in accordance with the relevant ethical requirements relating to our audit. We believe that the audit evidence we have obtained is sufficient and appropriate to provide a basis for our qualified audit opinion.

### Responsibilities of Management for the Consolidated Financial Statements

Management is responsible for the preparation and fair presentation of the consolidated financial statements in accordance with accounting principles generally accepted in the United States of America, and for the design, implementation, and maintenance of internal control relevant to the preparation and fair presentation of consolidated financial statements that are free from material misstatement, whether due to fraud or error.

Los Angeles / San Francisco / Seattle / Denver / Sun Valley, ID / Dallas

To the World Board of  
Narcotics Anonymous World Services, Inc.

In preparing the consolidated financial statements, management is required to evaluate whether there are conditions or events, considered in the aggregate, that raise substantial doubt about the NAWS' ability to continue as a going concern within one year after the date that the consolidated financial statements are available to be issued.

### Auditor's Responsibilities for the Audit of the Consolidated Financial Statements

Our objectives are to obtain reasonable assurance about whether the consolidated financial statements as a whole are free from material misstatement, whether due to fraud or error, and to issue an auditor's report that includes our opinion. Reasonable assurance is a high level of assurance but is not absolute assurance and therefore is not a guarantee that an audit conducted in accordance with generally accepted auditing standards will always detect a material misstatement when it exists. The risk of not detecting a material misstatement resulting from fraud is higher than for one resulting from error, as fraud may involve collusion, forgery, intentional omissions, misrepresentations, or the override of internal control. Misstatements are considered material if there is a substantial likelihood that, individually or in the aggregate, they would influence the judgment made by a reasonable user based on the consolidated financial statements.

In performing an audit in accordance with generally accepted auditing standards, we:

- Exercise professional judgment and maintain professional skepticism throughout the audit.
- Identify and assess the risks of material misstatement of the consolidated financial statements, whether due to fraud or error, and design and perform audit procedures responsive to those risks. Such procedures include examining, on a test basis, evidence regarding the amounts and disclosures in the combined consolidated financial statements.
- Obtain an understanding of internal control relevant to the audit in order to design audit procedures that are appropriate in the circumstances, but not for the purpose of expressing an opinion on the effectiveness of NAWS' internal control. Accordingly, no such opinion is expressed.
- Evaluate the appropriateness of accounting policies used and the reasonableness of significant accounting estimates made by management, as well as evaluate the overall presentation of the consolidated financial statements.
- Conclude whether, in our judgment, there are conditions or events, considered in the aggregate, that raise substantial doubt about the NAWS' ability to continue as a going concern for a reasonable period of time.

We are required to communicate with those charged with governance regarding, among other matters, the planned scope and timing of the audit, significant audit findings, and certain internal control-related matters that we identified during the audit.

*Miller Kaplan Arase LLP*

MILLER KAPLAN ARASE LLP

Burbank, California

May 9, 2025

MILLER KAPLAN / Trusted Advisors Since 1941

## Independent Auditors' Report

NAWS contracts with an independent accounting firm to audit its financial statements each fiscal year. The audit team spends about a week in the Chatsworth office after the close of each fiscal year, during which they perform transaction tests, inspect internal controls, and scrutinize internal financial practices. This professional audit of NAWS' financial reports and practices conforms to best practices in the world of accounting and complies with the legal requirements for nonprofits. To audit the financial activities of WSO Iran, we have to hire an accounting firm in Iran that provides its audit to our US-based auditors. While this makes for an exceedingly slow process, it ensures management and the board have verified figures for all branch offices.

# Narcotics Anonymous World Services Consolidated Statement of Financial Position

## Exhibit A

<b>Assets</b>	
Current assets:	
Cash and cash equivalents	\$ 5,963,171
Investments - at fair value	3,485,574
Accounts receivable (net of allowance for uncollectible accounts of \$110,213)	735,725
Publication inventory	7,918,866
Prepaid expenses	<u>110,452</u>
Total current assets	<u>18,213,788</u>
Other assets:	
Property and equipment:	
Furniture and equipment	1,309,691
Leasehold improvements	<u>1,198,698</u>
	2,508,389
Less: accumulated depreciation and amortization	<u>(2,324,891)</u>
	183,498
Deposits	914,989
Trademarks, software, and copyrights (net of accumulated amortization of \$3,279,989)	636,639
Right-of-use operating lease assets	2,152,472
Less: accumulated amortization	<u>(1,321,826)</u>
	830,646
Total other assets	<u>2,565,772</u>
Total assets	<u><u>\$ 20,779,560</u></u>
<b>Liabilities and net assets</b>	
Current liabilities:	
Accounts payable	\$ 2,228,222
Accrued salaries, vacation, and tax withholdings payable	589,462
Deferred convention revenue	3,133,158
Operating lease obligations, current portion	<u>678,724</u>
Total current liabilities	6,629,566
Other liabilities:	
Operating lease obligations, less current portion	<u>168,069</u>
Total other liabilities	<u>168,069</u>
Total liabilities	6,797,635
Net assets without donor restrictions	<u>13,981,925</u>
Total liabilities and net assets	<u><u>\$ 20,779,560</u></u>

# Narcotics Anonymous World Services Consolidated Statement of Financial Position

## Exhibit B

Revenues, gains, and other support:	
Sales of publications and program materials	\$ 14,902,689
Less: discounts and cost of sales	<u>(5,270,323)</u>
Net sales of publications and program materials	9,632,366
Fellowship contributions	1,816,975
Interest	75,556
Other	<u>64,982</u>
Total revenues, gains, and other support	<u>11,589,879</u>
Program expenses:	
Literature production and distribution	3,524,748
World Service Conference support	1,541,359
Fellowship development	2,330,662
Events	<u>420,822</u>
	7,817,591
Management and general expenses	<u>868,621</u>
Total expenses	<u>8,686,212</u>
Change in net assets	2,903,667
Net assets without donor restrictions:	
Beginning of year	<u>11,078,258</u>
End of year	<u><u>\$ 13,981,925</u></u>

See accompanying notes to consolidated financial statements.



# Narcotics Anonymous World Services Consolidated Statement of Financial Position

## Exhibit C

	Program Services					
	Literature Production and Distribution	World Service Conference Support	Fellowship Development	Events	Management and General	Total
Expenses:						
Salaries, wages, and payroll taxes	\$ 1,747,453	\$ 817,957	\$ 966,676	\$ 185,899	\$ 413,109	\$ 4,131,094
Employee health benefits	165,072	77,267	91,316	17,561	39,024	390,240
Retirement contribution	48,309	22,613	26,724	5,139	11,420	114,205
Contract labor	69,300	32,438	38,336	7,373	16,383	163,830
Convention expenses	-	-	-	99,919	11,102	111,021
Occupancy	729,370	162,236	191,734	36,872	124,468	1,244,680
Travel	23,613	-	-	-	2,624	26,237
Conferences	-	9,163	-	-	1,018	10,181
Worldwide workshops	-	-	130,735	-	14,526	145,261
Telephone	41,829	19,579	23,139	4,450	9,889	98,886
Postage	16,613	7,776	9,190	1,767	3,928	39,274
Office expenses	141,343	66,161	78,190	15,037	33,414	334,145
Professional fees	49,533	23,185	27,401	5,269	11,710	117,098
Equipment leases	5,468	2,559	3,025	582	1,293	12,927
Computer expenses	207,113	96,946	114,573	22,033	48,963	489,628
Insurance	31,034	14,527	17,168	3,301	7,337	73,367
Developmental literature	-	-	112,345	-	12,483	124,828
Free publications	-	2,980	12,173	-	1,684	16,837
Free literature	-	-	350,841	-	38,982	389,823
Currency conversion	101,866	-	-	-	11,318	113,184
Public relations	-	-	49,888	-	5,543	55,431
World Board	-	117,243	-	-	13,027	130,270
Fellowship assistance	-	-	5,981	-	664	6,645
Depreciation and amortization	107,173	50,166	59,287	11,401	25,336	253,363
Other operating expenses	39,659	18,563	21,940	4,219	9,376	93,757
Total expenses	<u>\$ 3,524,748</u>	<u>\$ 1,541,359</u>	<u>\$ 2,330,662</u>	<u>\$ 420,822</u>	<u>\$ 868,621</u>	<u>\$ 8,686,212</u>

# Narcotics Anonymous World Services Consolidated Statement of Financial Position

## Exhibit D

Cash flows from operating activities:	
Change in net assets	\$ 2,903,667
Adjustment to reconcile change in net assets to net cash provided by operating activities:	
Depreciation and amortization	253,363
Noncash operating lease expense	1,438
(Increase) decrease in assets:	
Accounts receivable, net	(38,696)
Publication inventory	(2,903,132)
Prepaid expenses	123,186
Deposits	(827,891)
Increase in liabilities:	
Accounts payable	444,113
Accrued salaries, vacation, and tax withholdings	255,170
Deferred convention revenue	3,133,158
Net cash provided by operating activities	<u>3,344,376</u>
Cash flows from investing activities:	
Purchases of investments	(1,264,186)
Proceeds from the sale of investments	43,656
Purchases of property and equipment	(126,818)
Payments to secure copyrights and trademarks and purchase software	(62,103)
Net cash used in investing activities	<u>(1,409,451)</u>
Cash flows from financing activities:	
Repayment of note payable	(102,621)
Net cash used in financing activities	<u>(102,621)</u>
Net increase in cash and cash equivalents	1,832,304
Cash and cash equivalents:	
Beginning of year	4,130,867
End of year	<u>\$ 5,963,171</u>

See accompanying notes to consolidated financial statements.

NOTE 1 - ORGANIZATION AND NATURE OF ACTIVITIES

Narcotics Anonymous World Services, Inc. (NAWS) was incorporated on January 25, 1977 and is headquartered in Chatsworth, California. NAWS operates literature distribution facilities in India and Toronto, Canada and maintains offices in Brussels, Belgium, and Iran. NAWS' Iranian service office is known as Payam Omega. NAWS is a not-for-profit organization that provides communications and information for the Fellowship of Narcotics Anonymous (NA). NAWS achieves its purpose by maintaining correspondence with NA groups and service committees, by printing and distributing World Services Conference (WSC)-approved literature, and by maintaining the archives and files of NA.

In 1993, NA established the Fellowship Intellectual Property Trust (the Trust). The Trust was established for the purpose of holding and administering all recovery material and other intellectual properties of NA. The Trust is included in the consolidated financial statements of NAWS as a result of common control.

NAWS is exempt from income tax under Section 501(c)(3) of the Internal Revenue Code and under the California Revenue and Taxation Code. The Trust is also exempt under the applicable Internal Revenue Code and comparable California Revenue and Taxation Code. In addition, the Internal Revenue Service has determined that NAWS and the Trust are not private foundations within the meaning of Section 509(a) of the Internal Revenue Code. Therefore, no provision for federal and state income taxes was made for either NAWS or the Trust.

NOTE 2 - SUMMARY OF SIGNIFICANT ACCOUNTING POLICIES

A. Consolidation Policy and Basis of Accounting

The accompanying consolidated financial statements include the accounts of NAWS and the Trust. Significant intercompany balances and transactions are eliminated in consolidation. The consolidated financial statements are prepared on the accrual basis of accounting.

B. Financial Statement Presentation

Under U.S. generally accepted accounting principles (GAAP) not-for-profit organizations are required to report net assets in two classes: net assets with donor restrictions and net assets without donor restrictions. As of June 30, 2024, NAWS had no net assets with donor restrictions.

C. Cash and Cash Equivalents

NAWS considers short-term investments with initial maturities of 90 days or less held in bank and brokerage accounts to be cash equivalents.

D. Investments

NAWS investments are reported at fair value. Investments include certificates of deposit. See Note 5.

E. Inventory

Publications and other items held for resale are included in inventory and are carried at the lower of cost or net realizable value. Cost for each item is determined using the weighted average method.

F. Property and Equipment

Leasehold improvements and furniture and equipment are recorded at cost. Major additions are capitalized while replacements, maintenance, and repairs that do not improve or extend the useful life of the asset are expensed. Depreciation and amortization are computed using the straight-line method over the estimated useful lives of the related assets, which are as follows:

Leasehold improvements	5 years
Furniture and equipment	5 - 10 years

Depreciation and amortization expense related to property and equipment for the year ended June 30, 2024 amounted to \$75,498.

G. Trademarks and Copyrights

The cost of acquiring and defending copyrights and trademarks is capitalized and amortized over the approximate economic life of the copyright or trademark, which is estimated to be 10 years. The cost of computer software is also capitalized and amortized over a period of seven years. Amortization expense related to trademarks and copyrights for the year ended June 30, 2024, amounted to \$177,865.

H. Accounts Receivable and Allowance for Doubtful Accounts

Accounts receivable are reported net of an allowance for doubtful accounts. The allowance is based on management's estimate of the amount of receivables that will actually be collected. Management estimates uncollectible accounts based on the age of the receivable and other factors.

I. Translation of Foreign Financial Statements

Financial operations in Canada, Europe, and the Middle East are translated throughout the year to United States dollars. Gains or losses resulting from translating foreign currency financial statements are recorded in the consolidated statements of functional expenses as currency conversion.

J. Estimates

The preparation of consolidated financial statements in conformity with GAAP requires management to make estimates and assumptions that affect certain reported amounts and disclosures in the consolidated financial statements. Actual results could differ from those estimates.

K. Sales of Publications and Program Materials

NAWS generates revenue from sales of publications and program materials. This revenue is recognized at the point in time when goods are shipped to customers.

L. Fellowship Contributions

Unconditional contributions and pledges are recorded when received. Pledges outstanding are subject to an allowance for uncollectible accounts and are discounted to present value when long term in nature. There were no outstanding pledges receivable as of June 30, 2024.

M. Functional Allocation of Expenses

The costs of providing NAWS’ programs and other activities are reported by both their natural and functional classifications in the statement of functional expenses. Expenditures that can be identified with a specific program or supporting service are allocated directly according to their purpose. Costs that are common to more than one function are allocated among the applicable programs and supporting services based on estimates of employee time, using percentages that represent hours spent or wages, or upon estimates of other resources spent.

N. Tax Status

GAAP requires management to evaluate tax positions taken by NAWS and recognize a tax liability if NAWS has taken a tax position that more likely than not would not be sustained upon examination by a tax authority. NAWS is subject to routine audits by taxing jurisdictions; however, there are currently no audits for any tax periods in progress.

O. Adoption of New Accounting Policies

In June 2016, the Financial Accounting Standards Board (FASB) issued Accounting Standards Update (ASU) 2016-13, *Financial Instruments - Credit Losses (Topic 326): Measurement of Credit Losses on Financial Instruments (ASC 326)*. This standard replaced the incurred loss methodology with an expected loss methodology that is referred to as the current expected credit loss (CECL) methodology. CECL requires an estimate of expected credit losses for the remaining estimated life of the financial asset using historical experience, current conditions, and reasonable and supportable forecasts. The financial assets held by NAWS that are subject to the guidance in FASB ASC 326 are other receivables.

NAWS adopted the standard effective July 1, 2023. The adoption of this standard did not have a material impact on NAWS’ consolidated financial statements.

NOTE 3 - RETIREMENT PLAN

NAWS maintains a qualified defined contribution retirement plan, which covers all employees. Under the terms of the plan, employees may elect to contribute pre-tax earnings up to the maximum allowable amount under the Internal Revenue Code. NAWS matches deferrals of up to 8% of compensation based on the employee’s number of years of service. NAWS’ contributions totaled \$114,205 for the year ended June 30, 2024.

NOTE 4 - COMMITMENTS AND CONTINGENCIES

On July 1, 2022, NAWS adopted ASU 2016-02 Leases, requiring a lessee to record a right-of-use asset and a corresponding lease liability at the inception of the lease, initially measured at the present value of total lease payments. NAWS classified its five long-term leases as operating leases and determined that the fair value of its operating leases at the inception of the leases totaled \$2,152,472 using discount rates between 2.84% and 3.96%. The operating leases had a weighted average term of 39 months on the date of adoption. As of June 30, 2024, the lease liability was \$846,793, of which \$678,724 was current and \$168,069 was non-current. ASU 2016-02 requires recognition in the statement of activities of a single lease cost, calculated so that the cost of the leases are allocated over the lease term, generally on a straight-line basis. Rent expense for the year ended June 30, 2024 was \$659,005. During the year ended June 30, 2024, NAWS reflected amortization of right-of-use asset of \$685,816 related to the leases, resulting in a right-of-use asset, net balance of \$830,646 as of June 30, 2024.

The following is a schedule of future minimum rental payments required under leases that have initial or remaining noncancelable lease terms in excess of one year as of June 30, 2024:

Year Ending June 30,	
2025	\$ 678,724
2026	162,719
2027	16,357
2028	8,179
Total minimum payments required	865,979
Less: discount to present value	(19,186)
Operating lease obligation	\$ 846,793

Total lease payments made during the year ended June 30, 2024 were \$721,129.



NOTE 5 - INVESTMENTS

GAAP establishes a fair value hierarchy that prioritizes valuation inputs into three levels based on the extent to which inputs used in measuring fair value are observable in the market:

- Level 1 – Inputs are quoted prices in an active market.
- Level 2 – Inputs are quoted prices for similar instruments and model-based valuation techniques for which all significant assumptions are observable in the market or can be corroborated by observable market data.
- Level 3 – Inputs are generally unobservable and typically reflect management’s estimates of assumptions that market participants would use in pricing the asset or liability.

The following tables summarize investments based on the inputs used to value them:

	June 30, 2024			
	Level 1	Level 2	Level 3	Total
Certificates of deposit	\$ -	\$ 3,485,574	\$ -	\$ 3,485,574

The following tables reconcile the beginning and ending fair value of Level 2 investments for the year ended June 30, 2024:

Balance, July 1	\$ 2,265,044
Purchases/accrued interest	1,264,186
Sales/maturities	(43,656)
Balance, June 30	\$ 3,485,574

NOTE 6 - CONCENTRATIONS OF CREDIT RISK

NAWS places its cash and cash equivalents with high quality financial institutions. Cash in U.S. banks is covered by the Federal Deposit Insurance Corporation (FDIC) up to \$250,000 per bank. Cash in Canadian accounts is insured up to \$100,000 (CAD) per bank. At June 30, 2024, deposits in U.S. institutions exceeded insurance limits by \$5,921,819 and deposits in Canadian banks exceeded insurance limits by \$1,173,713 (CAD). Cash in European accounts is not covered and totaled approximately \$169,502 (USD) as of June 30, 2024.

NOTE 7 - EMPLOYMENT CONTRACT

NAWS has an employment agreement with its Executive Director expiring on December 31, 2024. The agreement provides for compensation and benefits. Should the agreement be terminated by NAWS, certain amounts would be payable to the Executive Director as defined in the agreement. \$146,500 has been accrued as of June 30, 2024.

NOTE 8 - AVAILABILITY OF FINANCIAL ASSETS

As of June 30, 2024, NAWS had \$9,153,961 of financial assets consisting of cash, cash equivalents, and liquid investments available to meet cash needs for general expenditures. None of these financial assets is subject to donor or contractual restrictions that make them unavailable for expenditure within one year of the balance sheet date. NAWS’ goal is to maintain cash and liquid investments on hand to meet at least one year’s worth of anticipated operating expenses and a policy to structure its financial assets to be available as its general expenditures and liabilities come due.

NOTE 9 - SBA LOAN

On July 7, 2020, NAWS entered into an agreement with The Small Business Administration (SBA) for a loan in the amount of \$150,000. The loan bears interest at a rate of 2.75% per annum and matures July 7, 2050, with monthly payments commencing January 1, 2023. On December 4, 2023, NAWS paid off its remaining balance due to the SBA.

NOTE 10 - FOREIGN CURRENCY EXCHANGE RISK

While individual account transactions and balances are converted to the U.S. dollar as the functional currency throughout the year and at year-end, economic and market volatility factor heavily in what would be the realizable value of the reported assets. Actual results may differ significantly from these values.

Assets reported in the statement of financial position as of June 30, 2024 include cash totaling \$376,217 and publication inventory of \$5,844,611 at Payam Omega. Due to current relations between Iran and the United States, it is unlikely that NAWS could transfer such assets out of Iran; accordingly their use is limited to Iranian operations.

NOTE 11 - SUBSEQUENT EVENTS

NAWS renewed its employment agreement with its Executive Director. Its new expiration date is December 31, 2025.

Management has evaluated subsequent events through May 9, 2025, the date these consolidated financial statements were available to be issued. Except as discussed above and in Note 10, there were no material subsequent events that require recognition or additional disclosure in these consolidated financial statements.

# Narcotics Anonymous World Services, Inc.

*NAWS, Inc. Annual Report*  
for Fiscal Year 2024  
published May 2025

[na.org](http://na.org)  
[www.instagram.com/narcoticsanonymous](https://www.instagram.com/narcoticsanonymous)  
[www.instagram.com/naglobalevents](https://www.instagram.com/naglobalevents)  
[www.facebook.com/naworldservices](https://www.facebook.com/naworldservices)



## **NA World Services**

PO Box 9999  
Van Nuys, California USA 91409  
Telephone +1.818.773.9999  
Fax +1.818.700.0700

## **Service Offices and Distribution Centers**

### **WSO—Chatsworth**

19737 Nordhoff Place  
Chatsworth, California USA 91311  
+1.818.773.9999 Fax: +1.818.700.0700

### **WSO—Europe**

48 Rue de L'été  
B-1050 Brussels, Belgium  
+32.2.646.6012 Fax: +32.2.649.9239

### **WSO—Iran**

PO Box 14665-3115  
Tehran, Iran  
+ 0098.21886.81652 Fax: +0098.21886.7209

### **Distribution Center—Mississauga, Ontario, Canada**

+1.905.507.0100 Fax: +1.905.507.0101

### **Distribution Center—Bangalore, India**