

# Narcotics Anonymous World Services, Inc.

## 2023 Annual Report

### PDF Version



A Note  
from Your  
World Board  
page 3

Staff  
& Offices  
page 6

Production  
& Distribution  
page 11

Financial  
Overview  
page 15

Fellowship  
Contributions  
page 18

# CREATING OUR FUTURE

# Navigating Through This Report

## Narcotics Anonymous World Services, Inc.

2023 Annual Report

This is a static PDF version of a digital report.  
For the more visual and interactive version,  
click here: [adobe.ly/45DNCvY](https://adobe.ly/45DNCvY)



A Note  
from Your  
World Board  
page 3

Click on page number to  
advance to that page



Click to move forward  
or back one page



Click for  
more content

## A Vision for NA Service

All of the efforts of Narcotics Anonymous are inspired by the primary purpose of our groups. Upon this common ground we stand committed.

Our vision is that one day:



Every addict in the world has the chance to experience our message in their own language and culture and find the opportunity for a new way of life;



Every member, inspired by the gift of recovery, experiences spiritual growth and fulfillment through service;



NA service bodies worldwide work together in a spirit of unity and cooperation to support the groups in carrying our message of recovery;



Narcotics Anonymous has universal recognition and respect as a viable program of recovery.

Honesty, trust, and goodwill are the foundation of our service efforts, all of which rely upon the guidance of a loving Higher Power.

## A Note from Your World Board

“Our gratitude speaks when we care and when we share the NA way.”

We are grateful this year to see the Fellowship we serve reviving and rebuilding after so much struggle. During the darkest parts of the pandemic, we discovered our resilience as a Fellowship and found renewed faith in our Second Tradition. We have learned a lot, and changed a lot, as a result of our experience. And the journey continues. We are reminded that change is part of growth, that sometimes destruction allows us to make changes that we couldn't have imagined before—and that we are always beginning, in our recovery and in our growth as an organization.

Every year, we report on our operations. The *Annual Report* allows us to gather in one place information on what we have done, how we have done it, where money has come from, and where it has gone. Every year we report on the growth of the Fellowship, literature sales and disbursements, the offices and staff, and your contributions. What doesn't always get reflected in these reports is how much love and service these numbers represent: how much we all work together to bring addicts to NA and bring NA to addicts suffering in our own communities and around the world.

In July 2022, the World Board met in person for the first time since March 2020. Board members elected in 2020 finally met their colleagues face to face. There is no substitute for in-person meetings to work and think through challenges together, but the board has learned to do much of its business virtually, and has been able to participate in events around the world through virtual connections. As a result, we are able to economize, expand our reach, increase our communication with each other and with the fellowship—as we optimize our in-person meetings to make the most of our time together.

(continued on page 5)



Digital Online  
Annual Report



YOU ARE HERE

PDF  
Annual Report



## World Board Members

Board Member	First Elected	Term Ends	Location
Tana Agostini	2012	2026*	Woodstock, New York, USA
Irene Crawley	2012	2026*	Westmeath, Ireland
Paul Fitzgerald	2012	2026*	Norwich, Great Britain
Hammed Al-Tamimi	2018	2026*	Kuwait City, Kuwait
Lib Edmonds	2018	2026*	Christchurch, New Zealand
Yoel Geffen	2018	2026*	Ashdod, Israel
Michael Bennett	2020	2026	Murfreesboro, Tennessee, USA
Danny Gershman	2020	2026	Chapel Hill, North Carolina, USA
Eduardo Gilioli	2020	2026	Jundiaí, São Paulo, Brazil
Jorge Mejia	2020	2026	Envigado, Colombia
Jose Luis Andreu	2016	2029*	San Juan, Puerto Rico
Jack Hovenier	2016	2029*	Bellingham, Washington, USA
Tim Smith	2016	2029*	Darlinghurst, Sydney, Australia
Carla Wensky	2023	2029	Powell, Wyoming, USA
Veronica Bistrom-Ferris	2023	2029	Nässjö, Sweden

\* The 2022 and 2023 World Service Conferences decided to extend these terms to coincide with a longer conference cycle.

## Human Resource Panel

	First Elected	Term Ends	
Laura B	2020	2026*	Albuquerque, New Mexico, USA
Arne H-G	2020	2026*	Le Val, Provence Côte d'Azur, France
Ron M	2023	2029	Winter Haven, Florida, USA
Sam L	2023	2029	Windham, Maine, USA

## WSC Cofacilitators

	First Elected	Term Ends	
Mario T	2020	2026*	Oakville, Australia
Louis H	2023	2029	Chicago, Illinois, USA

\* The 2022 and 2023 World Service Conferences decided to extend these terms to coincide with a longer conference cycle.



# Regions Around the World

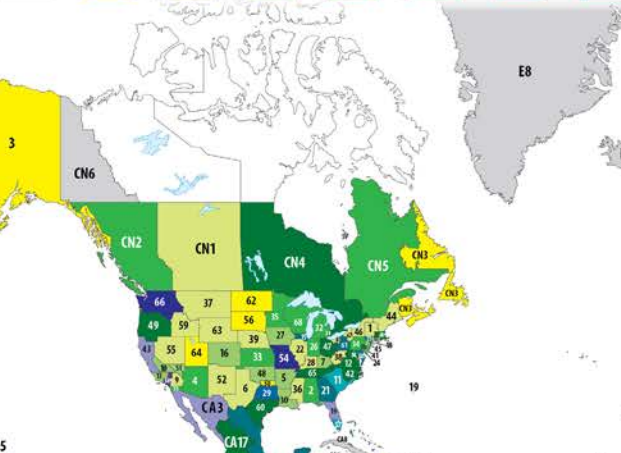
## 72,215 Weekly Meetings Worldwide



### USA—23,511 Meetings

*\*Non WSC Participant*

1 ABCD	160
2 Alabama/NW Florida	331
3 Alaska	93
4 Arizona	365
5 Arkansas	282
6 Best Little	129
7 Bluegrass Appalachian*	275
8 Buckeye	160
9 California Inland	158
10 California Mid-State	286
11 Carolina	679
12 Central Atlantic	472
13 Central California	250
14 Chesapeake & Potomac	356
15 Chicagoland	527
16 Colorado	292
17 Connecticut	238
18 Eastern New York	196
19 Florida	1,053
20 Free State	570
21 Georgia	569
22 Greater Illinois	183
23 Greater New York	552
24 Greater Philadelphia	451
25 Hawaii	139
26 Indiana	370
27 Iowa	280
28 Kentuckiana	147
29 Lone Star	724
30 Louisiana	279
31 Metro Detroit	312
32 Michigan	344
33 Mid-America	313
34 Mid-Atlantic	313
35 Minnesota	315
36 Mississippi	118
37 Montana	121
38 Mountaineer	140
39 Nebraska	154
40 New England	415
41 New Jersey	377
42 North Carolina	427
43 Northern California	1,174
44 Northern New England	146
45 Northern New Jersey	244
46 Northern New York	149
47 Ohio	462
48 OK Region	293
49 Pacific Cascade	463
50 Red River*	42
51 Region 51	293
52 Rio Grande	199
53 San Diego/Imperial	361
54 Show-Me	809
55 Sierra Sage	108
56 South Dakota	57
57 South Florida	650
58 Southern California	974
59 Southern Idaho	103
60 Tejas Bluebonnet	466
61 Tri-State	545
62 Upper Midwest	76
63 Upper Rocky Mountain	114
64 Utah	87
65 Volunteer	432
66 Washington/North Idaho	880
67 Western New York	143
68 Wisconsin	326



### Canada—1,346 Meetings

*\*Non WSC Participant*

CN1 Al-Sask	104
CN2 British Columbia	347
CN3 Canada Atlantic	71
CN4 Ontario	440
CN5 Quebec	300
CN6 Yukon Territories*	4

### Central America/ Mexico—3,084 Meetings

*\*Non WSC Participant*

CA1 Antigua and Barbuda*	3
CA2 Aruba*	23
CA3 Baja Son	1,190
CA4 Barbados*	8
CA5 Belize*	2
CA6 Cayman Islands*	5
CA7 Costa Rica	273
CA8 Cuba*	15
CA9 El Salvador	70
CA10 Grenada*	2
CA11 Guatemala	103
CA12 Honduras*	34
CA13 Jamaica*	27
CA14 Martinique*	2
CA15 Mexico	534
CA16 Nicaragua	119
CA17 Occidente-Mexico	412
CA18 Panama	71
CA19 Quisqueyana	100
CA20 Region del Coqui	62
CA21 Saint Lucia*	5
CA22 Saint Vincent and the Grenadines*	2
CA23 Trinidad and Tobago*	18
CA24 Virgin Islands*	4

### South America—7,719 Meetings

*\*Non WSC Participant*

SA1 Argentina	790
SA2 Bolivia*	12
SA3 Brazil	626
SA4 Brazil Central	211
SA5 Brazil Sul	381
SA6 Chile	215
SA7 Colombia	623
SA8 Ecuador	700
SA9 Grande Sao Paulo	916
SA10 Guyana*	3
SA11 HOW Brazil	614
SA12 Minas	309
SA13 Nordeste Brazil	251
SA14 Paraguay*	35
SA15 Peru	183
SA16 Region 10 Brazil*	279
SA17 Rio de Janeiro	970
SA18 Rio Grande do Sul	238
SA19 Uruguay	238
SA20 Venezuela	125

### Western Europe—4,487 Meetings

*\*Non WSC Participant*

E1 Belgium*	26
E2 Cyprus*	6
E3 Denmark	149
E4 Finland	217
E5 France	220
E6 German Speaking	416
E7 Greece	124
E8 Greenland*	1
E9 Iceland*	8
E10 Ireland	330
E11 Italy	200
E12 Luxembourg*	2
E13 Malta*	11
E14 Netherlands	272
E15 Norway	107
E16 Portugal	183
E17 Spain	353
E18 Sweden	420
E19 Switzerland*	100
E20 UK Region	1,342

### Africa—340 Meetings

*\*Non WSC Participant*

A1 Angola*	2
A2 Botswana*	2
A3 Cape Verde Islands*	10
A4 Congo*	2
A5 Eswatini (Swaziland)*	1
A6 Ethiopia*	4
A7 Gambia, The*	1
A8 Ghana*	13
A9 Kenya*	14
A10 Liberia*	3
A11 Malawi*	1
A12 Morocco*	4
A13 Mozambique*	2
A14 Namibia*	3
A15 Nigeria*	3
A16 Rwanda*	1
A17 South Africa	211
A18 Tanzania*	28
A19 Uganda*	2
A20 Zambia*	3
A21 Zanzibar*	27
A22 Zimbabwe*	3

### Middle East—24,577 Meetings

*\*Non WSC Participant*

ME1 Afghanistan*	102
ME2 Bahrain*	18
ME3 Egypt	200
ME4 Iran	21,861
ME5 Iran Region No.1	1,873
ME6 Iraq*	2
ME7 Jordan*	360
ME8 Kuwait*	2
ME9 Kuwait*	30
ME10 Lebanon*	4
ME11 Oman*	18
ME12 Qatar*	7
ME13 Saudi Arabia*	52
ME14 Sudan*	6
ME15 Tajikistan*	1
ME16 United Arab Emirates*	41

### Eastern Europe/ Russia—4,769 Meetings

*\*Non WSC Participant*

EE1 Adriatic*	25
EE2 Big Moscow*	955
EE3 Blacklands (Russia)*	101
EE4 Bulgaria*	12
EE5 Czech-Slovak*	15
EE6 Estonia*	22
EE7 Far East (Russia)*	62
EE8 Hungary*	65
EE9 Latvia*	25
EE10 Lithuania	37
EE11 Moldova*	15
EE12 Newsky (Russia)*	185
EE13 North-West Russia	272
EE14 Poland	230
EE15 Povolzhye (Russia)*	526
EE16 Romania*	4
EE17 Siberia*	330
EE18 Transitz*	137
EE19 Turkey*	57
EE20 Ukraine	358
EE21 Ural & West Siberia*	408
EE22 Western Russia	928

### Asia Pacific—2,382 Meetings

*\*Non WSC Participant*

AP1 Aotearoa New Zealand	205
AP2 Australia	695
AP3 Bangladesh*	16
AP4 Bhutan*	5
AP5 Cambodia*	1
AP6 China*	2
AP7 French Polynesia*	1
AP8 Guam*	10
AP9 Hong Kong*	10
AP10 Indonesia*	34
AP11 Japan	627
AP12 Laos*	1
AP13 Malaysia*	9
AP14 Maldives*	2
AP15 Mongolia*	3
AP16 Myanmar*	1
AP17 Nepal	113
AP18 NERF	75
AP19 Northern Marianas Islands*	16
AP20 Pakistan North*	6
AP21 Pakistan South*	113
AP22 Philippines	11
AP23 Singapore*	325
AP24 SOSONA	11
AP25 South Korea*	11
AP26 Thailand	78
AP27 Vietnam*	3

Data is based on regional/zonal reports to WSC 2023 and NAWS database when available. Map not intended to be geographically accurate. Meeting numbers include both in-person and virtual meetings. Virtual meeting numbers were drawn only from regional reports and many may be missing. For a current map and additional Fellowship development resources, visit [www.na.org/fdresources](http://www.na.org/fdresources).

(A Note from Your World Board continued from page 3)

After a forest fire, the first green shoots are not the same plants as the old growth; a whole new ecosystem develops from the ashes. And so it is with World Services: The fiscal year 2022–2023 saw lots of new growth, but things are undeniably different—and in many ways, that will have been a good thing. In fiscal year (FY) 2022–23, meetings that had been shut down during the pandemic re-opened and started to fill again; service bodies have come back from dormancy; and members all over the world are working every day to ensure that Narcotics Anonymous can come back better, stronger, and more creative than ever.

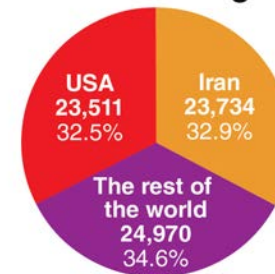
The new green shoots are exciting: In this fiscal year, NAWS has gone mostly paperless, relying on electronic publications for most of our communications. We continue to do more with fewer people than we thought possible. We began upgrading our data hardware for the first time in years, and we began an ongoing effort to hire new staff after the painful furloughs and layoffs the pandemic required. And again, the new growth is not the same: We are re-thinking and updating our approach to databases, from accounting to the meeting finder, to increase efficiency and decrease reliance on human resources.

By the middle of the fiscal year, we were selling literature at a rate 34% over our projected budget. A 58% increase in cost of goods has offset the income from literature sales and reminds us that direct contributions are the most reliable and consistent way we can fund world services. The shutdown brought new awareness to the Fellowship of the literature available online, and informational pamphlet (IP) sales are not recovering as quickly as other products. People are reading and sharing those free online resources at ever-greater rates—and we're glad to see it. Even so, income from literature sales was 35% ahead of budget projections: New growth brings new hope. The literature inventory is being increased beyond our pre-pandemic levels to create a cushion against disruptions in the supply chain, and the new growth is being nurtured by our ongoing investment in our vision.

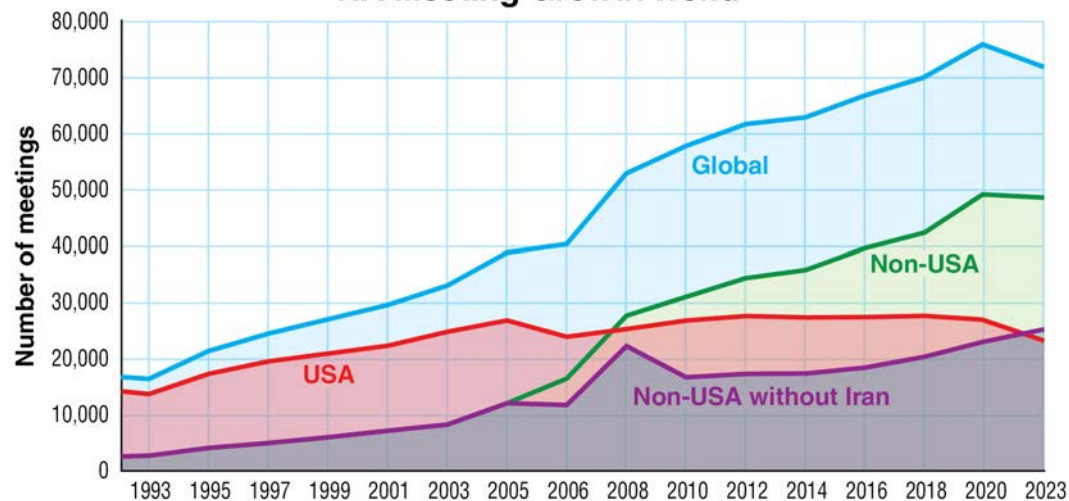
(continued on page 7)

Regular readers of the *NAWS Annual Report* will recognize this graph of meeting growth trends. Pandemic safety measures drove many of us online and changed how we look at meetings and groups. The 2023 WSC voted to recognize virtual groups, and we know our current count of virtual groups lags substantially behind the actual number. We look forward to more accurate information as virtual meetings are welcomed into service systems locally and worldwide.

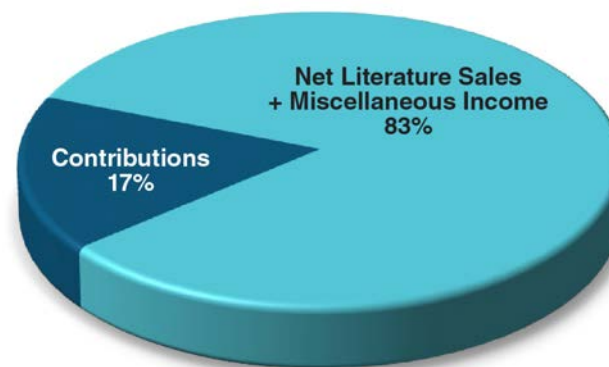
Number of meetings 2023



NA Meeting Growth Trend



Income by Source for 2022–2023



# NA World Services Staff

Chatsworth, California, USA

current staffing as  
of June 2024

returning staff

## Administration

*Executive Director:* Anthony Edmondson (ae@na.org)

*Assistant Executive Director:* Becky Meyer (becky@na.org)

*Executive Assistant:* Eileen Perez (eileen.p@na.org), Elaine Wickham (elaine@na.org)

*Administrative Support Specialist:* Johnny Lamprea (johnny@na.org)

## Asset Management

*Comptroller and Team Leader:* Debbie Carnahan (debbie@na.org)

*Staff Accountant:* Aisha Corning (aisha@na.org)

*NAWS Bookkeeper/Operations Coordinator:* Rochelle Medina (rochelle@na.org)

*Accounting Assistant:* Eleonore Buffington (eleonore@na.org), Eden Perez (eden@na.org)

*Customer Service Supervisor:* Sylvia Cordero (sylvia@na.org)

*Customer Service Representative:* Jennifer Wonderling (jennifer@na.org)

## Communications

*Director of Communications:* Travis Koplow (travis@na.org)

*Project Coordinators:* Daniel Crotinger (daniel@na.org), Nick Elson (nick@na.org)

*Writer/Editors:* Eren Harris (eren@na.org), Andrea Lapin (andrea@na.org)

*Publications/Graphics Consultant:* Stacy Fowler (stacy.m@na.org)

## Fellowship Services

*Team Leader:* Steve Rusch (steve@na.org)

*Administrative Assistant:* Keri Kirkpatrick (keri@na.org), Shirley Pius (shirley@na.org)

## Information Technology

*IT Manager:* Matt Schmeck (matt@na.org)

*Database Administrator:* Lori Wheeler (lori@na.org)

*Network Administrator:* Juan Trejo (juan@na.org)

*Database Assistant:* Donnell Buckley (donnell@na.org)

*IT Special Projects/Web Specialist:* David Buffington (davidb@na.org)

## Production

*Production Manager:* Fatia Birault (fatia@na.org)

*Production Assistant:* Jesus Iniguez (jesus@na.org)

## Public Relations

*PR Manager:* Jane Nickels (jane.nickels@na.org)

*PR Assistant:* Bob Shott (bob@na.org)

## Translations

*Translations Manager:* De Jenkins (de.j@na.org)

*Team Assistants:* Sumit Dagi (sumit@na.org), Matt DeLuca (matt.d@na.org), Sasha Petrenko (sasha@na.org)

## Warehouse

*Warehouse Manager:* Vince Alcala (vince@na.org)

*Shippers:* Deivis Ghiglione (deivis@na.org), Hugo Ramirez (hugo@na.org), Kelley Taylor (kelley@na.org)

### New Staff

Daniel Crotinger

Matt DeLuca

Deivis Ghiglione

Eren Harris

Andrea Lapin

Eden Perez

Sasha Petrenko

Brian Sullivan

Ilda Sullivan

### Departing Staff

Paul Decock (*WSO-Europe*)

Tanya B Matheus (*WSO-Europe*)

Jeff Rodriguez (*Shipper*)

Jacque Sullivan (*Distr. Center Canada*)

Paul Sullivan (*Distr. Center Canada*)

## Staff and Offices



### Your World Service Office (WSO)

Narcotics Anonymous World Services in Chatsworth, California, is the central resource hub for NA members, groups, and service bodies worldwide. The executive and administrative staff work with the World Board to carry out conference-approved projects, coordinate workgroups, and support the World Convention. They communicate with members

and the public through various periodicals, reports, webinars, and emails. The California office also produces and distributes NA literature, protects the Fellowship's copyrights and trademarks, and maintains our website, [www.na.org](http://www.na.org).



### Branch Offices

WSO-Europe distributes literature in 35 languages, including no-cost literature shipments to emerging NA communities in Eastern Europe and elsewhere. The office serves members, groups, and institutions seeking information about NA, and supports the European Delegates Meeting.

Currently, WSO-E is undergoing some staffing changes, and NAWS is in conversation as to how we can achieve sustainability without diminishing the quality of the services we provide to the groups we reach best via satellite offices. We will keep you posted as we move forward.



Siamak Khajeian manages the Iranian branch of the World Service Office. He and his staff—Mohammad Ahmari, Shahram Chegini, Nemat Hosseini, Farhad Poorsohi, and Saeed Khosravi—support NA's largest community and its 20,000+ meetings. WSO-Iran produces and distributes NA literature in Farsi. They also assist in the translation of documents and support many of the essential services offered by the region.



### Distribution Centers

Two distribution centers—one in Mississauga, Ontario, Canada, and the other in Bangalore, India—play vital roles in furthering our vision. Pramila Dias distributes literature in twelve languages throughout South Asia from the Bangalore center.

The Mississauga center serves the literature needs of Canadian NA communities. Paul and Jacque Sullivan have recently retired from their posts in Canada.

We wish them health and happiness. Brian and Ilda Sullivan (Paul and Jacque's children) have stepped in to staff the center on an interim basis.



(continued from page 5)

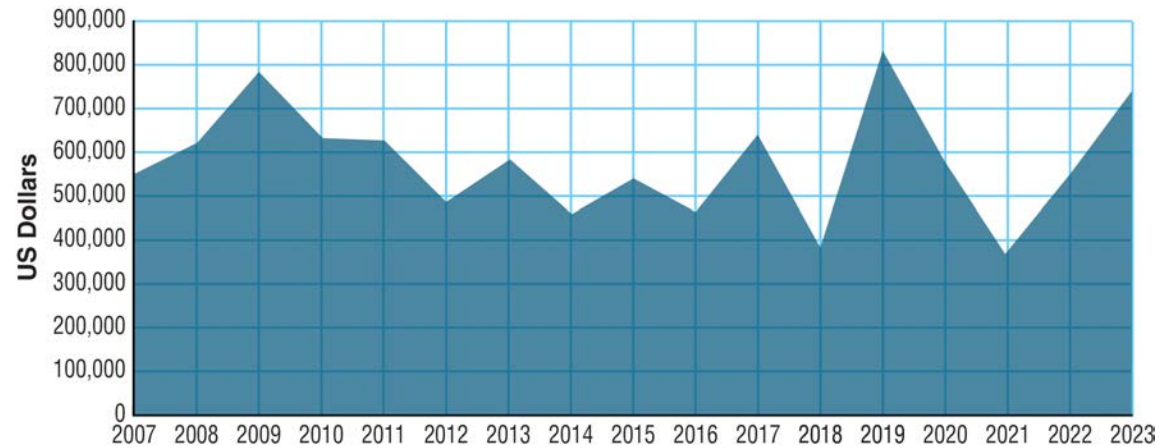
Fellowship development is back on the increase, as well. FY 2022–23 found us 12% over budget in FD for the best reason: a 45% increase in developmental literature. We were able to provide \$738,826 in free and subsidized literature—a 35% increase from 2022. We are so proud that even in this time of financial challenge, NA World Services was able to give close to three quarters of a million dollars in free and subsidized literature to NA communities and to members in institutions.

We have been talking about direct contributions in one way or another since 1984, but beginning in 2020, members, groups, and service bodies stepped up to make contributions and help shift our model from one dependent on lit sales to one based on contributions. As groups returned to meeting in person, we saw literature sales increase, and direct contributions decrease. This is not surprising: As local communities resume service, resources that had been passed directly to NAWS are again needed at the local level. But we can see the momentum building. Now more than ever, we are calling on established members to consider making regular donations part of their Twelfth Step, so we can ground our efforts in a consistent, steady fund flow.

We were happy to publish the *Spiritual Principle a Day* book during the 2022–2023 fiscal year, after a supply-related delay. *SPAD* was the first book-length piece created almost entirely through virtual workgroup meetings. The result is enriching the recovery of many members every day. In the previous fiscal year, free email subscriptions for the *Spiritual Principle a Day* had launched together with the *Just for Today* reading, well before the book itself was available. This seems to have generated additional excitement about the book when it went on sale in September 2022.

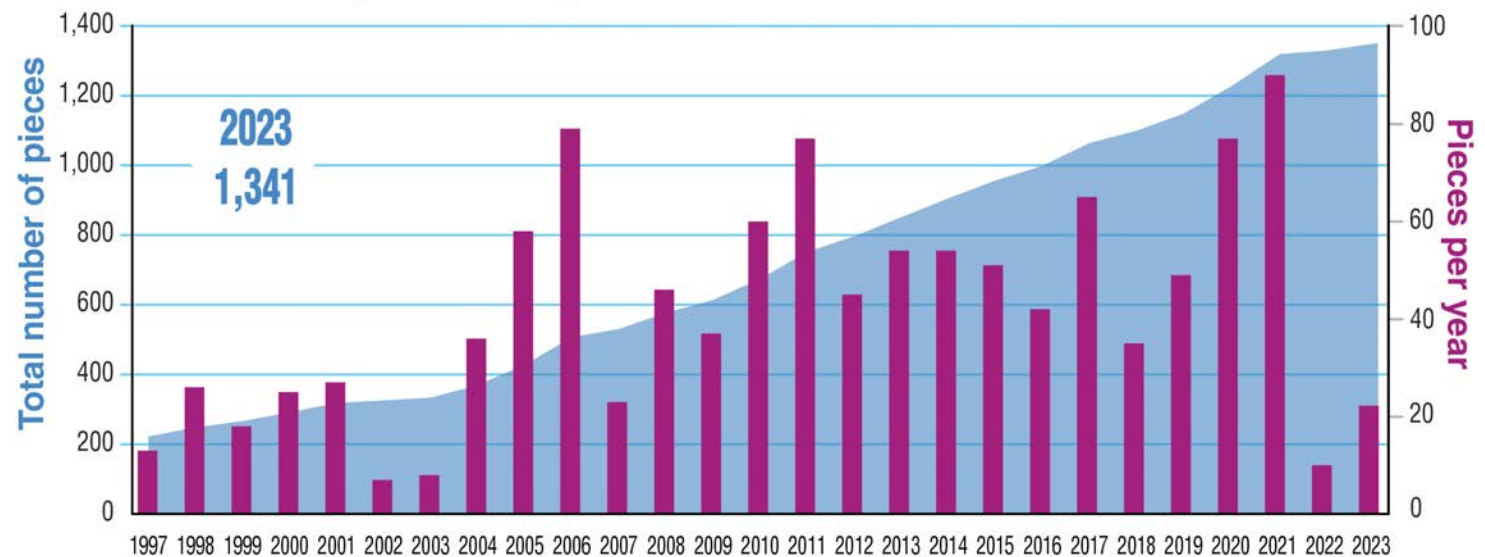
(continued next page)

### Cost to NAWS for Free & Subsidized Literature, 2007–2023



We support incarcerated members and NA communities in need by providing free and subsidized NA literature. This year we were able to provide nearly three-quarters of a million dollars in free and subsidized literature. Your contributions make it possible to carry the message this directly. Our gratitude speaks!

### Our Multilingual Catalog: Translated Literature and Other Products



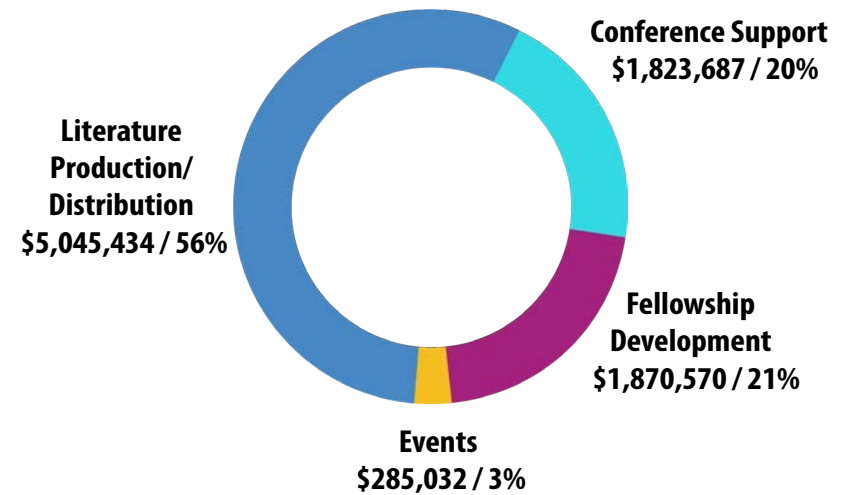


At the end of the fiscal year, we began an expensive, complex undertaking that will bear fruit for many seasons to come: We began updating our databases, our servers, and—in the coming fiscal year—our websites. This investment in hardware, software, and tech strategy has been a long time coming. (Our hardware was very old, and we’ve been keeping it running with hard work and ingenuity—but eventually that becomes a losing battle.) Investing in the databases, software, and hardware we need will allow us to run more securely, more reliably, and faster. Did you know that na.org fields over 400,000 emails a year? That includes everything from inquiries on how to start a meeting to pernicious spam. Managing so much information and communication takes a lot of hardware and a lot of attention. In June, our online store closed for two weeks as we mounted a massive installation, replacing 25-year-old software with shiny new, functional stuff. The results have been immediately felt in the important, invisible “back end.” We plan, over the course of the next several years, a steady rolling out of improvements on the front end—where members will see and feel the difference in our web presence, app, portals, and the store.

*(continued on page 10)*



## Actual Expenses for FY 2023



**Table 1: Annual WSC & Fellowship Development Expenses and Total Weekly Meetings Worldwide**

Fiscal Year	2019	2019 w/out Iran	2020	2020 w/out Iran	2021	2021 w/out Iran	2022	2022 w/out Iran	2023	2023 w/o Iran
Number of meetings (worldwide approx.)	70,065	48,091	76,075	50,000	76,075	50,000	76,075	50,000	72,215	48,481
Total contributions received from meetings worldwide	\$805,208	\$805,208	\$999,209	\$999,209	\$1,731,015	\$1,731,015	\$2,224,917	\$2,224,917	\$1,982,110	\$1,982,110
Annual contributions received per meeting worldwide	\$11.49	\$16.74	\$13.13	\$19.98	\$22.75	\$34.62	\$29.25	\$44.50	\$27.45	\$40.88
Cost to fund Fellowship services (WSC support and Fellowship development)	\$5,108,158		Cost to fund 70% of all services		Cost to fund 70% of limited services given emergency budget and layoffs		\$2,941,021		\$3,694,257	
			\$3,858,948		\$1,827,480					
Dollars needed annually per meeting worldwide to cover Fellowship services	\$72.91	\$106.22	\$50.73	\$77.18	\$24.02	\$36.55	\$38.66	\$58.82	\$51.16	\$76.20
Percentage of expenses currently covered by Fellowship contributions	16%	16%	26%	26%	95%	95%	76%	76%	54%	54%

# 101 languages!

Such a great milestone.  
We can do together what we cannot accomplish separately.

## Carrying the Message in 101 languages


Members are welcomed to NA with keytags in **65** languages.

IP #1, *Who What, How, and Why?* provides essential NA information in **57** languages.

The Basic Text in **39** languages offers addicts the opportunity for a new way of life.

- Afrikaans ○●●
- American Sign Lang. (ASL) ○●●
- Amharic ○
- Anglicized English ○●
- Arabic ○●●
- Armenian ●
- Assamese ●
- Azerbaijani ○●
- Bengali ○●
- Bengali (Bangladesh) ○●
- Blackfoot ○
- Bosnian ○●
- Braille ●●
- Brazilian Sign Lang. (Libras) ●
- Bulgarian ○●●
- CHamoru ○
- Catalan ●
- Cherokee ○
- Chinese ○●●
- Chinese Traditional ○
- Cree ●
- Croatian ○●●
- Czech ○●
- Danish ○●●
- Dari ●
- Darija ●
- Dzongkha ●
- English ○●●
- Estonian ○●●
- Farsi ○●●
- Filipino ○●●
- Finnish ○●●
- French ○●●
- Georgian ○●●
- German ○●●
- Greek ○●●
- Gujrati ●
- Hawaiian ○
- Hebrew ○●●
- Hindi ○●●
- Hungarian ○●●
- Icelandic ○●●
- Indonesian ○●●
- Innu-aimun ●
- Inuktitut/Inuit ●
- Irish [Gaelic] ○
- IsiXhosa ●
- IsiZulu (Zulu) ○●●
- Italian ○●●
- Japanese ○●●
- Kannada ○●●

- Kazakh ●
- Khmer ●
- Korean ○●●
- Latvian ○●●
- Lithuanian ○●●
- Malayalam ●
- Malay/Bahasa Melayu ○●●
- Maltese ○●●
- Manipuri ○●●
- Maori ●
- Marathi ○●
- Mizo ○
- Mongolian ●
- Nederlands/Dutch ○●●
- Nepali ○●●
- Norwegian ○●●
- Odia ○●●
- Papiamentu ○●
- Pashto ●
- Polish ○●●
- Portuguese ○●●
- Portuguese (Brazilian) ○●●
- Punjabi ○●●
- Romanian ○●
- Russian ○●●
- Rwandan/Kinyarwanda ●
- Sardinian ○
- Sateré-Maué ●
- Serbian ○●
- Sesotho ●
- Setswana ●
- Shona ●
- Sinhala ●
- Slovak ○●●
- Slovenian ○●●
- Spanish ○●●
- Swahili ○●●
- Swedish ○●●
- Tagalog ●
- Tamil ○●●
- Telugu ●
- Thai ○●●
- Turkish ○●●
- Ukrainian ○●●
- Urdu ○●●
- Uzbek ●
- Vietnamese ●
- Visayan/Bisaya ○●●
- Welsh ○
- Yup'ik ○



**Key**

- Keytag(s) produced in this language
- IP #1 is published in this language
- Basic Text is published in this language
- Recovery meeting, PSA, website, helpline, or local outreach occurs in this language

*This color indicates the countries where there are no NA meetings.*

**Translations play a huge role in growing NA.**  
NA literature is translated by local translation committees, or LTCs, made up of committed members who are native speakers. NA World Services supports the LTC, coordinates professional services, and publishes translated materials.

This poster can be found at [www.na.org/fdresources](http://www.na.org/fdresources) with many other Fellowship development resources.

(continued from page 8)

Some other highlights this fiscal year include:

- Audio Basic Texts were released in Brazilian Portuguese and Canadian French. (Find all eleven languages for streaming or download here: [www.na.org/audio](http://www.na.org/audio).)
- IP #1 was posted online in American Sign Language. (ASL IP #1 video and other ASL resources can be found here: [www.na.org/asl](http://www.na.org/asl).)
- The Service Basics and Handbooks on [www.na.org](http://www.na.org) were reorganized to be more user-friendly and easier to find ([www.na.org/basics](http://www.na.org/basics) and [www.na.org/handbooks](http://www.na.org/handbooks)).

We are celebrating the return of *Reaching Out*, the periodical publication for incarcerated members. It is available both on paper and virtually, and is beginning to be available on tablets in some facilities in the US. *Reaching Out* has been a lifeline and an important tool in carrying the message behind the walls.

*Virtual Meeting Basics* ([www.na.org/virtual](http://www.na.org/virtual)) launched online as World Board-approved service material and provided much-needed help and support to our burgeoning online communities. The 2023 WSC voted to recognize virtual groups, and we welcomed the thriving online community into our service system.

Although staffing is still well below pre-pandemic levels, we are very grateful to have begun rehiring. We are still pushing hard, but there is a freshness and optimism in every department as we see capacity returning. We, the Board, would like to thank everyone who serves the Fellowship, keeping the doors open for those yet to come. We would like to extend our heartfelt gratitude to the staff at NA World Services, whose tireless work is helping to make our collective Vision a reality.

Webinars continue to be well-attended and useful, bringing together NA members from across the world to share and care the NA way. In July, we had an open webinar on Fellowship development in English, Farsi, French, Polish, Portuguese, Russian, and Spanish. We celebrated Sponsorship Day together online, and the Unity Day Webinar on 3 September had over 1,000 connections on Zoom and YouTube—many of them at events, meaning even more members were able to participate. Conference participants also took part in regularly scheduled webinars (five this year), which improve communication and allow unprecedented collaboration between regions, zones, and the World Board. Again—from the depths of the pandemic, we have learned to use and optimize tools that improve our ability to communicate, collaborate, and carry the message. We are not “coming back” to where we were, but moving ahead to a new place in our development as a Fellowship.

(continued next page)



## World Service Conference

In 2023, the World Service Conference held its first truly hybrid WSC! While many of us were able to gather in person, almost 40 participants joined us virtually, and the Fellowship at large was able to listen live as well. Thanks to our staff and co-facilitators, the process was mostly smooth and very effective.

Remarkably in a year of scarce resources, the *Conference Agenda Report (CAR)* posted early, with video and PowerPoint summaries available online to help members understand and vote their conscience on the issues. The *CAR*, the Conference Approval Track (CAT), *Conference Report*, and supplemental materials were also made available virtually. The conference participant portal, electronic polling, and regular conference participant webinars improved communication and reduced costs. We are very grateful that 46 communities fully or partially funded their participation. The technology required for a hybrid WSC is expensive, and all the costs to hold the conference—travel, meeting space, A/V, and other services—have risen dramatically in recent years, more than offsetting any savings from self-funding and non-travelling participants. The conference determined that, in the future, all regions ought to self-fund if they are able; funding will be available upon request, but the conference is seeking sustainability in part by returning the responsibility of funding delegates to their regions and zones.

The shutdown has afforded us an opportunity to move forward with ideas and plans that have seemed for many years too bold or too difficult for us to try. In this cycle, the conference is innovating in our practices and in our thinking, voting to

- try a three-year cycle with a mid-cycle virtual meeting, until 2029.
- reboot its strategic planning initiatives, moving toward a more collaborative and coherent decision-making process.
- the *Fellowship Intellectual Property Trust* was revised for the first time. Zonal delegates are now recognized in the *FIPT* as decision makers, and the definition of recovery literature has been clarified. The *FIPT* Operational Rules and Use Policy were also revised.

Also at the conference, NAWS Executive Director Anthony Edmondson announced his retirement at the end of his contract in 2025. We are grateful for all Anthony has done for Narcotics Anonymous over the last four decades. Anthony has been a wise and selfless leader, and has set an example of ethical, forthright, and caring service. Without his clear-eyed, careful planning, we might not have made it through this challenging time. Over the course of this conference cycle, we look forward to Anthony leading us through World Convention of NA (WCNA) 38 in Washington, DC—and a smooth and well-crafted transition to our next phase in Narcotics Anonymous World Services.

*(continued next page)*

### Distribution data in charts and graphs for the 2023 fiscal year (FY 2023)

Context is important when considering the following data. Production is back on the upswing, but it is coming back from the abnormally low numbers that were consequent to the pandemic shutdown. So, even though the numbers are once again moving in the right direction, the disruption still bears on the figures and stymies the kind of trendline analysis we are accustomed to. It will take a few years before this new growth develops into a steady, predictable pattern once more.

### Book Distribution since 1983

Book (pub date)	Total distributed	% of total	Average per year
Basic Text (1983)	13,003,551	51.5%	325,089
<i>Just for Today</i> (1991)	3,657,253	14.5%	114,289
<i>Step Working Guides</i> (1998)	3,577,989	14.2%	143,120
<i>It Works: How &amp; Why</i> (1993)	3,179,370	12.6%	105,979
<i>Living Clean</i> (2012)	1,044,695	4.1%	94,972
<i>Sponsorship</i> (2004)	323,014	1.3%	17,001
<i>Guiding Principles</i> (2016)	292,293	1.2%	41,756
<i>Miracles Happen</i> (1998)	115,772	.5%	4,631
<i>A Spiritual Principle a Day</i> (2022)	78,095	.3%	78,095
	25,272,032	100%	924,932



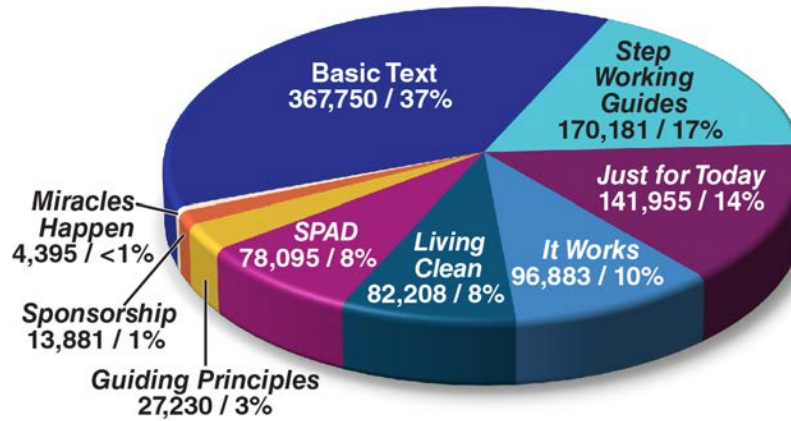
**The Basic Text still accounts for the “lion’s share” of our book distribution.**

The increased cost of A/V and IT services impacted both the WSC and planning for WCNA 38. We are excited to be holding a world convention for the first time since 2018, but are confronting increased expenses of everything about the event. Now more than ever, WCNA would be impossible without your service. Please register and volunteer! [www.na.org/wcna](http://www.na.org/wcna)

FY 2022–23 was proof to us that Narcotics Anonymous can weather any storm. While we continue the process of healing and renewal, we can look back on this experience with relief and awe. In Step Twelve, *It Works How and Why* tells us, “Our empathy isn’t abstract, nor is our understanding. Instead, it is born in shared experience. We greet each other with the recognition reserved for survivors of the same nearly fatal catastrophe. This shared experience, more than anything else, contributes to the atmosphere of unconditional love in our meetings.” We are grateful—and we know that the indomitable faith and commitment that has brought us to this point will lead us forward into brighter days ahead.

In gratitude,  
Your World Board

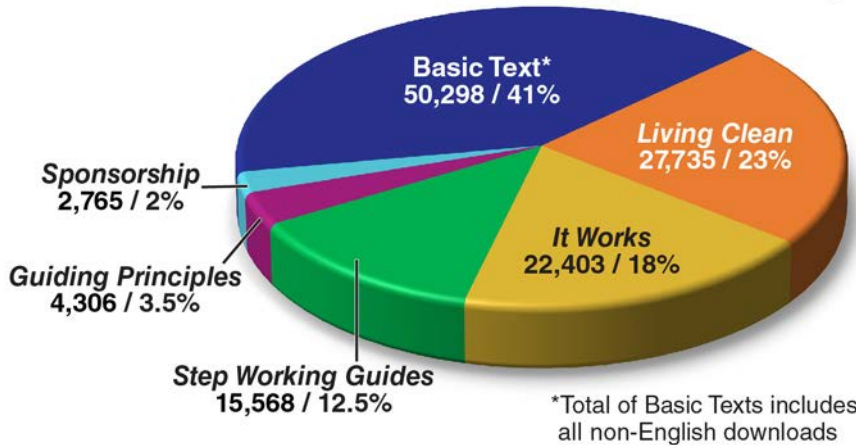
### FY 2023 Book Distribution



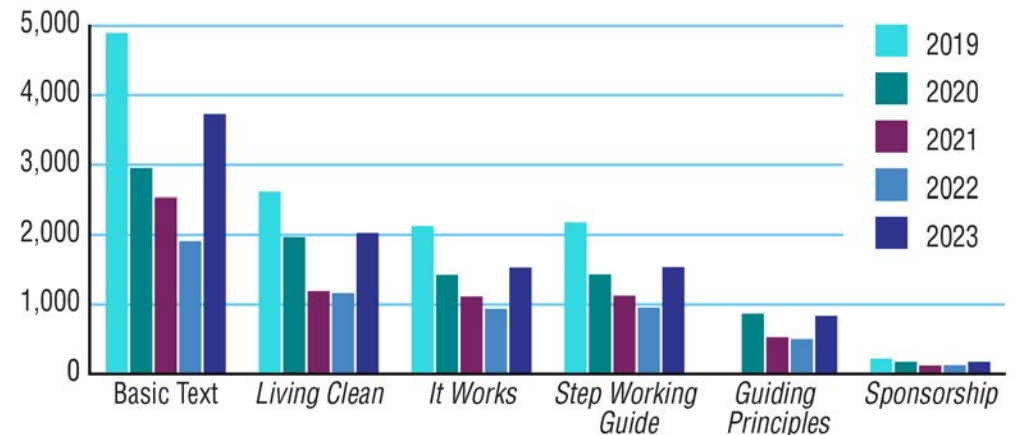
### Basic Text Distributed by Language FY 2023



### Electronic Book Sales Totals (2012–2023)



### Electronic Book Sales 2019–2023

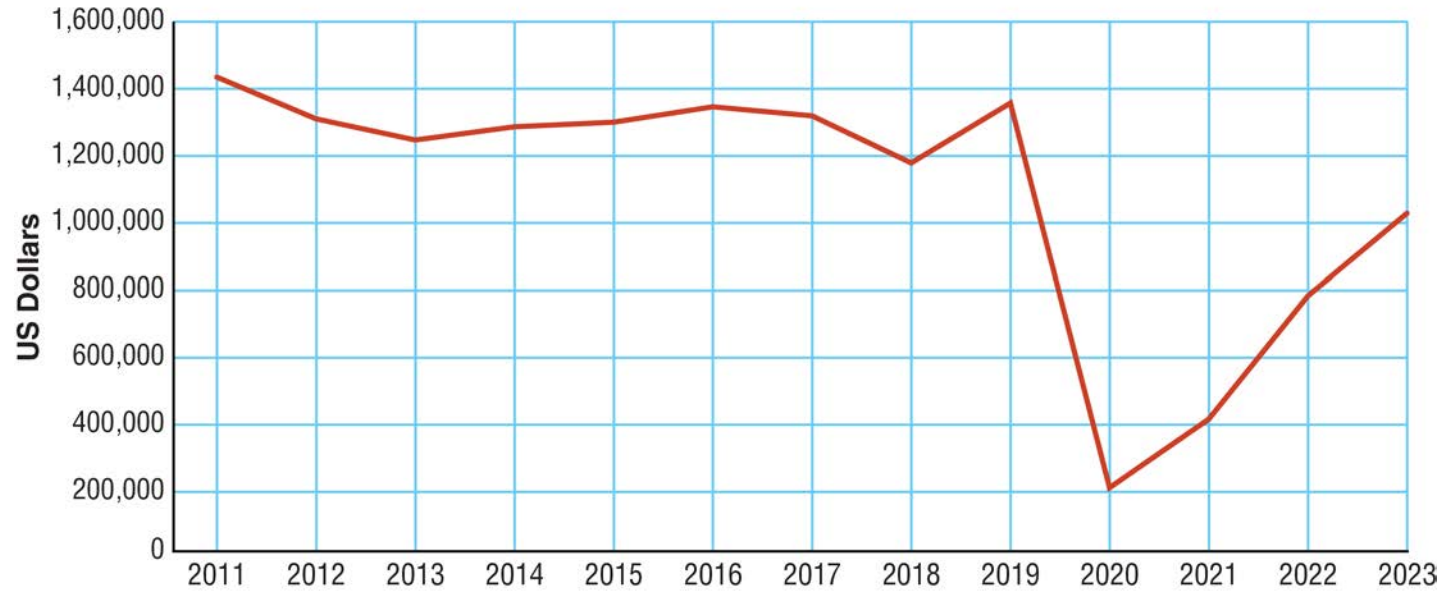


Although NA World Services has posted free electronic versions of IPs and booklets at [www.na.org/ips](http://www.na.org/ips) since 2005, many NA members first became aware of this service in 2020, when in-person meetings around the world closed down. Translated IPs, booklets, and audio versions of the Basic Text are added as they become available.

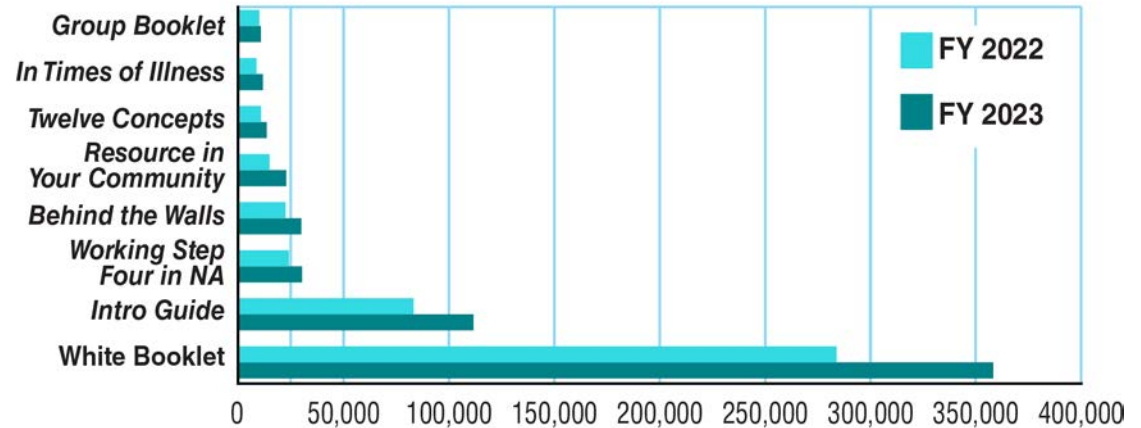
This tilt toward accessing NA literature in these free online formats has been transformative in how the NA message is carried. But it has had an effect on literature sales.

Fortunately, Fellowship contributions have offset that income loss. It is our hope that the mission-driven decision to provide free access to IPs and booklets will continue to be supported by the Fellowship.

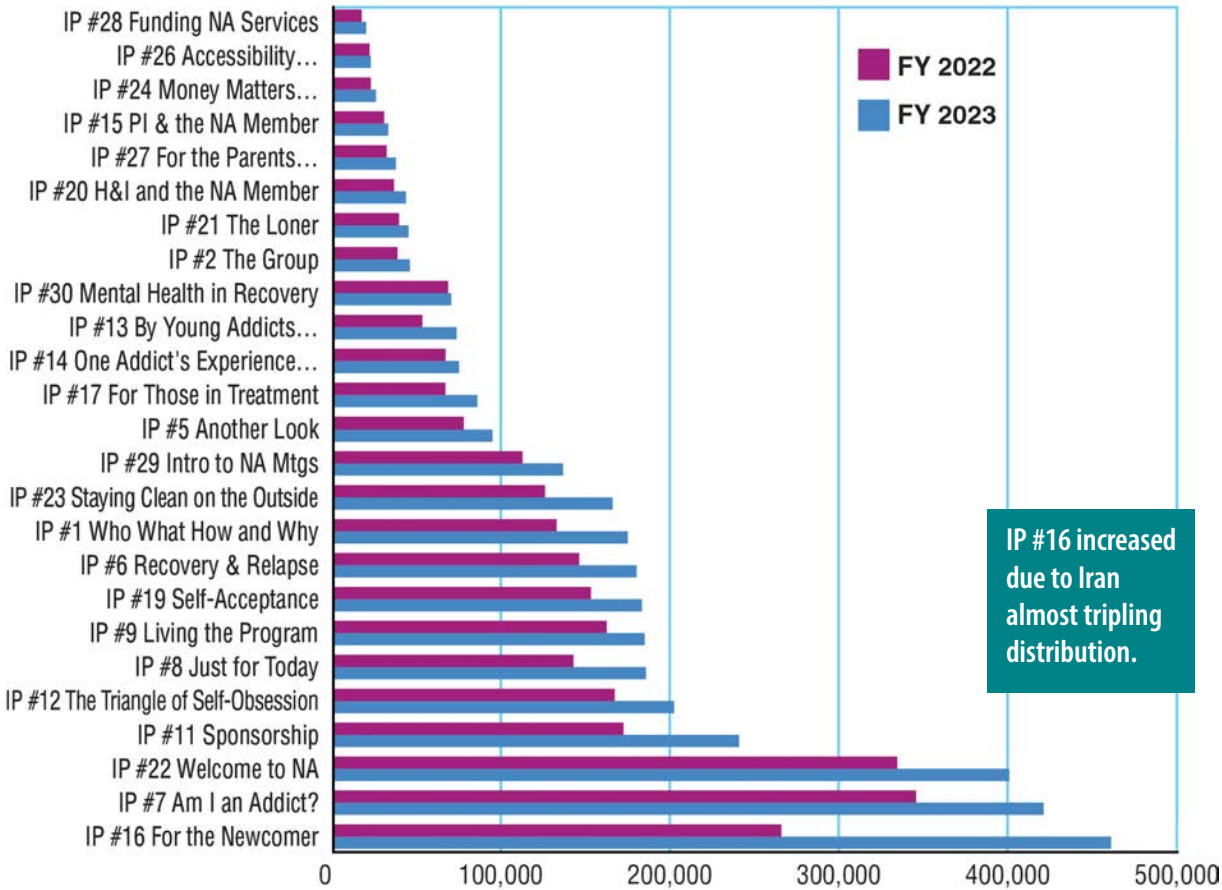
## Income from Other Recovery Literature (IPs and Booklets)



## Printed Booklets Distributed in FY 2023

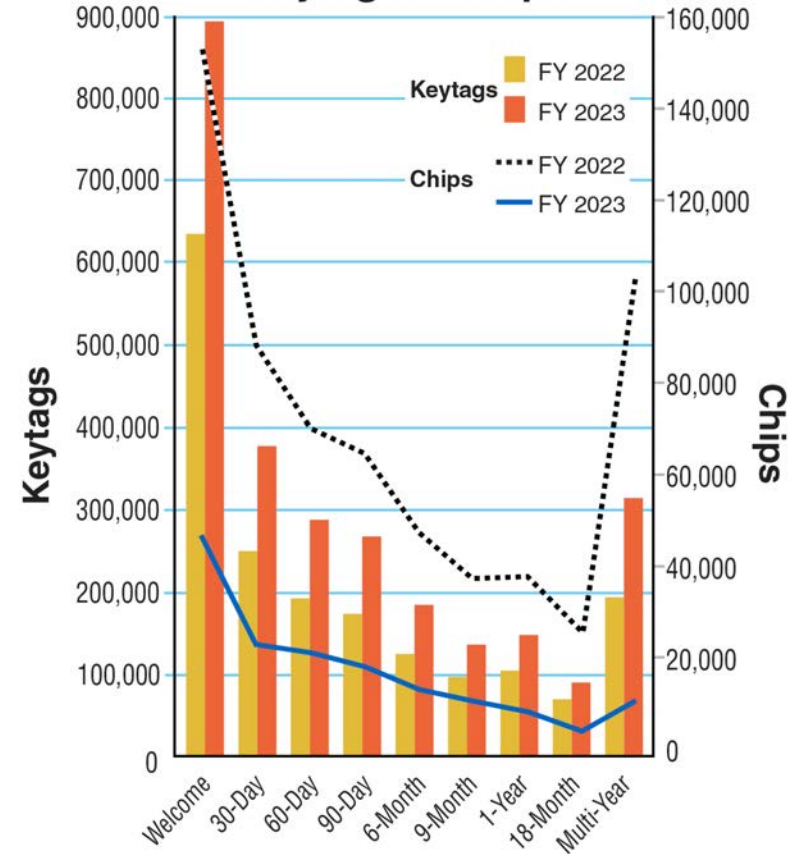


# Informational Pamphlets Distributed in Print FY 2023



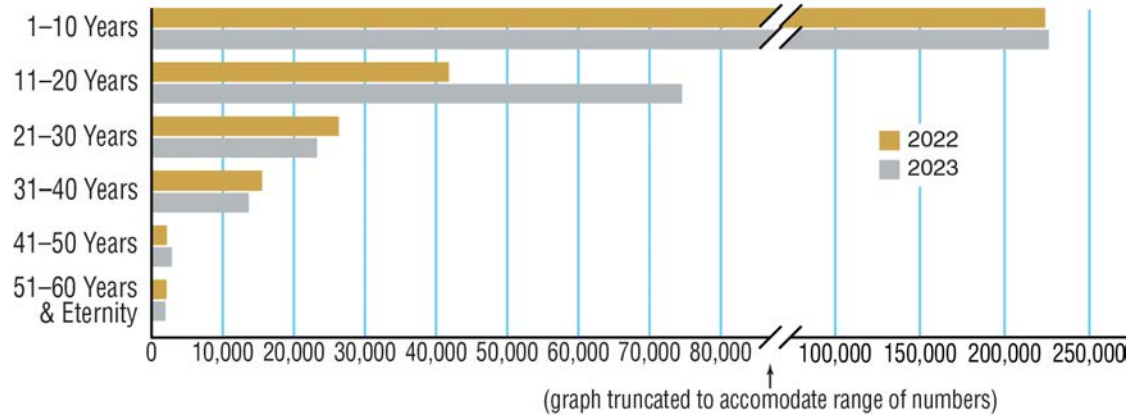
IP #16 increased due to Iran almost tripling distribution.

# Keytags & Chips



The large decrease in chip distribution is due to Iran switching back to keytags from chips after supply chain issues were resolved. Keytags are returning to pre-pandemic distribution.

# Medallion Distribution





This section is our primary delivery method of financial information to interested members and outside parties, as required by law to maintain our nonprofit status.

The following financial statements document NAWS' financial position at the end of FY 2023:

1. Consolidated Statement of Financial Position (Balance Sheet)
2. Consolidated Statement of Activities (Income Statement)
3. Fellowship Contributions Report
4. Independent Auditors' Report



## Narcotics Anonymous World Services Consolidated Statement of Financial Position

**Balance Sheet**

For the Twelve Months  
Ending 30 June 2023

### CURRENT ASSETS

Cash and Cash Equivalents		
Checking Accounts and Money Market	\$	2,841,510
Reserve Accounts		2,972,986
<b>Total Accessible Cash for Operations</b>	<b>\$</b>	<b>5,814,496</b>

Cash in Iran - ( US\$1 = IRR 42,007 )*		583,251
Reserve Accounts		0
<b>Cash Total</b>	<b>\$</b>	<b>6,397,747</b>

Accounts Receivable		
Accounts Receivable		807,300
Convention & Conference Clearing Accounts		0
Less Allowance for Doubtful Accounts		(110,270)
<b>Receivable Total</b>	<b>\$</b>	<b>697,030</b>

Inventory		5,015,734
Prepaid Expenses and Sales Deposits		235,323
WCNA Deposits and Prepaid Expenses		83,576
<b>Total Current Assets</b>	<b>\$</b>	<b>12,429,410</b>

### EQUIPMENT, FURNITURE AND IMPROVEMENTS

Equipment and Furniture	\$	1,200,247
Leasehold Improvements		1,182,986
Intellectual and Software Property		3,854,525
Less Accumulated Depreciation and Amortization		(5,353,179)
Right-of-use lease asset		2,152,472
Less ROU Accumulated Amortization		(636,010)
<b>Total Equipment, Furniture and Improvements</b>	<b>\$</b>	<b>2,401,041</b>

<b>TOTAL ASSETS</b>	<b>\$</b>	<b>14,830,451</b>
---------------------	-----------	-------------------

### CURRENT LIABILITIES

Accounts Payable	\$	1,784,109
Accrued Payroll Expense		334,292
Accrued Accounts Payable - Iran		1,692,056
Operating Lease Obligations, current portion		
Economic Injury Disaster Loan, current portion		
<b>Total Current Liabilities</b>	<b>\$</b>	<b>2,118,401</b>

### LONG TERM LIABILITIES

Operating Lease Obligations, less current portion	\$	1,531,171
Economic Injury Disaster Loan	\$	102,621
<b>Total Long Term Liabilities</b>	<b>\$</b>	<b>1,633,792</b>

### DEFERRED INCOME

Conventions		0
<b>Total Deferred Income</b>		<b>0</b>

### NET ASSETS

Previous Unrestricted Net Assets		8,810,570
Current Gain / (Loss) Unrestricted Net Assets		2,267,688
<b>Total Net Assets</b>	<b>\$</b>	<b>11,078,258</b>

<b>TOTAL LIABILITIES AND NET ASSETS</b>	<b>\$</b>	<b>14,830,451</b>
---	-----------	-------------------

\*This is based on the official exchange rate for IRR as required by US accounting practices. The street rate which is what we have available would make this figure \$40,970 as of 30 Jun 2024.

# Narcotics Anonymous World Services Consolidated Statement of Financial Position

**Income Statement** For the Twelve Months  
Ending 30 June 2023

	YTD ACTUAL	YTD BUDGET	VARIANCE	VARIANCE%	ANNUAL
<b>INCOME</b>					
<b>RECOVERY LITERATURE INCOME</b>					
BASIC TEXT	\$ 1,740,599	\$ 1,472,012	\$ 268,587	18%	\$1,472,012
BASIC TEXT: Translated	254,951	182,530	72,421	40%	182,530
BASIC TEXT: Softcover	1,049,175	879,059	170,116	19%	879,059
JUST FOR TODAY	779,865	746,677	33,188	4%	746,677
WORKS: HOW & WHY	649,427	569,384	80,042	14%	569,384
SPONSORSHIP BOOK	38,410	26,225	12,185	46%	26,225
STEP WORKING GUIDES	893,693	789,707	103,985	13%	789,707
LIVING CLEAN	437,964	378,886	59,077	16%	378,886
GUIDING PRINCIPLES	185,640	132,301	53,339	40%	132,301
A SPIRITUAL PRINCIPAL A DAY	1,056,642	470,000	586,642	125%	470,000
ePUB BOOKS	99,168	139,534	(40,366)	-29%	139,534
LITERATURE INCOME (IRAN)**	3,850,952	196,982	3,653,970	1855%	196,982
OTHER RECOVERY LITERATURE	1,030,285	438,716	591,569	135%	438,716
<b>Subtotal</b>	<b>\$12,066,771</b>	<b>\$ 6,422,014</b>	<b>\$ 5,644,757</b>	<b>88%</b>	<b>\$6,422,014</b>
<b>OTHER INVENTORY INCOME</b>					
MEDALLIONS	\$ 923,344	\$ 721,338	\$ 202,006	28%	\$ 721,338
KEY TAGS & CHIPS	1,165,683	659,089	506,595	77%	659,089
NON-FIPT INFORMATION BOOKLETS	17,209	8,086	9,123	113%	8,086
SERVICE MATERIAL	145,234	68,252	76,982	113%	68,252
SPECIALTY ITEMS	220,563	103,261	117,302	114%	103,261
MIRACLES HAPPEN	26,994	20,188	6,805	34%	20,188
<b>Subtotal</b>	<b>\$ 2,499,027</b>	<b>\$ 1,580,215</b>	<b>\$ 918,813</b>	<b>58%</b>	<b>\$1,580,215</b>
SHIPPING	\$ 776,629	\$ 568,822	\$ 207,808	37%	\$ 568,822
DISCOUNTS	(1,526,009)	(1,001,035)	(524,973)	52%	(1,001,035)
DEVELOPMENTAL SUBSIDIES & ALLOWANCES	(241,460)	(130,596)	(110,863)	85%	(130,596)
<b>Subtotal</b>	<b>\$ (990,839)</b>	<b>\$ (562,810)</b>	<b>\$ (428,029)</b>	<b>76%</b>	<b>\$ (562,810)</b>
<b>Gross Literature Income (less discounts)</b>	<b>\$13,574,959</b>	<b>\$ 7,439,419</b>	<b>\$ 6,135,541</b>	<b>82%</b>	<b>\$7,439,419</b>
<b>Gross Literature Income ( without IRAN)</b>	<b>\$ 9,724,007</b>	<b>\$ 7,242,436</b>	<b>\$ 2,481,571</b>	<b>34%</b>	<b>\$7,242,436</b>
<b>RECOVERY LITERATURE COST OF GOODS</b>					
BASIC TEXT	\$ 428,434	\$ 304,746	\$ 123,688	41%	\$ 304,746
BASIC TEXT: Translated	71,402	42,108	29,293	70%	42,108
BASIC TEXT: Softcover	158,393	132,914	25,479	19%	132,914
JUST FOR TODAY	122,281	89,036	33,245	37%	89,036
WORKS: HOW & WHY	133,356	97,732	35,624	36%	97,732
SPONSORSHIP BOOK	9,709	5,726	3,983	70%	5,726
STEP WORKING GUIDES	132,702	83,571	49,131	59%	83,571
LIVING CLEAN	81,658	63,650	18,008	28%	63,650
GUIDING PRINCIPLES	25,701	23,841	1,859	8%	23,841
A SPIRITUAL PRINCIPAL A DAY	134,968	70,000	64,968	93%	70,000
ePUB BOOKS	29,751	47,043	(17,292)	-37%	47,043
LITERATURE INCOME (IRAN)**	2,649,822	118,399	2,531,423	2138%	118,399
OTHER RECOVERY LITERATURE	234,227	92,570	141,658	153%	92,570
<b>Subtotal</b>	<b>\$ 4,212,404</b>	<b>\$ 1,171,335</b>	<b>\$ 3,041,069</b>	<b>260%</b>	<b>\$1,171,335</b>

	YTD ACTUAL	YTD BUDGET	VARIANCE	VARIANCE%	ANNUAL
<b>OTHER INVENTORY INCOME</b>					
MEDALLIONS	\$ 185,876	\$ 150,225	\$ 35,651	24%	\$ 150,225
KEY TAGS & CHIPS	293,863	139,349	154,514	111%	139,349
NON-FIPT INFORMATION BOOKLETS	2,749	2,045	704	34%	2,045
SERVICE MATERIAL	54,342	18,040	36,302	201%	18,040
SPECIALTY ITEMS	51,234	38,706	12,528	32%	38,706
MIRACLES HAPPEN	6,207	4,378	1,829	42%	4,378
INVENTORY ADJUSTMENT - no budget	(178,649)	-	(178,649)	-	-
<b>Subtotal</b>	<b>\$ 415,622</b>	<b>\$ 352,743</b>	<b>\$ 62,879</b>	<b>18%</b>	<b>\$ 352,743</b>
<b>Total Cost of Goods</b>	<b>\$ 4,628,027</b>	<b>\$ 1,524,078</b>	<b>\$ 3,103,948</b>	<b>204%</b>	<b>\$1,524,078</b>
<b>Total Cost of Goods without IRAN</b>	<b>\$ 1,978,205</b>	<b>\$ 1,405,679</b>	<b>\$ 572,525</b>	<b>41%</b>	<b>\$1,405,679</b>
<b>Net Literature Income</b>	<b>\$ 8,946,933</b>	<b>\$ 5,915,340</b>	<b>\$ 3,031,592</b>	<b>51%</b>	<b>\$5,915,340</b>
<b>Net Literature Income without IRAN</b>	<b>\$ 7,745,803</b>	<b>\$ 5,836,757</b>	<b>\$ 1,909,046</b>	<b>33%</b>	<b>\$5,836,757</b>
<b>FELLOWSHIP CONTRIBUTIONS</b>					
Members	\$ 642,042	\$ 715,053	\$ (73,011)	-10%	\$ 715,053
Groups	164,998	140,286	24,712	18%	140,286
Areas	187,076	175,902	11,173	6%	175,902
Regions	847,473	728,455	119,018	16%	728,455
Events/Conventions	80,736	94,858	(14,122)	-15%	94,858
Unity Day	-	-	-	-	-
Zonal & Other Forums	59,786	84,183	(24,398)	-29%	84,183
<b>Total Contributions</b>	<b>\$ 1,982,110</b>	<b>\$ 1,938,737</b>	<b>\$ 43,373</b>	<b>2%</b>	<b>\$1,938,737</b>
<b>MISCELLANEOUS INCOME</b>					
LICENSED VENDOR PAYMENTS	\$ 45,182	\$ 30,000	\$ 15,182	51%	\$ 30,000
PPP CREDIT	517,150	-	517,150	-	-
INTEREST	9,273	10,000	(727)	-7%	10,000
MISCELLANEOUS	10,610	-	10,610	-	-
INTERBRANCH	5,625	-	5,625	-	-
<b>Total Miscellaneous Income</b>	<b>\$ 587,840</b>	<b>\$ 40,000</b>	<b>\$ 547,840</b>	<b>1370%</b>	<b>\$ 40,000</b>
<b>OPERATING INCOME</b>	<b>\$11,516,883</b>	<b>\$ 7,894,077</b>	<b>\$ 3,622,806</b>	<b>46%</b>	<b>\$7,894,077</b>
<b>OPERATING INCOME (Not including IRAN)</b>	<b>\$10,315,753</b>	<b>\$ 7,815,494</b>	<b>\$ 2,500,259</b>	<b>32%</b>	<b>\$7,815,494</b>

\*\*Funds reported as income and expense at WSO Iran are shown as required under US accounting practices. Those practices require us to use published bank rates while the only real exchange available is the "street" rate. The net income over expense in Rials at WSO Iran for FY 2023 shows \$323,009 but is actually \$22,690 as of June 2024.

# Narcotics Anonymous World Services Consolidated Statement of Financial Position

**Income Statement** For the Twelve Months  
Ending 30 June 2023

EXPENSE	YTD ACTUAL	YTD BUDGET	VARIANCE	VARIANCE%	ANNUAL
<b>LITERATURE PRODUCTION &amp; DISTRIBUTION</b>					
<b>FIXED OPERATIONAL EXPENSES</b>					
IN HOUSE PRODUCTION (not included in Cost of Goods)	\$ 857,742	\$ 872,889	\$ (15,146)	-2%	\$ 872,889
TRANSLATIONS (not included in Cost of Goods)	52,760	33,879	18,881	56%	33,879
LITERATURE DISTRIBUTION (IRAN)**	878,121	33,000	845,121	2561%	33,000
SHIPPING	773,339	552,543	220,796	40%	552,543
BUSINESS PLAN WORKGROUP	-	-	-	-	-
LEGAL	72,076	248,503	(176,427)	-71%	248,503
LIT P&D TRAVEL AND EXCHANGE EXPENSES	(36,460)	7,000	(43,460)	-621%	7,000
ACCOUNTING	26,071	\$ 25,054	1,016	4%	\$ 25,054
PERSONNEL	1,550,244	1,367,305	182,939	13%	1,367,305
OVERHEAD	674,764	595,503	79,261	13%	595,503
TECHNOLOGY	196,777	187,572	9,204	5%	187,572
<b>Total Literature Production &amp; Distribution</b>	<b>\$ 5,045,434</b>	<b>\$ 3,923,248</b>	<b>\$ 1,122,185</b>	<b>29%</b>	<b>\$3,923,248</b>
<b>Total Literature Production &amp; Distribution without IRAN</b>	<b>\$ 4,781,587</b>	<b>\$ 3,890,248</b>	<b>\$ 891,338</b>	<b>23%</b>	<b>\$3,890,248</b>
<b>WORLD SERVICE CONFERENCE SUPPORT</b>					
<b>FIXED OPERATIONAL EXPENSES</b>					
PUBLICATIONS	\$ 3,252	\$ 10,000	\$ (6,748)	-67%	\$ 10,000
WORLD SERVICE CONFERENCE BIENNIAL MEETING	546,233	512,000	34,233	7%	512,000
WORLD BOARD	96,493	122,000	(25,507)	-21%	122,000
HUMAN RESOURCE PANEL	25,071	20,076	4,995	25%	20,076
WSC CO-FACILITATOR	6,833	6,000	833		6,000
ACCOUNTING	12,203	\$ 11,728	476	4%	\$ 11,728
PERSONNEL	725,646	640,015	85,631	13%	640,015
OVERHEAD	315,847	278,746	37,101	13%	278,746
TECHNOLOGY	92,108	87,800	4,308	5%	87,800
<b>Subtotal</b>	<b>\$ 1,823,687</b>	<b>\$ 1,688,365</b>	<b>\$ 135,322</b>	<b>8%</b>	<b>\$1,688,365</b>
<b>VARIABLE OPERATIONAL EXPENSES</b>					
<b>Total World Service Conference Support</b>	<b>\$ 1,823,687</b>	<b>\$ 1,688,365</b>	<b>\$ 135,322</b>	<b>8%</b>	<b>\$1,688,365</b>

	YTD ACTUAL	YTD BUDGET	VARIANCE	VARIANCE%	ANNUAL
<b>FELLOWSHIP DEVELOPMENT</b>					
<b>FIXED OPERATIONAL EXPENSES</b>					
PUBLICATIONS	\$ 3,509	\$ 5,608	\$ (2,099)	-37%	\$ 5,608
FELLOWSHIP SUPPORT	9,918	15,000	(5,082)	-34%	15,000
PUBLIC RELATIONS	2,263	3,000	(737)	-25%	3,000
DEVELOPMENTAL LITERATURE	497,584	343,276	154,308	45%	343,276
ACCOUNTING	14,422	\$ 13,860	\$ 562	4%	\$ 13,860
PERSONNEL	857,582	756,381	101,200	13%	756,381
OVERHEAD	373,274	329,427	43,846	13%	329,427
TECHNOLOGY	108,855	103,763	5,092	5%	103,763
<b>Subtotal</b>	<b>\$ 1,867,407</b>	<b>\$ 1,570,316</b>	<b>\$ 297,091</b>	<b>19%</b>	<b>\$1,570,316</b>
<b>VARIABLE OPERATIONAL EXPENSES</b>					
SPIRITUAL PRINCIPLE A DAY BOOK	\$ 3,163	\$ -	\$ 3,163		-
<b>Total Fellowship Development</b>	<b>\$ 1,870,570</b>	<b>\$ 1,570,316</b>	<b>\$ 300,254</b>	<b>19%</b>	<b>\$1,570,316</b>
<b>EVENTS</b>					
<b>FIXED OPERATIONAL EXPENSES</b>					
FUTURE (AND PRIOR) CONVENTIONS	\$ 24,621	\$ 8,834	\$ 15,787		\$ 8,834
ACCOUNTING	2,773	2,665	108	4%	2,665
PERSONNEL	164,920	145,458	19,462	13%	145,458
OVERHEAD	71,783	63,351	8,432	13%	63,351
TECHNOLOGY	20,934	19,955	979	5%	19,955
<b>Total Events (Not including WCNA)</b>	<b>\$ 285,032</b>	<b>\$ 240,263</b>	<b>\$ 44,768</b>	<b>19%</b>	<b>\$ 240,263</b>
<b>EXPENSES (For activity areas only)</b>	<b>\$9,024,722</b>	<b>\$7,422,193</b>	<b>\$1,602,529</b>	<b>22%</b>	<b>\$7,422,193</b>
<b>EXPENSES (Activity Areas w/o IRAN)</b>	<b>\$8,760,875</b>	<b>\$7,389,193</b>	<b>\$1,371,682</b>	<b>19%</b>	<b>\$7,389,193</b>
<b>EXCESS REVENUE/EXPENSE (Cash Activities only)</b>	<b>\$ 2,492,161</b>	<b>\$ 471,884</b>	<b>\$ 2,020,276</b>	<b>428%</b>	<b>\$ 471,884</b>
<b>NON-CASH ITEMS</b>					
DEPRECIATION AND AMORTIZATION EXPENSE	\$ 224,475	\$ 375,000	\$ (150,525)	-40%	\$ 375,000
<b>TOTAL EXPENSE cash and non-cash</b>	<b>\$9,249,197</b>	<b>\$7,797,193</b>	<b>\$1,452,005</b>	<b>19%</b>	<b>\$7,797,193</b>
<b>TOTAL EXCESS REV/EXP (Not inc. WCNA)</b>	<b>\$ 2,267,686</b>	<b>\$ 96,884</b>	<b>\$ 2,170,801</b>	<b>2241%</b>	<b>\$ 96,884</b>
<b>TOTAL EXCESS REV/EXP (Not inc. IRAN)</b>	<b>\$ 1,330,403</b>	<b>\$ 51,301</b>	<b>\$ 1,279,101</b>	<b>2493%</b>	<b>\$ 51,301</b>
<b>INCREASE (DECREASE) NET ASSETS</b>	<b>\$2,267,686</b>	<b>\$96,884</b>	<b>\$2,170,801</b>	<b>2241%</b>	<b>\$96,884</b>
<b>INCREASE (DECREASE) without IRAN</b>	<b>\$1,330,403</b>	<b>\$51,301</b>	<b>\$1,279,101</b>	<b>2493%</b>	<b>\$51,301</b>

\*\*Funds reported as income and expense at WSO Iran are shown as required under US accounting practices. Those practices require us to use published bank rates while the only real exchange available is the "street" rate. The net income over expense in Rials at WSO Iran for FY 2023 shows \$323,009 but is actually \$22,690 as of June 2024.

# Fellowship Contributions Report

1 July 2022 through 30 June 2023

Please note: Contributions that are made through our original contributions portal (the "Contributions within NA Regions" option on this page, [www.na.org/contribute](http://www.na.org/contribute)) are listed in this report by name or service body. All other contributions are included in the first category of this report.

● Individuals ● Groups ● Area ● Regions ● Activities / Zonal Forums

Contributor (# of contributions)	FY 2023 contributions	+/-/= compared to FY 2022	Contributor (# of contributions)	FY 2023 contributions	+/-/= compared to FY 2022	Contributor (# of contributions)	FY 2023 contributions	+/-/= compared to FY 2022
<b>Quick Contributions</b>			<b>Options for Us Group (0)</b>			<b>Twelve Steps New Life Group (12)</b>		
Members/Groups/Service Bodies/Events	491,620.40	-	Phoenix Area (4)	2,286.49	-	Unity Area (2)	480.96	+
<i>DonorBox Total:</i>	491,620.40	-	Saturday Morning Group (11)	829.60	-	Xodus Group (0)	0.00	-
<b>ABCD Region</b>			Saturday Morning Serenity Group (0)	0.00	-	<i>Best Little Region Total:</i>	8,506.67	+
ABCD Region (9)	8,093.81	+	West Valley Area (3)	668.05	+	<b>Big Moscow Region</b>		
Berkshire County Area (4)	581.01	-	<i>Arizona Region Total:</i>	27,460.69	-	Big Moscow Region (0)	0.00	-
Freeway Group (1)	50.00	+	<b>Arkansas Region</b>			<i>Big Moscow Region Total:</i>	0.00	-
Green Mountain Area (1)	2,151.22	+	Arkansas Region (3)	6,267.76	+	<b>Brazil Region</b>		
Individual Members (1)	20.00	+	Central Arkansas Area (6)	1,655.16	-	Individual Members (0)	0.00	-
Mid-Hudson Area (13)	484.65	-	Clean & Serene Group (0)	0.00	-	<i>Brazil Region Total:</i>	0.00	-
Never Alone Group (4)	177.00	+	Foothills Unity Area (1)	161.27	-	<b>Brazil Sul Region</b>		
<i>ABCD Region Total:</i>	11,557.69	+	Individual Members (1)	100.00	-	Brazil Sul Region (1)	90.00	-
<b>Alabama/NW Florida Region</b>			Just For Today Group (0)	0.00	-	Individual Members (0)	0.00	-
New Idea Group (2)	50.00	+	Living Clean Group (0)	0.00	-	<i>Brazil Sul Region Total:</i>	90.00	-
Expect A Miracle Group (0)	0.00	-	New Start Group (3)	383.09	+	<b>British Columbia Region</b>		
Individual Members (0)	0.00	-	RAW Group (Recovery at Work) (0)	0.00	-	British Columbia Region (2)	413.34	-
<i>Alabama/NW Florida Region Total:</i>	50.00	-	<i>Arkansas Region Total:</i>	8,567.28	+	Cloverdale Group (0)	0.00	-
<b>Alaska Region</b>			<b>Australian Region</b>			Courtenay Unity Group (1)	147.57	-
Alaska Region (1)	900.00	+	Australian Region (4)	49,951.98	-	Individual Members (53)	2,936.07	+
Higher Ground Group (0)	0.00	-	Individual Members (37)	689.00	-	Journey to the Top Group (1)	112.07	-
Individual Members (14)	232.81	+	<i>Australian Region Total:</i>	50,640.98	-	Just As We Are Group (1)	200.00	-
Kenai Peninsula Area (1)	2,000.00	+	<b>Bahrain</b>			Kamloops Area (1)	585.86	+
Walk Your Talk Group (2)	150.00	-	Individual Members (1)	10.00	+	Key Tags Not Toe Tags Group (0)	0.00	-
<i>Alaska Region Total:</i>	3,282.81	+	<i>Bahrain Total:</i>	10.00	+	Ladysmith Steps & Traditions Group (0)	0.00	-
<b>AL-SASK Region</b>			<b>Baja Son Region</b>			New Hope Group (0)	0.00	-
AL-SASK Region (2)	616.15	-	Baja Son Region (2)	922.00	+	New West Nooners Group (3)	593.99	+
Central Saskatchewan Area (1)	737.83	+	<i>Baja Son Region Total:</i>	922.00	+	Pride in recovery Group (0)	0.00	-
Forward Bound Group (1)	73.80	+	<b>Belgium Region</b>			Reconstruction Group (1)	368.92	+
Individual Members (19)	499.00	-	Belgium Region (1)	990.10	+	Revelstoke Hope Group (1)	500.00	+
Peace Area (1)	1,470.73	+	Farsi Group Brussels (2)	262.95	+	South of Fraser Area (1)	1,468.97	+
<i>AL-SASK Region Total:</i>	3,397.51	-	Individual Members (0)	0.00	-	South Okanagan Area (0)	0.00	-
<b>Aotearoa New Zealand Region</b>			NA Antwerp Area (0)	0.00	-	South Vancouver Island Area (0)	0.00	-
Aotearoa New Zealand Region (2)	3,137.98	-	Tuesday Group Vleurgat (0)	0.00	-	Steps to Freedom Group (0)	0.00	-
Individual Members (0)	0.00	-	<i>Belgium Region Total:</i>	1,253.05	-	Step It Up Group (1)	220.02	+
<i>Aotearoa New Zealand Region Total:</i>	3,137.98	-	<b>Best Little Region</b>			Tri-Cities Area (0)	0.00	-
<b>Argentina Region</b>			12 Steps - New Life Group (12)	1,310.02	+	Vancouver Area (1)	181.93	-
Individual Members (12)	195.00	+	Best Little Region (2)	1,000.00	+	Vancouver Island North & Powell River Area (0)	0.00	-
<i>Argentina Region Total:</i>	195.00	+	Best Little Region Convention (1)	3,974.76	+	West Coast Area (0)	0.00	-
<b>Arizona Region</b>			Here & Now Group (2)	550.00	+	<i>British Columbia Region Total:</i>	7,728.74	-
Arizona Region (3)	18,000.00	-	Individual Members (2)	7.00	-	<b>Buckeye Region</b>		
East Valley Area (11)	2,971.10	+	Llano Estacado Area (1)	100.00	-	Buckeye Region (3)	3,100.00	+
Individual Members (29)	974.31	-	No Matter What Group (2)	80.00	+	Hopeful Beginnings Group (1)	84.62	+
It's Time Group (3)	732.40	+	No Matter What Group (0)	0.00	-	LEGS Area (1)	500.00	+
Moment of Clarity Group (2)	143.24	+	Nothing to Fear Group (9)	551.85	+	More Will Be Revealed Group (1)	500.00	+
Not Just Another NA Group (7)	355.50	+	Panhandle Area (1)	100.00	=	Tuesday/Thursday Morning Recovery Group (3)	80.00	+
O'HA NA Group (5)	500.00	-	Serenity Group (4)	150.00	+	Western Reserve Area (12)	320.00	+
						<i>Buckeye Region Total:</i>	4,584.62	+

Contributor (# of contributions)	FY 2023 contributions	+/-/= compared to FY 2022	Contributor (# of contributions)	FY 2023 contributions	+/-/= compared to FY 2022	Contributor (# of contributions)	FY 2023 contributions	+/-/= compared to FY 2022
<b>California Inland Region</b>			Check Up From the Neck Up Group (1)	22.50	-	Recovery Works Group (1)	82.25	-
California Inland Region (3)	16,402.51	+	Experience, Strength & Hope Group (1)	35.00	-	Rock River Area (0)	0.00	-
Individual Members (1)	25.00	+	Individual Members (15)	549.00	+	<b>Chicagoland Region Total:</b> 5,289.33 -		
Southwest Area (1)	457.94	-	NAmE-less Group (2)	62.50	+	<b>Colombia Region</b>		
We Do Recover Group (11)	98.00	+	New Dominion Area (1)	3,641.30	+	Colombia Region (0)	0.00	-
<b>California Inland Region Total:</b>	<b>16,983.45</b>	<b>+</b>	New River Valley Area (4)	100.00	-	Grupo Fenix (0)	0.00	-
<b>California Mid-State Region</b>			New Vision Group (2)	40.00	-	Individual Members (0)	0.00	-
Being Clean is Happening Group (0)	0.00	-	Peninsula Area (0)	0.00	-	Medellin Area (0)	0.00	-
California Mid-State Region (1)	5,000.00	+	Piedmont Area (4)	1,050.00	+	Sur Antioquia Area (0)	0.00	-
Caring & Sharing Group (4)	222.29	+	Rappahannock Area (1)	50.00	+	<b>Colombia Region Total:</b> 0.00 -		
Central Sierra South Area (1)	108.38	+	Surrender To Win Group (1)	20.00	+	<b>Colorado Region</b>		
Gold Country Area (0)	0.00	-	Visible Changes Group (12)	60.00	+	Addicts Seeking Sanity Group (0)	0.00	-
Individual Members (11)	365.74	-	We Do Recover Group (9)	1,075.00	+	Ain't Dead Yet! Group (3)	375.00	-
Tamo Junto Group (0)	0.00	-	<b>Central Atlantic Region Total:</b>	<b>8,335.09</b>	<b>-</b>	Colorado Region (3)	12,000.00	-
<b>California Mid-State Region Total:</b>	<b>5,696.41</b>	<b>-</b>	<b>Central California Region</b>			Crestone Group (0)	0.00	-
<b>Canada Atlantic Region</b>			Central California Region (1)	1,400.00	-	Individual Members (33)	773.00	-
Canada Atlantic Region (1)	92.52	-	Central Coast Area (3)	225.00	+	Pallbearers Group (8)	447.67	-
Just For Today Group (2)	51.73	+	County Line Area (5)	828.75	+	Pikes Peak Area (7)	1,332.53	-
New Awakenings Group (1)	147.85	+	Feel the Fire Group (2)	66.00	+	Primary Purpose Group (0)	0.00	-
Newfoundland and Labrador Area (2)	158.07	+	Gold Coast Area (17)	12,445.30	+	Southern Serenity Group (1)	96.00	+
Open Minded Group (2)	133.20	+	Grupo Solo Por Hoy (1)	50.00	+	When at the End of the Road Group (1)	128.00	+
<b>Canada Atlantic Region Total:</b>	<b>583.37</b>	<b>-</b>	Here & Now Group (0)	0.00	-	Writing to Freedom Group (1)	85.78	+
<b>Carolina Region</b>			Individual Members (27)	1,907.25	-	<b>Colorado Region Total:</b> 15,237.98 -		
Acorns To Oaks Group (0)	0.00	-	Kern County Area (0)	0.00	-	<b>Connecticut Region</b>		
BT Express Group (1)	10.00	+	Meat and Potatoes Group (1)	103.00	+	Connecticut Region (9)	17,075.30	-
Carolina Region (4)	43,788.52	+	NA in the house Group (10)	20.00	+	Greater Hartford Area (9)	2,160.52	-
Clean Living Group (3)	164.24	-	New Attitudes Group (3)	500.00	+	Individual Members (7)	105.00	-
Day By Day Group (1)	219.04	+	Our Gratitude Speaks Group (2)	30.35	+	More Good Times Ahead Group (2)	94.30	+
Greater Charlotte Area (2)	496.89	+	Passage to Recovery Group (10)	33.87	-	No Other Way Group (0)	0.00	-
Hell in a Bucket Group (0)	0.00	-	Spiritual Not Religious Group (1)	34.00	+	Steppin Thru It All Group (0)	0.00	-
Individual Members (13)	5,274.00	+	The Positive Hour Group (8)	655.00	+	Thru the Steps Group (0)	0.00	-
It's A We Thing Group (2)	608.36	+	Virtual Is Real Group (10)	428.00	+	United Shoreline Area (1)	137.87	+
Lake Norman Area (10)	930.00	-	We Do Recover Group (6)	650.00	-	WECoverup Group (3)	357.00	+
North Central Carolina Area (0)	0.00	-	Without Parallel Group (0)	0.00	-	<b>Connecticut Region Total:</b> 19,929.99 -		
Port City Area (1)	71.24	+	<b>Central California Region Total:</b>	<b>19,376.52</b>	<b>-</b>	<b>Costa Rica Region</b>		
Primary Purpose Group (1)	48.80	-	<b>Chesapeake &amp; Potomac Region</b>			Costa Rica Region (0)	0.00	-
Southern Piedmont Area (0)	0.00	-	Chesapeake & Potomac Region (2)	65,765.70	+	Grupo Para Siempre (1)	21.52	-
Spiritually High Group (0)	0.00	-	Clean Works Group (2)	45.00	+	Individual Members (18)	296.07	-
Sun City Area (1)	1,006.45	+	Individual Members (36)	6,705.10	+	<b>Costa Rica Region Total:</b> 317.59 -		
Surrender to Win Group (2)	265.00	-	It Works How & Why Group (5)	103.42	+	<b>Cuba Region</b>		
Upper South Carolina Area (6)	1,845.40	+	Saturday Morning Relief Group (2)	36.13	+	Cuba Region (1)	100.00	=
Vision of Hope Group (6)	254.00	+	Spiritual Awakenings Group (0)	0.00	-	<b>Cuba Region Total:</b> 100.00 =		
Welcome Home Group (2)	101.00	-	<b>Chesapeake &amp; Potomac Region Total:</b>	<b>72,655.35</b>	<b>+</b>	<b>Cyprus</b>		
<b>Carolina Region Total:</b>	<b>55,082.94</b>	<b>+</b>	<b>Chicagoland Region</b>			NA Cyprus Group (0)	0.00	-
<b>Cayman Islands</b>			Chicagoland Region (2)	1,479.04	-	<b>Cyprus Total: (0)</b> 0.00 -		
New Hope for Cayman Group (0)	0.00	-	Individual Members (50)	2,231.00	-	<b>Denmark Region</b>		
<b>Cayman Islands Total:</b>	<b>0.00</b>	<b>-</b>	It Works How & Why Group (11)	800.00	+	AF Banen Gruppen (0)	0.00	-
<b>Central Atlantic Region</b>			Liverpool International Group (1)	18.00	+	Denmark Region (0)	0.00	-
12 + 12 = Change Group (1)	100.00	+	Mid-City Area (0)	0.00	-	Hold Det Enkelt Gruppen (Randers) (1)	200.00	=
Addicts in the Belfry Group (0)	0.00	-	Night Before Xmas Group (3)	44.32	-	<b>Denmark Region Total:</b> 200.00 -		
Almost Heaven Area (1)	3.25	+	No Place Like Home Group (4)	65.66	-			
Central Atlantic Region (1)	1,526.54	-	North City Area (12)	569.06	-			

Contributor (# of contributions)	FY 2023 contributions	+ / - / = compared to FY 2022
<b>Eastern New York Region</b>		
Eastern New York Region (4)	8,648.68	+
Individual Members (0)	0.00	-
Spiritual Connection Group (5)	193.00	=
<i>Eastern New York Region Total:</i>	8,841.68	+
<b>Eastern Pennsylvania Region</b>		
Eastern Pennsylvania Region (1)	3,800.00	+
Individual Members (0)	0.00	-
<i>Eastern Pennsylvania Region Total:</i>	3,800.00	+
<b>Egypt Region</b>		
Egypt Region (1)	700.00	-
Individual Members (0)	0.00	-
<i>Egypt Region Total:</i>	700.00	-
<b>Finland Region</b>		
Individual Members (12)	124.97	-
Kaakonkulman-Piiri Area (1)	200.00	-
NA Ryhma C/O Jere (0)	0.00	-
Perusteksti Group (1)	53.19	+
<i>Finland Region Total:</i>	378.16	-
<b>Florida Region</b>		
A Train To Somewhere Group (2)	100.41	-
Circle of Hope Group (3)	150.00	-
Florida Region (3)	37,160.48	+
Forest Area (3)	475.00	-
Grupo Un Nuevo Comienzo (6)	305.00	+
Hard Core Group (0)	0.00	-
Individual Members (54)	8,693.00	-
Life On Life's Terms Group (11)	350.00	-
Miracles of Faith (0)	0.00	-
MORE: Keeping Clean Group (2)	90.00	+
Nature Coast Area (5)	425.00	+
New Beginning Group (0)	0.00	-
Palm Coast Area (3)	3,875.26	-
Quarantined Florida Group (3)	50.00	+
Recovery Central Group (6)	92.25	+
Recovery Matters Group (0)	0.00	-
Steps To Freedom Group (3)	92.01	+
Water View Recovery Group (0)	0.00	-
<i>Florida Region Total:</i>	51,858.41	-
<b>France Region</b>		
France Region (1)	2,941.18	-
Individual Members (12)	1,200.00	+
<i>France Region Total:</i>	4,141.18	-
<b>Free State Region</b>		
5 to 1 Group (1)	500.00	+
Clean & Serene Dreamers Group (1)	131.49	+
Free State Convention #28 (1)	3,000.00	+
Free State Region (5)	21,646.05	+
Individual Members (5)	423.00	-
Keep Coming Back Group (0)	0.00	-

Contributor (# of contributions)	FY 2023 contributions	+ / - / = compared to FY 2022
No Matter What Group (0)	0.00	-
Some Are Sicker Than Others Group (1)	70.00	+
<i>Free State Region Total:</i>	25,770.54	+
<b>Georgia (country)</b>		
Batumi Group (1)	35.00	+
<i>Georgia (country) Total:</i>	35.00	+
<b>Georgia Region</b>		
1st Step Group (1)	9.50	-
Addicts R Us Group (1)	150.00	-
A Little Girl Grows Up Convention (1)	700.00	+
Alta Group (0)	0.00	-
Beginners Group (2)	158.76	+
Central Savannah River Area (1)	1,000.00	+
CPR Group (Come Practice Recovery) (2)	138.00	-
Fix Group (1)	26.84	+
Georgia Region (2)	61,329.50	+
Grupo Nuevo Amanecer (1)	50.00	+
How You Livin Group (12)	1,486.00	-
Individual Members (12)	1,500.00	-
International City Group (2)	52.55	-
Living Free Group (8)	221.56	-
Macon Miracles Group (1)	115.00	-
New Horizon Group (3)	254.44	-
No Matter What Group (6)	242.00	+
Noonday Atlanta Group (6)	337.75	+
North Atlanta Area (10)	5,987.88	+
Spirit & Service Group (3)	162.00	-
Stairway Group (2)	600.00	+
Sunday Morning Spiritual Group (1)	68.00	+
Surrender Group (0)	0.00	-
Together at 6 Group (5)	450.00	+
Two Dec's & Beyond Group (0)	0.00	-
<i>Georgia Region Total:</i>	75,039.78	+
<b>German Speaking Region</b>		
Berlin Area (Gebiet Berlin) (4)	2,139.70	+
Bochum Friday Group (4)	457.97	-
Farsi Group - Bremen (0)	0.00	-
German Speaking Region (1)	1,980.20	-
Individual Members (19)	287.41	-
Mitte Area (Gebiet Mitte) (0)	0.00	-
Monday Meeting Bochum (5)	496.38	+
NA Saturday Mtg Hamburg (0)	0.00	-
Nord Area (Gebiet Nord) (0)	0.00	-
Potsdam Group (0)	0.00	-
Spirituelle Prinzipien Gruppe (0)	0.00	-
Sued Area (Gebiet Sued) (2)	737.72	+
Sunday Meeting Group (1)	104.17	+
Sunday Morning Group (0)	0.00	-
<i>German Speaking Region Total:</i>	6,203.55	-
<b>Grande Sao Paulo Region</b>		
Individual Members (12)	360.00	=
<i>Grande Sao Paulo Region Total:</i>	360.00	=

Contributor (# of contributions)	FY 2023 contributions	+ / - / = compared to FY 2022
<b>Greater Illinois Region</b>		
Greater Illinois Region (1)	2,220.50	+
<i>Greater Illinois Region Total:</i>	2,220.50	+
<b>Greater New York Region</b>		
A Greater Consciousness Group (2)	65.00	+
Bronx Area (0)	0.00	-
Eastern Long Island Area (0)	0.00	-
Greater New York Region (4)	16,000.00	-
Individual Members (15)	100,140.00	+
Serenity on Saturday Group (1)	6.00	+
Zoom In on Recovery Group (1)	180.30	+
Women Growing in Recovery Group (0)	0.00	-
<i>Greater New York Region Total:</i>	116,391.30	+
<b>Greater Philadelphia Region</b>		
Clean Acres Area (Chester County) (4)	624.73	-
Delco Area (8)	2,730.08	+
Down Payment on Life Group (4)	285.00	+
God Has a Plan for Us Group (0)	0.00	-
Greater Camden Area (2)	200.00	-
Greater Philadelphia Region (6)	13,000.00	+
Individual Members (14)	560.00	-
North West Area (1)	40.00	+
Recovery in the Morning Group (11)	60.00	+
Schuylkill Valley Area (2)	1,000.00	+
Stepping into Serenity Group (11)	120.00	-
Thank God It's Friday Group (11)	5.00	+
West Oak Lane Group (11)	123.00	+
Women & Men About Change Group (4)	285.00	+
<i>Greater Philadelphia Region Total:</i>	19,032.81	+
<b>Greece Region</b>		
Greece Region (0)	0.00	-
Pigasos Area (1)	300.00	+
<i>Greece Region Total:</i>	300.00	-
<b>Guatemala Region</b>		
Guatemala Region (1)	375.00	+
<i>Guatemala Region Total:</i>	375.00	+
<b>Hawaii Region</b>		
Hawaii Region (4)	6,204.91	+
Ho'o Kupuono/Anahola Group (1)	49.00	-
Individual Members (15)	390.01	-
Kauai Area (1)	50.00	+
Mauai Area (6)	1,125.00	-
Oahu Area (12)	431.92	+
Owan No Au Group (4)	198.00	-
<i>Hawaii Region Total:</i>	8,448.84	-
<b>HOW Brazil Region</b>		
How Brazil Region (1)	1,550.00	+
Individual Members (13)	220.00	+
<i>HOW Brazil Region Total:</i>	1,770.00	+

Contributor (# of contributions)	FY 2023 contributions	+/-/= compared to FY 2022	Contributor (# of contributions)	FY 2023 contributions	+/-/= compared to FY 2022	Contributor (# of contributions)	FY 2023 contributions	+/-/= compared to FY 2022
<b>Indiana Region</b>			Living the Program Group (2)	30.00	=	Open Mind Group (5)	475.00	+
Central Indiana Area (10)	4,508.43	+	Louisville Area (1)	50.00	-	Rising Star Group (0)	0.00	-
Cross Roads Area (3)	618.00	+	NA Meeting Group (2)	70.94	+	Unity Area (0)	0.00	-
East Central Area (3)	493.00	+	South Central Kentucky Area (4)	268.66	+	<i>Louisiana Region Total:</i>	4,139.25	-
Grateful Misfits Group (0)	0.00	-	Spiritual Workshop Group (0)	0.00	-			
Indiana Region (6)	5,550.96	-	<i>Kentuckiana Region Total:</i>	9,460.54	+	<b>Metro Detroit Region</b>		
Indiana Region Convention (1)	2,163.94	-				Individual Members (25)	1,640.00	+
Individual Members (39)	1,477.73	+	<b>Kuwait Region</b>			Metro Detroit Region (6)	2,500.00	-
Michiana Area (7)	441.50	+	Individual Members (0)	0.00	-	Stay Alive II Group (2)	100.00	+
Midstate Area (5)	1,849.03	-	<i>Kuwait Region Total:</i>	0.00	-	Western Wayne Area (9)	2,457.62	-
Northeastern Indiana Area (2)	793.12	+				<i>Metro Detroit Region Total:</i>	6,697.62	-
Rats NA Drain Ditch Group (6)	273.50	+	<b>Lithuania Region</b>					
South Central Indiana Area (1)	2,800.00	+	Freedom Group (1)	106.38	-	<b>Mexico Region</b>		
South Shore Area (6)	2,150.00	-	Individual Members (0)	0.00	-	Grupo El Momento (1)	5.00	+
That Tuesday...Broad Ripple Group (4)	225.00	+	Laisve Group (2)	156.25	+	<i>Mexico Region Total:</i>	5.00	+
Tuesday Night Group (0)	0.00	-	<i>Lithuania Region Total:</i>	262.63	+			
<i>Indiana Region Total:</i>	23,344.21	-				<b>Michigan Region</b>		
<b>Iowa Region</b>			<b>Lone Star Region</b>			Against All Odds Group (0)	0.00	-
Individual Members (12)	300.00	-	Another Chance Group (2)	20.00	-	Capital Area (3)	1,970.54	+
Iowa Region (3)	3,000.00	-	Back To Basics Group (0)	0.00	-	Greater Grand Rapids Area (3)	208.43	-
Stairway to Heaven Group (0)	0.00	-	Born Again Group (11)	1,075.00	+	Happy & Free 2 Group (0)	0.00	-
We Do Recover Group (0)	0.00	-	Broadway Group (0)	0.00	-	Heavenly Express Group (3)	426.50	-
<i>Iowa Region Total:</i>	3,300.00	-	Central Group (11)	250.00	+	Individual Members (16)	712.94	-
			Clean in Cove Group (0)	0.00	-	Northwestern Michigan Area (1)	500.00	+
<b>Irish Region</b>			Dallas Area (9)	1,386.52	-	Recovery at Fifth & Oak Group (0)	0.00	-
Individual Members (38)	910.00	-	Eastside Recovery Group (4)	225.00	+	Saginaw Bay Area (1)	500.00	+
Irish Region (0)	0.00	-	Fort Worth Area (5)	344.60	-	Southwest Michigan Area (0)	0.00	-
Living Clean - The Journey Continues Group (0)	0.00	-	Grace Group (11)	400.00	-	Staying United Group (2)	92.19	+
Southern Area (2)	3,613.94	-	Grove Group (4)	244.00	-	<i>Michigan Region Total:</i>	4,410.60	+
<i>Irish Region Total:</i>	4,523.94	-	Haslet Group (5)	296.95	-			
			Heart Of Texas Area (2)	523.60	-	<b>Mid-America Region</b>		
<b>Israel Region</b>			Individual Members (29)	764.00	-	Brothers & Sisters Group (0)	0.00	-
Individual Members (13)	1,490.00	+	Irving Group (8)	249.42	-	Central Kansas Area (2)	1,400.00	-
<i>Israel Region Total:</i>	1,490.00	+	Just For Today Group (11)	350.00	+	Individual Members (13)	440.00	-
			Keep it Simple Group (1)	71.34	-	Just for Today Area (2)	400.00	+
<b>Italy Region</b>			Last House on the Block Group (0)	0.00	-	Just For Today Group (1)	100.00	-
Cesena Group (1)	53.19	+	Lone Star Region (3)	3,000.00	=	Mid-America Region (1)	15,467.72	+
Individual Members (1)	29.70	+	New Beginnings Group (0)	0.00	-	Pioneer Group (1)	100.00	+
Italy Region (2)	4,095.74	+	Northside Group (10)	1,052.47	-	Second Chance Group (15)	1,600.00	+
La Fenice group Cesna (1)	49.50	+	Surrender Starts Here Group (0)	0.00	-	U Gotta Wanna Group (1)	44.00	+
<i>Italy Region Total:</i>	4,228.13	+	Texarkana Area (2)	5,793.98	+	<i>Mid-America Region Total:</i>	19,551.72	+
			Town East Group (6)	1,664.31	-			
<b>Japan Region</b>			Visions of Recovery Group (1)	400.00	+	<b>Mid-Atlantic Region</b>		
Individual Members (0)	0.00	-	Waxahachie Group (11)	160.00	+	Individual Members (12)	300.00	-
Japan Region (1)	1,850.00	-	Wylie Group (1)	178.94	+	Keep it Simple Group (0)	0.00	-
<i>Japan Region Total:</i>	1,850.00	-	<i>Lone Star Region Total:</i>	18,450.13	-	Liberty in Litzitz Group (2)	68.00	-
						Mid-Atlantic Region (4)	28,036.31	-
<b>Kentuckiana Region</b>			<b>Louisiana Region</b>			Only with Vigilance Group (0)	0.00	-
Clean & Serene Group (2)	375.00	+	Conscious Contact Group (1)	5.00	+	U Gotta Wanna Group (0)	0.00	-
Here & Now Group (1)	20.00	+	Experience, Strength & Hope Group (0)	0.00	-	Ultimate Weapon Group (1)	150.00	=
How It Works Group (10)	830.84	-	Hardcore Group (2)	50.00	+	Value of Life Group (0)	0.00	-
Individual Members (2)	30.00	=	Individual Members (21)	410.00	-	<i>Mid-Atlantic Region Total:</i>	28,554.31	-
Just Us Home Group (7)	150.00	-	It Works Group (0)	0.00	-			
Kentuckiana Region (2)	7,635.10	+	Louisiana Region (4)	2,382.35	-	<b>Minas Region</b>		
			Northshore Area (3)	816.90	-	Minas Region (1)	440.00	+
						<i>Minas Region Total:</i>	440.00	+

Contributor (# of contributions)	FY 2023 contributions	+/-/= compared to FY 2022
<b>Minnesota Region</b>		
Area of Hope (0)	0.00	-
Back To Basics Area (0)	0.00	-
Early Morning Recovery Group (0)	0.00	-
Gotta Do Something Group (0)	0.00	-
Individual Members (36)	720.00	-
Live the Steps or Die...Group (2)	337.00	+
Minnesota Region (1)	9,000.00	+
Northern Lights Area (1)	1,120.58	+
Tuesday Night Fresh Start Group (2)	90.00	+
Twin Cities Area (2)	1,482.59	+
Vision of Hope Area (1)	349.22	-
<b>Minnesota Region Total:</b>	<b>13,099.39</b>	<b>+</b>
<b>Mississippi Region</b>		
Carpe PM Group (9)	212.00	-
Mid Mississippi Area (0)	0.00	-
Mississippi Region (4)	6,668.88	+
<b>Mississippi Region Total:</b>	<b>6,880.88</b>	<b>+</b>
<b>Moldova Region</b>		
Individual Members (11)	110.00	=
Moldova Region (1)	370.00	+
<b>Moldova Region Total:</b>	<b>480.00</b>	<b>+</b>
<b>Montana Region</b>		
Everything Under the Sun Group (2)	94.56	-
Montana Region (3)	3,048.15	-
Recovery Group (0)	0.00	-
Western Montana Area (0)	0.00	-
<b>Montana Region Total:</b>	<b>3,142.71</b>	<b>-</b>
<b>Mountaineer Region</b>		
Addict to Addict Group (0)	0.00	-
DRC Group (1)	150.00	+
Individual Members (1)	400.00	+
Mountaineer Region (1)	2,000.00	-
No Reservations Group (0)	0.00	-
Second Wind Group (1)	25.00	+
<b>Mountaineer Region Total:</b>	<b>2,575.00</b>	<b>-</b>
<b>Nebraska Region</b>		
Aurora Steptakers Group (0)	0.00	-
Central Nebraska Area (0)	0.00	-
Eastern Nebraska Area (2)	120.00	+
Individual Members (6)	120.00	-
Nebraska Region (3)	16,747.51	+
<b>Nebraska Region Total:</b>	<b>16,987.51</b>	<b>+</b>
<b>Netherlands Region</b>		
Da Costa Group (0)	0.00	-
Individual Members (6)	72.00	-
Maastricht Woensdag Group (1)	79.79	+
Netherlands Region (1)	750.00	-
Sittard Group (2)	174.83	+
<b>Netherlands Region Total:</b>	<b>1,076.62</b>	<b>-</b>

Contributor (# of contributions)	FY 2023 contributions	+/-/= compared to FY 2022
<b>New England Region</b>		
Cape Cod Area (0)	0.00	-
Friday Night Step on Greenwood Group (2)	31.00	-
Individual Members (37)	1,419.00	-
Leggs-n-Eggs Group (4)	375.00	+
Martha's Vineyard Area (0)	0.00	-
Mid Day Break Group (4)	83.00	+
New England Region (5)	19,927.35	-
Point of Freedom Group (0)	0.00	-
Recovery in the Chapel Group (8)	801.00	+
Working It Group (0)	0.00	-
<b>New England Region Total:</b>	<b>22,636.35</b>	<b>-</b>
<b>New Jersey Region</b>		
Blessings By The Sea Group (0)	0.00	-
Bordentown Group (6)	51.00	+
Burlington County Area (1)	500.00	+
Capital Area (2)	180.00	+
Foundation of Hope Group (6)	25.00	+
Greater New Brunswick Area (1)	730.54	-
Hope in Freehold Group (0)	0.00	-
Individual Members (28)	846.08	-
Just For Today Group (0)	0.00	-
New Jersey Region (7)	3,500.00	+
Ocean Area (8)	1,846.72	-
Sisters Seeking Serenity Group (1)	150.00	+
Twelve Steps to Freedom Group (0)	0.00	-
Why Are We Here? Group (0)	0.00	-
<b>New Jersey Region Total:</b>	<b>7,829.34</b>	<b>-</b>
<b>North Carolina Region</b>		
Capital Area (7)	1,202.69	+
Down East Area (1)	484.50	+
Honest Desire Group (1)	800.00	+
Individual Members (13)	1,558.00	-
Nature of Recovery Group (0)	0.00	-
North Carolina Region (3)	9,750.32	+
Online Recovery Group (7)	697.60	+
Sunday Serenity Group (7)	18.52	+
<b>North Carolina Region Total:</b>	<b>14,511.63</b>	<b>+</b>
<b>North West Russia Region</b>		
Individual Members (0)	0.00	-
North West Russia Region (0)	0.00	-
<b>North West Russia Region Total:</b>	<b>0.00</b>	<b>-</b>
<b>Northern California Region</b>		
Alcohol is a Drug Group (0)	0.00	-
Area de Habla Hispana Area (6)	674.70	+
Bay Area Convention of NA (0)	0.00	-
Camden Home Group (3)	976.93	+
Contra Costa Area (14)	3,345.46	+
Davis Group (10)	695.87	+
Friday Night Alternative Group (3)	146.92	-
Group 35 (Sacramento Area) (0)	0.00	-

Contributor (# of contributions)	FY 2023 contributions	+/-/= compared to FY 2022
Group 55 (1)	20.00	=
Group 65 (4)	80.00	-
Individual Members (102)	2,050.00	-
Los Gatos Home Group (8)	1,808.65	+
Mission Peak Area (3)	1,315.50	+
No Matter What Group (0)	0.00	-
Nooners Group (14)	170.94	-
Northern California Region (10)	17,607.94	-
Orland Back to Basics Group (2)	19.23	-
Paradise Monday Night Group (5)	36.25	-
Peace in the Pines Group (0)	0.00	-
Polish Club Group (0)	0.00	-
Shasta/Trinity Area (10)	1,794.77	-
Sunday Night Book Study Group (0)	0.00	-
We Do Recover Group (1)	94.00	+
Wild Recovery Group (2)	140.00	-
Workin' the Steps Group (0)	0.00	-
<b>Northern California Region Total:</b>	<b>30,977.16</b>	<b>-</b>
<b>Northern New England Region</b>		
Gift of Today Group (1)	100.00	+
Individual Members (12)	1,200.00	-
Serenity at Lunch Group (6)	315.00	+
White Mountain NA of Lancaster Group (11)	220.00	-
<b>Northern New England Region Total:</b>	<b>1,835.00</b>	<b>+</b>
<b>Northern New Jersey Region</b>		
Bergen Area (0)	0.00	-
Freedom Through Unity Area (3)	1,605.05	+
Hudson County Area (11)	4,671.00	+
Individual Members (3)	90.00	+
Northern New Jersey Region (10)	4,167.80	-
Northwest New Jersey Area (3)	90.19	+
Original New Jersey Area (1)	2,000.00	+
The Journey Continues Group (0)	0.00	-
What A Better Way To Live Group (0)	0.00	-
<b>Northern New Jersey Region Total:</b>	<b>12,624.04</b>	<b>+</b>
<b>Northern New York Region</b>		
Individual Members (7)	112.00	-
Northern New York Region (2)	167.31	+
Ultimate Weapon, Brooklyn NY (12)	1,200.00	+
<b>Northern New York Region Total:</b>	<b>1,479.31</b>	<b>+</b>
<b>Northwestern Russia Region</b>		
Northwestern Russia Region (2)	500.00	+
<b>Northwestern Russia Region Total:</b>	<b>500.00</b>	<b>+</b>
<b>Norway Region</b>		
Individual Members (0)	0.00	-
Kongsberg Group (1)	200.00	-
NA Outdoor Event Ski and Recovery (1)	90.01	-
Norway Region (0)	0.00	-
Sarpsborg Group (1)	1,750.00	+
<b>Norway Region Total:</b>	<b>2,040.01</b>	<b>-</b>

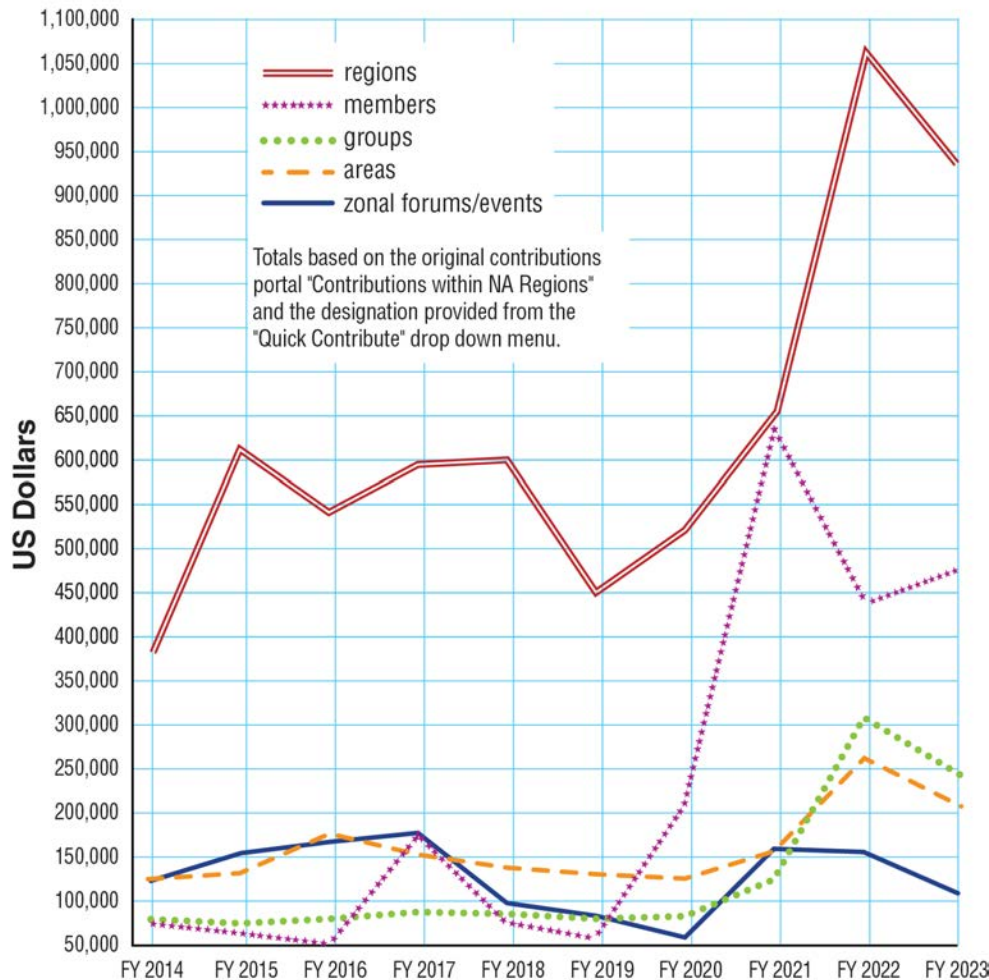


Contributor (# of contributions)	FY 2023 contributions	+/-/= compared to FY 2022	Contributor (# of contributions)	FY 2023 contributions	+/-/= compared to FY 2022	Contributor (# of contributions)	FY 2023 contributions	+/-/= compared to FY 2022
<b>Occidente-Mexico Region</b>			<b>Individual Members (49)</b>			<b>Follow Your Heart Group (2)</b>		
Individual Members (0)	0.00	-	Lane County Area (1)	1,000.00	+	Good Orderly Direction Group (0)	0.00	-
<i>Occidente-Mexico Region Total:</i>	<b>0.00</b>	-	Learning to Live Group (1)	140.00	+	Individual Members (19)	4,865.00	-
<b>Ohio Region</b>			<b>Pacific Cascade Region (1)</b>			<b>Mesquite Misfits Group (1)</b>		
Come Together Group (0)	0.00	-	Serenity Sisters Group (1)	350.00	+	Monday Night Freedom Group (0)	0.00	-
Dark Side of the Spoon Group (0)	0.00	-	Show Me How To Live Group (0)	0.00	-	More Will Be Revealed Group (2)	98.00	+
Godzvilla Group (1)	170.00	+	Talking Heads Group (1)	40.00	+	No Matter What Group (1)	120.00	=
Hopeful Group (1)	50.00	+	Washington County Area (3)	1,487.00	+	No Matter What Group (0)	0.00	-
Greater Cincinnati Area (0)	0.00	-	<i>Pacific Cascade Region Total:</i>	<b>5,407.00</b>	-	North By Northwest Area (5)	2,592.43	-
Individual Members (6)	50.00	-	<b>Panama Region</b>			Region 51 (3)	6,000.00	+
Ohio Region (5)	11,492.28	+	Panama Region (0)			Saturday Night Live Group (1)	120.00	+
Simplicity Group (1)	100.00	+	<i>Panama Region Total:</i>			Saturday Night Surrender Group (5)	289.00	+
West Side Story Group (0)	0.00	-	Peru Region (2)			Saturday Night Unloaded Group (2)	240.00	+
Winners Group (3)	550.00	=	<i>Peru Region Total:</i>			South Valley Area (0)	0.00	-
<i>Ohio Region Total:</i>	<b>12,412.28</b>	+	Philippines Region (0)			Ties That Bind Woman's Retreat (1)	100.00	+
<b>OK Region</b>			<b>Poland Region</b>			Who's House Is It & Who Cares Anyway Group (2)	40.00	-
33rd Street Recovery Group (1)	25.00	=	Individual Members (0)			<i>Region 51 Total:</i>	<b>17,135.35</b>	-
Eastern Area (0)	0.00	-	Poland Region (0)			<b>Region Del Coqui</b>		
Individual Members (5)	10,200.00	+	<i>Poland Region Total:</i>			Grupo Solo Por Hoy (7)		
Living Room Group (2)	15.03	-	Portugal Region (0)			Grupo Un Nuevo Atardecer (0)		
NA-A-Risin' Group (0)	0.00	-	Grupu Pegadas na Areia (1)			Individual Members (24)		
No Grass Group (3)	172.00	+	Grupu Sextas Feiras Loucas (2)			Oeste Area (3)		
Northside Stroll Group (8)	1,125.00	+	Individual Members (0)			Region Del Coqui (6)		
OK Region (7)	12,000.00	-	Portugal Region (0)			<i>Region Del Coqui Total:</i>		
Sharing N Recovery Group (0)	0.00	-	<i>Portugal Region Total:</i>			Rio de Janeiro Region (0)		
Western Area (7)	1,600.00	+	Quebec Region (0)			<i>Rio de Janeiro Region Total:</i>		
<i>OK Region Total:</i>	<b>25,137.03</b>	+	Groupe Le Narcotique Anonymous (0)			Rio Grande do Sul Region		
<b>Oman Region</b>			Individual Members (12)			Individual Members (0)		
Oman Region (1)	1,500.00	-	Outaouais Area (2)			Rio de Janeiro Region (0)		
<i>Oman Region Total:</i>	<b>1,500.00</b>	-	Quebec Region (2)			<i>Rio de Janeiro Region Total:</i>		
<b>Ontario Region</b>			Rive-Sud Area (3)			Rio Grande do Sul Region (4)		
Bring Your Own Book Group (1)	200.00	+	Sud-Ouest Area (1)			Individual Members (4)		
Heart & Soul Group (0)	0.00	-	<i>Quebec Region Total:</i>			<i>Rio Grande do Sul Region Total:</i>		
Home Group (1)	77.56	+	Red River Region (2)			Rio Grande Region		
Individual Members (65)	1,805.60	-	Okla-Tex Area (2)			Greater Albuquerque Area (1)		
Inside Recovery Group (0)	0.00	-	Primary Purpose Group (1)			Individual Members (25)		
New Freedom Group (1)	176.62	-	Red River Region (1)			Rio Grande Region (1)		
Ontario Region (2)	12,902.42	+	Refinishing Group (0)			We Group (1)		
Ottawa Area (0)	0.00	-	<i>Red River Region Total:</i>			Women: If You Want What We Have Group (0)		
Reese's Pieces Group (1)	149.43	+	Region 51 (3)			<i>Rio Grande Region Total:</i>		
Road to Recovery Group (0)	0.00	-	Addicts Together Group (3)			Rio Grande Region (1)		
Survivor's Club Group (0)	0.00	-	AM Miracles Group (9)			We Group (1)		
There Comes a Time Group (1)	368.92	+	CAN Area (1)			Women: If You Want What We Have Group (0)		
Together We Can Group (2)	325.37	-	Drugs No More Group (0)			<i>Rio Grande Region Total:</i>		
Toronto Area (4)	2,389.31	+	<i>Region 51 Total:</i>			San Diego/Imperial Counties Region		
Why We Stay Group (0)	0.00	-	Addicts Together Group (3)			Caring & Sharing Group (4)		
<i>Ontario Region Total:</i>	<b>18,395.23</b>	+	AM Miracles Group (9)			Clean Team Group (0)		
<b>Pacific Cascade Region</b>			CAN Area (1)			HOW Group (0)		
Basic NA Group (1)	40.00	-	Drugs No More Group (0)			Individual Members (14)		
Central Oregon High Desert Area (0)	0.00	-	<i>Region 51 Total:</i>			Living the Dream Group (0)		
Hanging With the Fellas Group (1)	50.00	+	Region 51 (3)			North Coastal Area (1)		
			Region 51 (3)			North County Inland Area (5)		
			Region 51 (3)			San Diego Region (1)		
			Region 51 (3)			South Bay Area (0)		
			Region 51 (3)			<i>San Diego/Imperial Counties Region Total:</i>		
			Region 51 (3)			2,481.19		

Contributor (# of contributions)	FY 2023 contributions	+/-/= compared to FY 2022	Contributor (# of contributions)	FY 2023 contributions	+/-/= compared to FY 2022	Contributor (# of contributions)	FY 2023 contributions	+/-/= compared to FY 2022
<b>Show-Me Region</b>			<b>South Florida Region (4)</b>			<b>Spain Region</b>		
Are You Ready For Some Recovery Group (1)	200.00	+	Sunset Coast Area (0)	0.00	-	Grupo La Nave (0)	0.00	-
Door To Recovery Group (0)	0.00	-	Women's Group (0)	0.00	-	Grupo Vivir Limpios (1)	108.70	+
Flight to Freedom Campout (1)	269.52	+	<i>South Florida Region Total:</i> 20,396.08			Individual Members (0)	0.00	-
Good Orderly Direction Group (0)	0.00	-	<b>Southern California Region</b>			Spain Region (2)	12,351.78	-
Greater St Charles Area (0)	0.00	-	A Monday Night Meeting Group (0)	0.00	-	<i>Spain Region Total:</i> 12,460.48		
Heartland Area (2)	399.03	+	Burning Desire Group (1)	28.22	+	<b>Sweden Region</b>		
Individual Members (17)	1,331.00	-	Circle of Hope Group (0)	0.00	-	A New Way of Life Group (1)	107.53	-
Little Egypt Area (0)	0.00	-	Courage to Change Group (3)	570.00	-	NA Online Sweden (1)	93.00	+
Northland Area (1)	250.00	-	Eastern Sierra Area (1)	441.13	-	Speaker Jam (1)	560.86	+
OP Group (3)	316.25	+	From Turning Corners To Turning Pages Group (0)	0.00	-	Sweden Region (NA Sverige) (0)	0.00	-
Peaceful Serenity Group (1)	40.00	+	Grupo Si Nos Recuperamos (0)	0.00	-	<i>Sweden Region Total:</i> 761.39		
Primary Purpose Area (2)	375.00	+	Individual Members (111)	14,357.66	+	<b>Switzerland Region</b>		
Show-Me Region (1)	26,068.74	+	Just for Today Group (7)	1,205.00	+	Switzerland Region (1)	7,216.74	-
Step By Step Group (0)	0.00	-	Monday Night Madness Group (1)	100.00	+	<i>Switzerland Region Total:</i> 7,216.74		
THE Group (2)	200.00	+	New Life Noon Group (1)	49.45	+	<b>Tejas Bluebonnet Region</b>		
<i>Show-Me Region Total:</i> 29,449.54			Quest for Serenity Group (10)	1,429.50	+	Agape Group (1)	150.00	+
<b>Siberian Region</b>			Recovery in the Varrio Group (0)	0.00	-	Central Texas Area (0)	0.00	-
Individual Members (0)	0.00	-	Regardless of Group (0)	0.00	-	Clean & Free Group (8)	996.76	+
<i>Siberian Region Total:</i> 0.00			Santa Clarita Area (0)	0.00	-	Easy Does It Group (0)	0.00	-
<b>Sierra Sage Region</b>			Saturday Clean Time Group (6)	324.55	-	Hill Country Area (0)	0.00	-
Bad Boys Group (1)	30.00	+	Saturday Morning Women's Retreat Group (1)	104.00	+	Houston Area (11)	1,671.24	+
Biggest Little Area (1)	500.00	+	Serenity Above the Sea Group (0)	0.00	-	Hugs not Drugs Group (12)	120.00	-
Diamonds in the Rough Group (1)	75.00	+	Southern Antelope Valley Area (0)	0.00	-	Individual Members (28)	668.75	-
Just For Today Group (0)	0.00	-	South Coast Area (4)	388.05	+	Kerrville Agape Group (0)	0.00	-
Never Alone Group (12)	300.00	-	Southern California Region (3)	23,075.96	-	Lost & Found Group (0)	0.00	-
Never Alone Never Again Group (0)	0.00	-	Spiritual Principles Group (0)	0.00	-	Northside Area (2)	400.00	+
Nooner Topic Group (2)	200.00	+	Sunday Morning Circle Group (0)	0.00	-	Northside Area Campout (0)	0.00	-
Recovery Dogs Group (3)	103.00	+	Surrender To Win Group (0)	0.00	-	Our Gift Group (4)	79.00	+
Rural Nevada Area (1)	600.00	+	Tuesday Night Solutions Group (0)	0.00	-	Saturday Night Live Group (0)	0.00	-
Saturday Night Special Group (4)	97.68	-	Tuesday Step Study Group (9)	3,000.00	+	Surrender to Win Group (1)	5,000.00	-
Sierra Sage Region (6)	3,700.00	+	We Came To Believe Group (0)	0.00	-	Tejas Bluebonnet Region (4)	19,280.89	+
Sierra Sage Regional Convention (1)	25,000.00	+	Wednesday Night Wisdom Group (0)	0.00	-	Texas Unity Convention (2)	770.37	-
<i>Sierra Sage Region Total:</i> 30,605.68			West End Area (5)	1,875.00	-	<i>Tejas Bluebonnet Region Total:</i> 29,137.01		
<b>Singapore Region</b>			Wild Recovery SoCal Group (1)	148.50	+	<b>Tranzit Region</b>		
Individual Members (0)	0.00	-	Women's Literature Study Group (0)	0.00	-	Individual Members (0)	0.00	-
<i>Singapore Region Total:</i> 0.00			<i>Southern California Region Total:</i> 47,097.02			<i>Tranzit Region Total:</i> 0.00		
<b>South Dakota Region</b>			<b>Southern Idaho Region</b>			<b>Tri-State Region</b>		
New Hope Group (2)	380.00	+	Emerson Group (0)	0.00	-	An Amazing Journey Group (0)	0.00	-
South Dakota Region (1)	1,000.00	+	Individual Members (14)	555.00	-	Central Western Pennsylvania Area (11)	275.00	+
West River Area (1)	139.86	+	Magic Valley Area (0)	0.00	-	East End Area (3)	1,383.74	+
<i>South Dakota Region Total:</i> 1,519.86			New Attitudes Group (12)	526.42	-	Individual Members (18)	291.00	-
<b>South Florida Region</b>			No Matter What Club Group (0)	0.00	-	Interstate Crossroads Area (1)	2,000.00	-
Clean & Serene Group (0)	0.00	-	Our Guiding Principles Group (1)	38.77	+	Lake Erie Area (1)	77.61	+
Conch Republic Area (0)	0.00	-	Recovery Just For Today Group (1)	60.00	-	Literature In Motion Group (1)	15.00	-
Dare to Win Group (0)	0.00	-	Southern Idaho Region (0)	0.00	-	Principles First Group (0)	0.00	-
Gulf Coast Area (8)	2,650.10	+	Southern Idaho Regional Convention (0)	0.00	-	Saturday Morning Cartoon Alternative Group (0)	0.00	-
Individual Members (9)	564.00	+	Sunday Morning Men's Group (0)	0.00	-	Shady Group (1)	60.00	+
Just For Today Group (4)	850.00	-	Treasure Valley Area (2)	2,729.02	-	South Hills Area (1)	498.18	-
Saturday Night Live Group (7)	398.00	+	Welcome Home Group (6)	281.69	+	There's Hope Group (0)	0.00	-
South Dade Area (4)	1,400.00	-	<i>Southern Idaho Region Total:</i> 4,190.90			Tri-State Region (2)	10,000.00	-
						<i>Tri-State Region Total:</i> 14,600.53		

Contributor (# of contributions)	FY 2023 contributions	+/-/= compared to FY 2022	Contributor (# of contributions)	FY 2023 contributions	+/-/= compared to FY 2022	Contributor (# of contributions)	FY 2023 contributions	+/-/= compared to FY 2022
<b>Turkey Region</b>			<b>Turn the Page Group (1)</b>			<b>Western New York Region</b>		
Turkey Region (0)	0.00	-	United Wasatch Area (1)	94.13	+	Fresh Start Group (1)	200.00	+
<i>Turkey Region Total:</i>	<i>0.00</i>	<i>-</i>	Utah Region (6)	3,737.01	+	Individual Members (24)	324.00	+
			<i>Utah Region Total:</i>	<i>9,658.25</i>	<i>+</i>	Recovery in South Buffalo Group (1)	250.00	+
<b>UK Region</b>			<b>Volunteer Region</b>			<i>Western New York Region Total:</i>		
12 Monkeys Group (0)	0.00	-	Hope Not Dope Group (6)	450.00	+		824.00	+
Devon International JFT Group (10)	598.28	+	Individual Members (30)	1,468.00	+	<b>Western Russia Region</b>		
Edinburgh It Works How & Why Group (1)	84.00	+	Just for Today Group (1)	169.00	+	Clean South Group (0)	0.00	-
Individual Members (81)	1,034.20	+	Nickel & Dime Group (1)	200.00	+	Individual Members (0)	0.00	-
Show Me How Group (0)	0.00	-	Primary Purpose Group (8)	254.05	-	Western Russia Region (0)	0.00	-
UK Farasi Groups Area (0)	0.00	-	Recovery First Group (1)	1,000.00	=	<i>Western Russia Region Total:</i>	<i>0.00</i>	<i>-</i>
UK Region (2)	18,467.24	-	Sparta Crossroads Group (0)	0.00	=	<b>Wisconsin Region</b>		
<i>UK Region Total:</i>	<i>20,183.72</i>	<i>-</i>	Volunteer Region (1)	19,169.09	-	Badgerland Area (1)	86.90	+
			<i>Volunteer Region Total:</i>	<i>22,710.14</i>	<i>-</i>	Friday Night Discovery Group (1)	75.00	+
<b>Ukraine Region</b>			<b>Washington/N Idaho Region</b>			Individual Members (48)		
Individual Members (11)	255.00	+	A Burning Desire Group (0)	0.00	-	Inland Lakes Unity Area (5)	238.37	+
Stalinka Group (0)	0.00	-	Atmosphere of Recovery Group (0)	0.00	-	Inner City Area (1)	600.00	-
Ukraine Region (4)	5,027.21	+	Battle Ground Group (12)	156.00	=	Milwaukee/Waukesha Area (8)	1,582.08	-
<i>Ukraine Region Total:</i>	<i>5,282.21</i>	<i>+</i>	Beyond the Park Group (1)	166.00	+	Never in the Dark Group (5)	407.00	+
			Burning Desires Group (1)	1,000.00	+	North East Wisconsin Area (5)	300.00	+
<b>Upper Midwest Region</b>			By NA Means Necessary Group (0)			Regifting Group (1)		
Sherwood Men's Group (1)	75.00	+	Eastshore Group (5)	251.00	-	South East Family Area (1)	1,000.00	+
That's It Group (1)	250.00	+	Freedom Dance Group (1)	100.00	+	Upper Peninsula Area (0)	0.00	-
Women No Matter What Club Group (3)	33.00	+	Friday Freedom Seekers (0)	0.00	-	When at the End of the Road Group (2)	290.00	+
<i>Upper Midwest Region Total:</i>	<i>358.00</i>	<i>+</i>	Friday Harbor Group (1)	36.54	+	Wisconsin Region (0)	0.00	-
			Friday Night Alive Group (11)	1,882.80	-	Women in Recovery Group (8)	367.91	+
<b>Upper Rocky Mountain Region</b>			Hugs Not Drugs Group (0)			<i>Wisconsin Region Total:</i>		
Alive & Free Group (4)	500.00	+	Individual Members (130)	8,129.00	-		6,555.26	-
Central Basin Area (0)	0.00	-	Kind of Thursday Nite Group (1)	65.00	+	<b>Other Events</b>		
Central Wyoming Area (1)	1,000.00	+	Lewis County Area (3)	1,246.55	+	Circle of Sisters Convention (2)	29,388.47	+
Cody Group (2)	150.00	=	Living Clean Home Group (2)	750.73	+	MACCNA Inc (Mexico, Arizona, California Conv) (2)	8,509.00	+
Hope Not Dope Group (0)	0.00	-	Mens Night Out Group (0)	0.00	-	Miracle of Women Conference (0)	0.00	-
Living Proof Group (2)	191.13	+	NA Regulars Group (0)	0.00	-	Multi Zonal Service Symposium (0)	0.00	-
Refuse to Use Group (0)	0.00	-	Never Alone Group (3)	375.00	+	Pacific Northwest Convention (1)	5,365.42	-
Upper Rocky Mountain Region (1)	3,600.64	-	North Olympic Peninsula Area (3)	1,296.00	+	Texas State Convention (0)	0.00	-
Welcome Home Group (1)	100.00	+	NW Washington Area (1)	2,304.00	+	<i>Other Events Total:</i>	<i>43,262.89</i>	<i>+</i>
Wyoming Western Area (1)	1,012.17	+	Pierce County Area (1)	1,000.00	+	<b>Zonal Forum</b>		
<i>Upper Rocky Mountain Region Total:</i>	<i>6,553.94</i>	<i>-</i>	Recovery Rocks Group (0)	0.00	-	Asia Pacific Zonal Forum (2)	10,000.00	+
			Rise to Recovery Group (2)	548.00	+	Canadian Assembly (1)	1,907.59	-
<b>Uruguay Region</b>			Rush Hour Group (0)			European Delegates Meeting (1)		
Uruguay Region (0)	0.00	-	RVNA New Experience Group (0)	0.00	-	Latin America Zonal Forum (1)	1,000.00	+
<i>Uruguay Region Total:</i>	<i>0.00</i>	<i>-</i>	Sea of Serenity Group (SOS) (1)	331.00	+	Midwest Zonal Forum (4)	11,500.00	+
			Seattle Area (3)	1,697.72	+	Plains States Zonal Forum (3)	18,548.12	+
<b>Utah Region</b>			Serenity Circle Group (0)			Russian Speaking Zonal Forum (2)		
Barney's Group (2)	162.01	+	Serenity in Snohomish Group (1)	300.00	+	Southern Zonal Forum (2)	1,534.27	-
Coffee & Recovery Group (0)	0.00	-	South King County Area (12)	734.09	-	<i>Zonal Forum Total:</i>	<i>61,759.98</i>	<i>-</i>
Individual Members (45)	2,376.00	+	South Puget Sound Area (4)	2,750.00	+		1,982,109.84	-
Just For Today Group (0)	0.00	-	Sunday Starters Group (0)	0.00	-	<b>Grand Total:</b>		
Lakeside Unity Area (10)	1,639.96	+	The Journey Continues 2021 (0)	0.00	-			
Living the Promise Group (0)	0.00	-	Tower of Power Group (0)	0.00	-			
Niner Group (1)	20.00	+	Washington/N Idaho Region (1)	28,002.91	+			
Northern Utah Area (11)	1,114.58	+	When It Works Group (1)	150.00	+			
Principles of Recovery Group (0)	0.00	-	<i>Washington/N Idaho Region Total:</i>	<i>53,272.34</i>	<i>+</i>			
Refuse to Use Group (4)	436.56	+						
Second Chance Group (0)	0.00	-						

## Contributions by Donor Type



As in-person groups have reopened and areas, regions, and zones have ramped up activities, more resources are going toward local service delivery and group expenses. So we expected a downturn in contributions this year. And yet, member contributions increased, for which we are very grateful. If you don't have a recurring contribution please consider making one: [www.na.org/give](http://www.na.org/give).

Check out our website for resources for groups, members, and service bodies.

### www.na.org/virtual

#### Virtual NA Meeting Resources

This page contains links and resources to help addicts meet or develop a resource, email [fsmall@na.org](mailto:fsmall@na.org).

Find a virtual meeting: <https://virtual.na.org/>

List or update virtual meeting information [here](#)  
Meeting Attendance Cards in Virtual Meetings

Virtual Meeting Basics | Farsi | Hungarian | Spanish

Best practices for creating, administering, and even attending a virtual meeting. Quick Start Guide (English | Farsi | Hungarian | Spanish) for virtual meetings.

Securing meetings on Zoom (local)

#### Hybrid Meeting Resources

- Hybrid meetings presentations July 2020 (local)
- Hybrid Meeting Guide - Hollywood (local)
- Hybrid Meeting Equipment and Considerations (local)
- Hybrid Meeting Video Settings PDF | PowerPoint (local)
- Hybrid Meeting Audio Settings

#### Seventh Tradition

- Online Payment App Comparison (local)\*
- Some suggestions about the 7th Tradition from Northern California
- New England Region - 7th Tradition PowerPoint (local)

### www.na.org/fdresources

#### Fellowship Development Resources



**New NAWS Brochure**  
Learn how member support to World Services brings the message of hope to addicts worldwide.

View online: [Screen version](#)

Print locally: [8.5x11 trifold](#)

Posters:

[8.5x11 #1 SP](#) | [8.5x11 #2 SP](#)

[11x17 #1 SP](#) | [11x17 #2 SP](#)

#### PowerPoints

NAWS Update March 2024:

- [PowerPoint](#)
- [PDF](#)
- [Notes](#)

- [Service Day FD Webinar PowerPoint](#) | [PDF](#)

#### Maps

- Languages of NA Map:

- [English](#)
- [Spanish](#)

- World Regional Map 11x17:

- [English](#)
- [Farsi](#)

### www.na.org/basics

#### Service Basics

These shorter service resources offer guidance about different areas of NA service. Their length makes them easier to translate and adapt than a full-sized handbook. They are Board-approved service materials and can be quickly updated if needed following a 90-day review process.

Longer pieces of service material can be found here [www.na.org](http://www.na.org)



PR Basics

[Portuguese](#) | [Spanish](#) | [Swedish](#)




Planning Basics | Spanish

### www.na.org/videos

#### Videos posted

Please feel free to post a link to any of these videos. If you would like to download a version of any of these videos to show at an NA event, contact [worldboard@na.org](mailto:worldboard@na.org)



Video of the NA Fellowship Growth and Development from 1953-2023  
[English](#) | [Portuguese \(Brazil\)](#) | [Russian](#) | [Spanish](#)



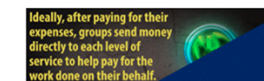
This is a series of videos showcasing the work of World Services.

[Video #1](#)

[Video #2](#)

[Video #3](#)

[Video #4](#)



[Where your contribution goes](#)

[Where your contribution flows](#)



**INDEPENDENT AUDITOR'S REPORT**

To the World Board of  
Narcotics Anonymous World Services, Inc.

**Opinion**

We have audited the accompanying combined consolidated financial statements of Narcotics Anonymous World Services, Inc. (a nonprofit organization) (NAWS), which comprise the consolidated statement of financial position as of June 30, 2023 and the related consolidated statements of activities, functional expenses, and cash flows for the year then ended, and the related notes to the consolidated financial statements.

In our opinion, except for the possible effects of the matter described in the Basis for Qualified Opinion section of our report, the consolidated financial statements referred to above present fairly, in all material respects, the financial position of NAWS as of June 30, 2023 and the related consolidated statements of activities, functional expenses, and cash flows for the year then ended in accordance with accounting principles generally accepted in the United States of America.

**Basis for Qualified Opinion**

We did not audit the financial statement balances and activity related to the Iranian service office, Payam Omega as of and for the year ended June 30, 2023, which statements reflect total assets of \$3,729,873 as of June 30, 2023, and net revenues of \$1,202,461 for the year then ended. Those financial statements were presented in accordance with accounting principles generally accepted in the Islamic Republic of Iran and audited by other auditors in accordance with auditing standards generally accepted in the Islamic Republic of Iran, whose report has been furnished to us. Consequently, we were unable to determine whether any adjustments to those amounts were necessary in order for the financial statement balances and activity to conform with accounting principles generally accepted in the United States of America.

We conducted our audit in accordance with auditing standards generally accepted in the United States of America. Our responsibilities under those standards are further described in the Auditor's Responsibilities for the Audit of the Financial Statements section of our report. We are required to be independent of the NAWS and to meet our other ethical responsibilities in accordance with the relevant ethical requirements relating to our audit. We believe that the audit evidence we have obtained is sufficient and appropriate to provide a basis for our qualified audit opinion.

**Emphasis of Matter - Restatement of Beginning Net Assets**

No audit procedures were performed on the financial statement balances or activities of Iranian service office, Payam Omega for the period 2019 through 2022 due to declining relations between Iran and the United States of America. During the year ended June 30, 2023, NAWS was able to obtain an independent audit for Payam Omega, resulting in a change to its net assets as of July 1, 2022 of \$300,505. See Note 11 in the notes to consolidated financial statement for details.

Los Angeles / San Francisco / Seattle / Denver / Sun Valley, ID

To the World Board of  
Narcotics Anonymous World Services, Inc.

**Responsibilities of Management for the Consolidated Financial Statements**

Management is responsible for the preparation and fair presentation of the combined consolidated financial statements in accordance with accounting principles generally accepted in the United States of America, and for the design, implementation, and maintenance of internal control relevant to the preparation and fair presentation of combined consolidated financial statements that are free from material misstatement, whether due to fraud or error.

In preparing the combined consolidated financial statements, management is required to evaluate whether there are conditions or events, considered in the aggregate, that raise substantial doubt about the NAWS' ability to continue as a going concern within one year after the date that the combined consolidated financial statements are available to be issued.

**Auditor's Responsibilities for the Audit of the Consolidated Financial Statements**

Our objectives are to obtain reasonable assurance about whether the combined consolidated financial statements as a whole are free from material misstatement, whether due to fraud or error, and to issue an auditor's report that includes our opinion. Reasonable assurance is a high level of assurance but is not absolute assurance and therefore is not a guarantee that an audit conducted in accordance with generally accepted auditing standards will always detect a material misstatement when it exists. The risk of not detecting a material misstatement resulting from fraud is higher than for one resulting from error, as fraud may involve collusion, forgery, intentional omissions, misrepresentations, or the override of internal control. Misstatements are considered material if there is a substantial likelihood that, individually or in the aggregate, they would influence the judgment made by a reasonable user based on the combined consolidated financial statements.

In performing an audit in accordance with generally accepted auditing standards, we:

- Exercise professional judgment and maintain professional skepticism throughout the audit.
- Identify and assess the risks of material misstatement of the combined consolidated financial statements, whether due to fraud or error, and design and perform audit procedures responsive to those risks. Such procedures include examining, on a test basis, evidence regarding the amounts and disclosures in the combined consolidated financial statements.
- Obtain an understanding of internal control relevant to the audit in order to design audit procedures that are appropriate in the circumstances, but not for the purpose of expressing an opinion on the effectiveness of the NAWS' internal control. Accordingly, no such opinion is expressed.
- Evaluate the appropriateness of accounting policies used and the reasonableness of significant accounting estimates made by management, as well as evaluate the overall presentation of the combined financial statements.
- Conclude whether, in our judgment, there are conditions or events, considered in the aggregate, that raise substantial doubt about the NAWS' ability to continue as a going concern for a reasonable period of time.

We are required to communicate with those charged with governance regarding, among other matters, the planned scope and timing of the audit, significant audit findings, and certain internal control related matters that we identified during the audit.

*Miller Kaplan Arase LLP*

MILLER KAPLAN ARASE LLP  
North Hollywood, California  
May 24, 2024

MILLER KAPLAN / Trusted Advisors Since 1941

**Independent Auditors' Report**

NAWS contracts with an independent accounting firm to audit its financial statements each fiscal year. The audit team spends about a week in the Chatsworth office after the close of each fiscal year, during which they perform transaction tests, inspect internal controls, and scrutinize internal financial practices. This professional audit of NAWS' financial reports and practices conforms to best practices in the world of accounting and complies with the legal requirements for nonprofits. To audit the financial activities of WSO Iran, we have to hire an accounting firm in Iran that provides its audit to our US-based auditors. While this makes for an exceedingly slow process, it ensures management and the board have verified figures for all branch offices.

## Narcotics Anonymous World Services Consolidated Statement of Financial Position

Exhibit A

<b>Assets</b>	
Current assets:	
Cash and cash equivalents	\$ 4,130,867
Investments - at fair value	2,265,044
Accounts receivable (net of allowance for uncollectible accounts of \$110,270)	697,029
Publication inventory	5,015,734
Prepaid expenses	233,638
<b>Total current assets</b>	<b>12,342,312</b>
Other assets:	
Property and equipment:	
Furniture and equipment	1,200,247
Leasehold improvements	1,182,986
	2,383,233
Less: accumulated depreciation and amortization	(2,251,055)
	132,178
Deposits	87,098
Trademarks, software and copyrights (net of accumulated amortization of \$3,102,124)	752,401
Right-of-use operating lease assets	2,152,472
Less: accumulated amortization	(636,010)
	1,516,462
<b>Total other assets</b>	<b>2,488,139</b>
<b>Total assets</b>	<b>\$ 14,830,451</b>
<b>Liabilities and net assets</b>	
Current liabilities:	
Accounts payable	\$ 1,784,109
Accrued salaries, vacation and tax withholdings payable	334,292
Note payable, current portion	4,969
Operating lease obligations, current portion	721,129
<b>Total current liabilities</b>	<b>2,844,499</b>
Other liabilities	
Note payable, less current portion	97,652
Operating lease obligations, less current portion	810,042
<b>Total other liabilities</b>	<b>907,694</b>
<b>Total liabilities</b>	<b>3,752,193</b>
Net assets without donor restrictions	11,078,258
<b>Total liabilities and net assets</b>	<b>\$ 14,830,451</b>

## Narcotics Anonymous World Services Consolidated Statement of Financial Position

Exhibit B

Revenues, gains and other support:	
Sales of publications and program materials	\$ 13,816,425
Less: discounts and cost of sales	(6,457,308)
<b>Net sales of publications and program materials</b>	<b>7,359,117</b>
Fellowship contributions	1,982,111
PPP loan forgiveness	517,150
Interest	9,273
Other	55,792
<b>Total revenues, gains and other support</b>	<b>9,923,443</b>
Program expenses:	
Literature production and distribution	2,778,938
World Service Conference support	1,849,892
Fellowship development	1,984,612
Events	276,739
	6,890,181
Management and general expenses	765,573
<b>Total expenses</b>	<b>7,655,754</b>
Change in net assets	2,267,689
Net assets without donor restrictions:	
Beginning of year, previously reported	8,510,064
Iran adjustment (Note 11)	300,505
Beginning of year, as restated	8,810,569
End of year	\$ 11,078,258

See accompanying notes to consolidated financial statements.

**Narcotics Anonymous World Services  
Consolidated Statement of Financial Position**

Exhibit C

	Program Services					Total
	Literature Production and Distribution	World Service Conference Support	Fellowship Development	Events	Management and General	
Expenses:						
Salaries, wages and payroll taxes	\$ 1,131,952	\$ 655,341	\$ 1,042,587	\$ 148,941	\$ 330,980	\$ 3,309,801
Employee health benefits	120,843	69,962	111,303	15,900	35,334	353,342
Retirement contribution	38,773	22,447	35,712	5,102	11,337	113,371
Contract labor	46,288	26,798	42,633	6,091	13,534	135,344
Convention expenses	-	22,159	-	-	2,462	24,621
Occupancy	529,656	169,165	269,125	38,447	111,821	1,118,214
Travel	889	6,664	818	117	943	9,431
Conferences	-	514,174	-	-	57,130	571,304
Worldwide workshops	-	-	5,250	-	583	5,833
Telephone	35,714	20,677	32,895	4,699	10,443	104,428
Postage	2,918	1,689	2,687	384	853	8,531
Office expenses	69,414	40,187	63,934	9,133	20,296	202,964
Professional fees	25,845	14,963	23,805	3,401	7,557	75,571
Equipment leases	1,938	1,122	1,785	255	567	5,667
Computer expenses	143,186	82,897	131,882	18,840	41,867	418,672
Insurance	33,370	19,319	30,735	4,391	9,757	97,572
Developmental literature	-	-	290,593	-	32,288	322,881
Free publications	-	2,927	3,158	-	676	6,761
Free literature	28,908	16,736	198,885	3,804	27,593	275,926
Currency conversion	(5,254)	(8,454)	(17,185)	(1,921)	(3,646)	(36,460)
Public relations	-	-	2,037	-	226	2,263
World Board	-	86,844	-	-	9,649	96,493
Fellowship assistance	-	-	6,523	-	725	7,248
Depreciation and amortization	74,986	43,413	69,066	9,867	21,926	219,258
Other operating expenses	499,512	40,862	(363,616)	9,288	20,672	206,718
<b>Total expenses</b>	<b>\$ 2,778,938</b>	<b>\$ 1,849,892</b>	<b>\$ 1,984,612</b>	<b>\$ 276,739</b>	<b>\$ 765,573</b>	<b>\$ 7,655,754</b>

**Narcotics Anonymous World Services  
Consolidated Statement of Financial Position**

Exhibit D

Cash flows from operating activities:	
Change in net assets	\$ 2,267,689
Adjustment to reconcile change in net assets to net cash provided by operating activities:	
Depreciation and amortization	219,258
Noncash operating lease expense	14,709
PPP loan forgiveness	(552,776)
(Increase) decrease in assets:	
Accounts receivable, net	(113,921)
Publication inventory	(3,040,989)
Prepaid expenses	53,915
Deposits	(82,605)
Increase (decrease) in liabilities:	
Accounts payable and lease buyout	1,489,818
Accrued salaries and withholdings payable	83,873
Deferred rent	(86,281)
<b>Net cash provided by operating activities</b>	<b>252,690</b>
Cash flows from investing activities:	
Purchases of investments	(1,486,078)
Proceeds from the sale of investments	30,082
Purchases of property and equipment	(108,355)
Payments to secure copyrights and trademarks and purchase software	(368,001)
<b>Net cash (used) by investing activities</b>	<b>(1,932,352)</b>
Net (decrease) in cash and cash equivalents	(1,679,662)
Cash and cash equivalents:	
Beginning of year	5,810,529
End of year	\$ 4,130,867

See accompanying notes to consolidated financial statements.

# Notes to Consolidated Financial Statement

## Independent Auditors' Report

Year Ended June 2023

### NOTE 1 - ORGANIZATION AND NATURE OF ACTIVITIES

Narcotics Anonymous World Services, Inc. (NAWS) was incorporated on January 25, 1977 and is headquartered in Chatsworth, California. In addition, NAWS operates literature distribution facilities in India and Toronto, Canada, and offices in Brussels, Belgium, and Iran. NAWS' Iranian service office is known as Payam Omega. NAWS is a not-for-profit organization that provides communications and information for the Fellowship of Narcotics Anonymous (NA). NAWS achieves its purpose by maintaining correspondence with NA groups and service committees, by printing and distributing World Services Conference (WSC) approved literature, and by maintaining the archives and files of NA.

In 1993, NA established the Fellowship Intellectual Property Trust (the Trust). The Trust was established for the purpose of holding and administering all recovery material and other intellectual properties of NA. The Trust is included in the consolidated financial statements of NAWS as a result of common control.

NAWS is exempt from income tax under Section 501(c)(3) of the Internal Revenue Code and under the California Revenue and Taxation Code. The Trust is also exempt under the applicable Internal Revenue Code and comparable California Revenue and Taxation Code. In addition, the Internal Revenue Service has determined that NAWS and the Trust are not private foundations within the meaning of Section 509(a) of the Internal Revenue Code. Therefore, no provision for federal and state income taxes was made for either NAWS or the Trust.

### NOTE 2 - SUMMARY OF SIGNIFICANT ACCOUNTING POLICIES

#### A. Consolidation Policy and Basis of Accounting

The accompanying consolidated financial statements include the accounts of NAWS and the Trust. Significant intercompany balances and transactions are eliminated in consolidation. The consolidated financial statements are prepared on the accrual basis of accounting.

#### B. Financial Statement Presentation

Under U.S. generally accepted accounting principles (GAAP) not-for-profit organizations are required to report net assets in two classes: net assets with donor restrictions and net assets without donor restrictions. As of June 30, 2023, NAWS had no net assets with donor restrictions.

#### C. Cash and Cash Equivalents

NAWS considers short-term investments with initial maturities of 90 days or less held in bank and brokerage accounts to be cash equivalents.

#### D. Investments

NAWS investments are reported at fair value. Investments include certificates of deposit. See Note 5.

#### E. Inventory

Publications and other items held for resale are included in inventory and are carried at the lower of cost or net realizable value. Cost for each item is determined using the weighted average method.

#### F. Property and Equipment

Leasehold improvements and furniture and equipment are recorded at cost. Major additions are capitalized while replacements, maintenance and repairs that do not improve or extend the useful life of the asset are expensed. Depreciation and amortization are computed using the straight-line method over the estimated useful lives of the related assets, which are as follows:

Leasehold improvements	5 years
Furniture and equipment	5 - 10 years

Depreciation and amortization expense related to property and equipment for the year ended June 30, 2023 amounted to \$41,784.

#### G. Trademarks and Copyrights

The cost of acquiring and defending copyrights and trademarks is capitalized and is amortized over the approximate economic life of the copyright or trademark, which is estimated to be ten years. The cost of computer software is also capitalized and is amortized over a period of seven years. Amortization expense related to trademarks and copyrights for the year ended June 30, 2023, amounted to \$177,473.

#### H. Accounts Receivable and Allowance for Doubtful Accounts

Accounts receivable are reported net of an allowance for doubtful accounts. The allowance is based on management's estimate of the amount of receivables that will actually be collected. Management estimates uncollectible accounts based on the age of the receivable and other factors.

#### I. Translation of Foreign Financial Statements

Financial operations in Canada, Europe and the Middle East are translated throughout the year to United States dollars. Gains or losses resulting from translating foreign currency financial statements are recorded in the consolidated statements of functional expenses as currency conversion.

#### J. Estimates

The preparation of financial statements in conformity with GAAP requires management to make estimates and assumptions that affect certain reported amounts and disclosures in the financial statements. Actual results could differ from those estimates.

#### K. Sales of Publications and Program Materials

NAWS generates revenue from sales of publications and program materials. This revenue is recognized at the point in time when goods are shipped to customers.

#### L. Fellowship Contributions

Unconditional contributions and pledges are recorded when received. Pledges outstanding are subject to an allowance for uncollectible accounts and are discounted to present value when long term in nature. There were no outstanding pledges receivable as of June 30, 2023.



### M. Functional Allocation of Expenses

The costs of providing NAWS' programs and other activities are reported by both their natural and functional classifications in the statements of functional expenses. Expenditures that can be identified with a specific program or supporting service are allocated directly according to their purpose. Costs that are common to more than one function are allocated among the applicable programs and supporting services based on estimates of employee time, using percentages that represent hours spent or wages, or upon estimates of other resources spent.

### N. Tax Status

GAAP requires management to evaluate tax positions taken by NAWS and recognize a tax liability if NAWS has taken a tax position that more likely than not would not be sustained upon examination by a tax authority. NAWS is subject to routine audits by taxing jurisdictions; however, there are currently no audits for any tax periods in progress.

### O. Adoption of New Accounting Policies

In February 2016, the FASB issued ASU No. 2016-02 *Leases*, requiring organizations to recognize lease assets and lease liabilities on the statement of financial position and requiring disclosure of key information about leasing arrangements. The guidance is effective for periods beginning after December 15, 2021, with early adoption permitted. NAWS adopted this standard on July 1, 2022 and implementation resulted in right-of-use assets, net of accumulated amortization of \$1,516,462 and lease obligations of \$1,531,171 in the statement of financial position at June 30, 2023.

### NOTE 3 - RETIREMENT PLAN

NAWS maintains a qualified defined contribution retirement plan, which covers all employees. Under the terms of the plan, employees may elect to contribute pre-tax earnings up to the maximum allowable amount under the Internal Revenue Code. NAWS matches deferrals of up to 8% of compensation based on the employee's number of years of service. NAWS' contributions totaled \$113,371 for the year ended June 30, 2023.

### NOTE 4 - COMMITMENTS AND CONTINGENCIES

On July 1, 2022, NAWS adopted ASU 2016-02 *Leases*, requiring a lessee to record a right-of-use asset and a corresponding lease liability at the inception of the lease, initially measured at the present value of total lease payments. NAWS classified its five long-term leases as operating leases and determined that the fair value of its operating leases at the inception of the leases totaled \$2,152,472 using discount rates between 2.84% and 3.96%. The operating leases had a weighted average term of 39 months on the date of adoption. As of June 30, 2023, the lease liability was \$1,531,171, of which \$721,129 was current and \$810,042 was non-current. ASU 2016-02 requires recognition in the statements of activities of a single lease cost, calculated so that the cost of the leases are allocated over the lease term, generally on a straight-line basis. Rent expense for the year ended June 30, 2023 was \$656,751. During the year ended June 30, 2023, NAWS reflected amortization of right-of-use asset of \$636,010 related to the leases, resulting in a right-of-use asset, net balance of \$1,516,462 as of June 30, 2023.

The following is a schedule of future minimum rental payments required under leases that have initial or remaining noncancelable lease terms in excess of one year as of June 30, 2023:

<u>Year ending June 30,</u>	
2024	\$ 721,129
2025	678,724
2026	162,719
2027	16,357
2028	<u>8,179</u>
Total minimum payments required	1,587,108
Less: discount to present value	<u>(55,937)</u>
Operating lease obligation	<u>\$ 1,531,171</u>

Total lease payments made during the year ended June 30, 2023 were \$785,030.

### NOTE 5 - INVESTMENTS

GAAP establishes a fair value hierarchy that prioritizes valuation inputs into three levels based on the extent to which inputs used in measuring fair value are observable in the market:

Level 1 – Inputs are quoted prices in an active market.

Level 2 – Inputs are quoted prices for similar instruments and model-based valuation techniques for which all significant assumptions are observable in the market or can be corroborated by observable market data.

Level 3 – Inputs are generally unobservable and typically reflect management's estimates of assumptions that market participants would use in pricing the asset or liability.

The following tables summarize investments based on the inputs used to value them:

	<u>June 30, 2023</u>			
	<u>Level 1</u>	<u>Level 2</u>	<u>Level 3</u>	<u>Total</u>
Certificates of deposit	<u>\$ -</u>	<u>\$ 2,265,044</u>	<u>\$ -</u>	<u>\$ 2,265,044</u>

The following tables reconcile the beginning and ending fair value of Level 2 investments for the year ended June 30, 2023:

Balance, July 1	\$ 809,048
Purchases/accrued interest	1,486,078
Sales/maturities	<u>(30,082)</u>
Balance, June 30	<u>\$ 2,265,044</u>

## NOTE 6 - CONCENTRATIONS OF CREDIT RISK

NAWS places its cash and cash equivalents with high quality financial institutions. Cash in U.S. banks is covered by the Federal Deposit Insurance Corporation (FDIC) up to \$250,000 per bank. Cash in Canadian accounts is insured up to \$100,000 (CAD) per bank. At June 30, 2023, deposits in U.S. institutions exceeded insurance limits by \$3,031,083 and deposits in Canadian banks exceeded insurance limits by \$1,007,373 (CAD). Cash in European accounts is not covered and totaled approximately \$132,224 (USD) as of June 30, 2023.

Assets reported in the statement of financial position as of June 30, 2023 include cash totaling \$582,605 and publication inventory of \$3,132,319 at Payam Omega. Due to current relations between Iran and the United States, it is unlikely that NAWS could transfer such assets out of Iran; accordingly their use is limited to Iranian operations.

## NOTE 7 - EMPLOYMENT CONTRACT

NAWS has entered into an employment agreement with its Executive Director. The agreement provides for compensation and benefits and expires on December 31, 2024. Should the agreement be terminated by NAWS, certain amounts would be payable to the Executive Director as defined in the agreement. Such amounts have not been accrued as of June 30, 2023.

## NOTE 8 - AVAILABILITY OF FINANCIAL ASSETS

As of June 30, 2023, NAWS had \$5,801,828 of financial assets consisting of cash, cash equivalents, and liquid investments available to meet cash needs for general expenditures. None of these financial assets is subject to donor or contractual restrictions that make them unavailable for expenditure within one year of the balance sheet date. NAWS' goal is to maintain cash and liquid investments on hand to meet at least one year's worth of anticipated operating expenses and a policy to structure its financial assets to be available as its general expenditures and liabilities come due.

## NOTE 9 - PPP LOAN

On February 19, 2021, NAWS entered into a loan agreement with City National Bank in the amount of \$517,150, under the Paycheck Protection Program ("PPP"). The PPP, established as part of the CARES Act, provides for loans to qualifying businesses for certain expenses, including payroll costs, continuation of group health care benefits, rent, utilities, and interest on certain other debt obligations. The loan bears interest at a rate of 1.0% per annum and matures February 22, 2026. The loan and accrued interest are forgivable under some circumstances.

On September 8, 2022, NAWS received notice the SBA had reviewed the forgiveness application of their second PPP loan and provided forgiveness of their PPP loan in the amount of \$517,150.

## NOTE 10 - SBA LOAN

On July 7, 2020, NAWS entered into an agreement with The Small Business Administration (SBA) for a loan in the amount of \$150,000. The loan bears interest at a rate of 2.75% per annum and matures July 7, 2050, with monthly payments commencing January 1, 2023. On December 4, 2023, NAWS paid off its remaining balance due to the SBA.

## NOTE 11 - IRANIAN SERVICE OFFICE RESTATEMENT

The Iranian service office, Payam Omega's financial statement balances and activity was audited for the year ended June 30, 2023. Prior to this audit, no audits of Payam Omega had been performed since June 30, 2018. The audit for the year ended June 30, 2023 resulted in a change in its beginning net assets of \$300,505.

Net Assets - July 1, 2022 (As Previously Reported)	\$ 8,510,064
Iran adjustment	<u>300,505</u>
Net Assets - July 1, 2022 (As Restated)	<u>\$ 8,810,569</u>

## NOTE 12 - SUBSEQUENT EVENTS

Management has evaluated subsequent events through May 24, 2024, the date these financial statements were available to be issued. Except as discussed in Note 10, there were no material subsequent events that require recognition or additional disclosure in these financial statements.

# Narcotics Anonymous World Services, Inc.

**NAWS, Inc. Annual Report  
for Fiscal Year 2023  
published June 2024**

**Digital Online  
Annual Report**



**PDF  
Annual Report**



[www.na.org](http://www.na.org)  
[www.instagram.com/narcoticsanonymous](https://www.instagram.com/narcoticsanonymous)  
[www.instagram.com/naglobalevents](https://www.instagram.com/naglobalevents)



**CREATING  
OUR FUTURE**

## **NA World Services**

PO Box 9999  
Van Nuys, California USA 91409  
Telephone +1.818.773.9999  
Fax +1.818.700.0700

## **Service Offices and Distribution Centers**

### **WSO—Chatsworth**

19737 Nordhoff Place  
Chatsworth, California 91311 USA  
+1.818.773.9999 Fax: +1.818.700.0700

### **WSO—Europe**

48 Rue de L'été  
B-1050 Brussels, Belgium  
+32.2.646.6012 Fax: +32.2.649.9239

### **WSO—Iran**

PO Box 14665-3115  
Tehran, Iran  
+0098.21886.81652 Fax: +0098.21886.7209

### **Distribution Center—Mississauga, Ontario, Canada**

+1.905.507.0100 Fax: +1.905.507.0101

### **Distribution Center—Bangalore, India**