


This section is our primary delivery method of financial information to interested members and outside parties, as required by law to maintain our nonprofit status.

The following financial statements document NAWS' financial position at the end of FY 2023:

1. Consolidated Statement of Financial Position (Balance Sheet)
2. Consolidated Statement of Activities (Income Statement)
3. Fellowship Contributions Report
4. Independent Auditors' Report



**CREATING
OUR FUTURE**

Celebrating
70
years
1953-2023

Narcotics Anonymous World Services Consolidated Statement of Financial Position

Balance Sheet

For the Twelve Months
Ending 30 June 2023

CURRENT ASSETS

Cash and Cash Equivalents	
Checking Accounts and Money Market	\$ 2,841,510
Reserve Accounts	2,972,986

Total Accessible Cash for Operations **\$ 5,814,496**

Cash in Iran - (US\$1 = IRR 42,007)*	583,251
Reserve Accounts	0

Cash Total **\$ 6,397,747**

Accounts Receivable	
Accounts Receivable	807,300
Convention & Conference Clearing Accounts	0
Less Allowance for Doubtful Accounts	(110,270)

Receivable Total **\$ 697,030**

Inventory	5,015,734
Prepaid Expenses and Sales Deposits	235,323
WCNA Deposits and Prepaid Expenses	83,576

Total Current Assets **\$ 12,429,410**

EQUIPMENT, FURNITURE AND IMPROVEMENTS

Equipment and Furniture	\$ 1,200,247
Leasehold Improvements	1,182,986
Intellectual and Software Property	3,854,525
Less Accumulated Depreciation and Amortization	(5,353,179)
Right-of-use lease asset	2,152,472
Less ROU Accumulated Amortization	(636,010)

Total Equipment, Furniture and Improvements **\$ 2,401,041**

TOTAL ASSETS **\$ 14,830,451**

CURRENT LIABILITIES

Accounts Payable	\$ 1,784,109
Accrued Payroll Expense	334,292
Accrued Accounts Payable - Iran	1,692,056
Operating Lease Obligations, current portion	
Economic Injury Disaster Loan, current portion	

Total Current Liabilities **\$ 2,118,401**

LONG TERM LIABILITIES

Operating Lease Obligations, less current portion	\$ 1,531,171
Economic Injury Disaster Loan	\$ 102,621

Total Long Term Liabilities **\$ 1,633,792**

DEFERRED INCOME

Conventions	0
-------------	---

Total Deferred Income **0**

NET ASSETS

Previous Unrestricted Net Assets	8,810,570
Current Gain / (Loss) Unrestricted Net Assets	2,267,688

Total Net Assets **\$ 11,078,258**

TOTAL LIABILITIES AND NET ASSETS **\$ 14,830,451**

*This is based on the official exchange rate for IRR as required by US accounting practices. The street rate which is what we have available would make this figure \$40,970 as of 30 Jun 2024.

Narcotics Anonymous World Services Consolidated Statement of Financial Position

Income Statement For the Twelve Months
Ending 30 June 2023

	YTD ACTUAL	YTD BUDGET	VARIANCE	VARIANCE%	ANNUAL
INCOME					
RECOVERY LITERATURE INCOME					
BASIC TEXT	\$ 1,740,599	\$ 1,472,012	\$ 268,587	18%	\$ 1,472,012
BASIC TEXT: Translated	254,951	182,530	72,421	40%	182,530
BASIC TEXT: Softcover	1,049,175	879,059	170,116	19%	879,059
JUST FOR TODAY	779,865	746,677	33,188	4%	746,677
WORKS: HOW & WHY	649,427	569,384	80,042	14%	569,384
SPONSORSHIP BOOK	38,410	26,225	12,185	46%	26,225
STEP WORKING GUIDES	893,693	789,707	103,985	13%	789,707
LIVING CLEAN	437,964	378,886	59,077	16%	378,886
GUIDING PRINCIPLES	185,640	132,301	53,339	40%	132,301
A SPIRITUAL PRINCIPAL A DAY	1,056,642	470,000	586,642	125%	470,000
ePUB BOOKS	99,168	139,534	(40,366)	-29%	139,534
LITERATURE INCOME (IRAN)**	3,850,952	196,982	3,653,970	1855%	196,982
OTHER RECOVERY LITERATURE	1,030,285	438,716	591,569	135%	438,716
Subtotal	\$12,066,771	\$ 6,422,014	\$ 5,644,757	88%	\$6,422,014
OTHER INVENTORY INCOME					
MEDALLIONS	\$ 923,344	\$ 721,338	\$ 202,006	28%	\$ 721,338
KEY TAGS & CHIPS	1,165,683	659,089	506,595	77%	659,089
NON-FIPT INFORMATION BOOKLETS	17,209	8,086	9,123	113%	8,086
SERVICE MATERIAL	145,234	68,252	76,982	113%	68,252
SPECIALTY ITEMS	220,563	103,261	117,302	114%	103,261
MIRACLES HAPPEN	26,994	20,188	6,805	34%	20,188
Subtotal	\$ 2,499,027	\$ 1,580,215	\$ 918,813	58%	\$1,580,215
SHIPPING	\$ 776,629	\$ 568,822	\$ 207,808	37%	\$ 568,822
DISCOUNTS	(1,526,009)	(1,001,035)	(524,973)	52%	(1,001,035)
DEVELOPMENTAL SUBSIDIES & ALLOWANCES	(241,460)	(130,596)	(110,863)	85%	(130,596)
Subtotal	\$ (990,839)	\$ (562,810)	\$ (428,029)	76%	\$ (562,810)
Gross Literature Income (less discounts)	\$13,574,959	\$ 7,439,419	\$ 6,135,541	82%	\$7,439,419
Gross Literature Income (without IRAN)	\$ 9,724,007	\$ 7,242,436	\$ 2,481,571	34%	\$7,242,436
RECOVERY LITERATURE COST OF GOODS					
BASIC TEXT	\$ 428,434	\$ 304,746	\$ 123,688	41%	\$ 304,746
BASIC TEXT: Translated	71,402	42,108	29,293	70%	42,108
BASIC TEXT: Softcover	158,393	132,914	25,479	19%	132,914
JUST FOR TODAY	122,281	89,036	33,245	37%	89,036
WORKS: HOW & WHY	133,356	97,732	35,624	36%	97,732
SPONSORSHIP BOOK	9,709	5,726	3,983	70%	5,726
STEP WORKING GUIDES	132,702	83,571	49,131	59%	83,571
LIVING CLEAN	81,658	63,650	18,008	28%	63,650
GUIDING PRINCIPLES	25,701	23,841	1,859	8%	23,841
A SPIRITUAL PRINCIPAL A DAY	134,968	70,000	64,968	93%	70,000
ePUB BOOKS	29,751	47,043	(17,292)	-37%	47,043
LITERATURE INCOME (IRAN)**	2,649,822	118,399	2,531,423	2138%	118,399
OTHER RECOVERY LITERATURE	234,227	92,570	141,658	153%	92,570
Subtotal	\$ 4,212,404	\$ 1,171,335	\$ 3,041,069	260%	\$1,171,335

	YTD ACTUAL	YTD BUDGET	VARIANCE	VARIANCE%	ANNUAL
OTHER INVENTORY INCOME					
MEDALLIONS	\$ 185,876	\$ 150,225	\$ 35,651	24%	\$ 150,225
KEY TAGS & CHIPS	293,863	139,349	154,514	111%	139,349
NON-FIPT INFORMATION BOOKLETS	2,749	2,045	704	34%	2,045
SERVICE MATERIAL	54,342	18,040	36,302	201%	18,040
SPECIALTY ITEMS	51,234	38,706	12,528	32%	38,706
MIRACLES HAPPEN	6,207	4,378	1,829	42%	4,378
INVENTORY ADJUSTMENT - no budget	(178,649)	-	(178,649)	-	-
Subtotal	\$ 415,622	\$ 352,743	\$ 62,879	18%	\$ 352,743
Total Cost of Goods	\$ 4,628,027	\$ 1,524,078	\$ 3,103,948	204%	\$1,524,078
Total Cost of Goods without IRAN	\$ 1,978,205	\$ 1,405,679	\$ 572,525	41%	\$1,405,679
Net Literature Income	\$ 8,946,933	\$ 5,915,340	\$ 3,031,592	51%	\$5,915,340
Net Literature Income without IRAN	\$ 7,745,803	\$ 5,836,757	\$ 1,909,046	33%	\$5,836,757
FELLOWSHIP CONTRIBUTIONS					
Members	\$ 642,042	\$ 715,053	\$ (73,011)	-10%	\$ 715,053
Groups	164,998	140,286	24,712	18%	140,286
Areas	187,076	175,902	11,173	6%	175,902
Regions	847,473	728,455	119,018	16%	728,455
Events/Conventions	80,736	94,858	(14,122)	-15%	94,858
Unity Day	-	-	-	-	-
Zonal & Other Forums	59,786	84,183	(24,398)	-29%	84,183
Total Contributions	\$ 1,982,110	\$ 1,938,737	\$ 43,373	2%	\$1,938,737
MISCELLANEOUS INCOME					
LICENSED VENDOR PAYMENTS	\$ 45,182	\$ 30,000	\$ 15,182	51%	\$ 30,000
PPP CREDIT	517,150	-	517,150	-	-
INTEREST	9,273	10,000	(727)	-7%	10,000
MISCELLANEOUS	10,610	-	10,610	-	-
INTERBRANCH	5,625	-	5,625	-	-
Total Miscellaneous Income	\$ 587,840	\$ 40,000	\$ 547,840	1370%	\$ 40,000
OPERATING INCOME	\$11,516,883	\$ 7,894,077	\$ 3,622,806	46%	\$7,894,077
OPERATING INCOME (Not including IRAN)	\$10,315,753	\$ 7,815,494	\$ 2,500,259	32%	\$7,815,494

**Funds reported as income and expense at WSO Iran are shown as required under US accounting practices. Those practices require us to use published bank rates while the only real exchange available is the "street" rate. The net income over expense in Rials at WSO Iran for FY 2023 shows \$323,009 but is actually \$22,690 as of June 2024.

Narcotics Anonymous World Services Consolidated Statement of Financial Position

Income Statement For the Twelve Months
Ending 30 June 2023

EXPENSE	YTD ACTUAL	YTD BUDGET	VARIANCE	VARIANCE%	ANNUAL
LITERATURE PRODUCTION & DISTRIBUTION					
FIXED OPERATIONAL EXPENSES					
IN HOUSE PRODUCTION (not included in Cost of Goods)	\$ 857,742	\$ 872,889	\$ (15,146)	-2%	\$ 872,889
TRANSLATIONS (not included in Cost of Goods)	52,760	33,879	18,881	56%	33,879
LITERATURE DISTRIBUTION (IRAN)**	878,121	33,000	845,121	2561%	33,000
SHIPPING	773,339	552,543	220,796	40%	552,543
BUSINESS PLAN WORKGROUP	-	-	-	-	-
LEGAL	72,076	248,503	(176,427)	-71%	248,503
LIT P&D TRAVEL AND EXCHANGE EXPENSES	(36,460)	7,000	(43,460)	-621%	7,000
ACCOUNTING	26,071	\$ 25,054	1,016	4%	\$ 25,054
PERSONNEL	1,550,244	1,367,305	182,939	13%	1,367,305
OVERHEAD	674,764	595,503	79,261	13%	595,503
TECHNOLOGY	196,777	187,572	9,204	5%	187,572
Total Literature Production & Distribution	\$ 5,045,434	\$ 3,923,248	\$ 1,122,185	29%	\$3,923,248
Total Literature Production & Distribution without IRAN	\$ 4,781,587	\$ 3,890,248	\$ 891,338	23%	\$3,890,248
WORLD SERVICE CONFERENCE SUPPORT					
FIXED OPERATIONAL EXPENSES					
PUBLICATIONS	\$ 3,252	\$ 10,000	\$ (6,748)	-67%	\$ 10,000
WORLD SERVICE CONFERENCE BIENNIAL MEETING	546,233	512,000	34,233	7%	512,000
WORLD BOARD	96,493	122,000	(25,507)	-21%	122,000
HUMAN RESOURCE PANEL	25,071	20,076	4,995	25%	20,076
WSC CO-FACILITATOR	6,833	6,000	833		6,000
ACCOUNTING	12,203	\$ 11,728	476	4%	\$ 11,728
PERSONNEL	725,646	640,015	85,631	13%	640,015
OVERHEAD	315,847	278,746	37,101	13%	278,746
TECHNOLOGY	92,108	87,800	4,308	5%	87,800
Subtotal	\$ 1,823,687	\$ 1,688,365	\$ 135,322	8%	\$1,688,365
VARIABLE OPERATIONAL EXPENSES					
Total World Service Conference Support	\$ 1,823,687	\$ 1,688,365	\$ 135,322	8%	\$1,688,365

	YTD ACTUAL	YTD BUDGET	VARIANCE	VARIANCE%	ANNUAL
FELLOWSHIP DEVELOPMENT					
FIXED OPERATIONAL EXPENSES					
PUBLICATIONS	\$ 3,509	\$ 5,608	\$ (2,099)	-37%	\$ 5,608
FELLOWSHIP SUPPORT	9,918	15,000	(5,082)	-34%	15,000
PUBLIC RELATIONS	2,263	3,000	(737)	-25%	3,000
DEVELOPMENTAL LITERATURE	497,584	343,276	154,308	45%	343,276
ACCOUNTING	14,422	\$ 13,860	\$ 562	4%	\$ 13,860
PERSONNEL	857,582	756,381	101,200	13%	756,381
OVERHEAD	373,274	329,427	43,846	13%	329,427
TECHNOLOGY	108,855	103,763	5,092	5%	103,763
Subtotal	\$ 1,867,407	\$ 1,570,316	\$ 297,091	19%	\$1,570,316
VARIABLE OPERATIONAL EXPENSES					
SPIRITUAL PRINCIPLE A DAY BOOK	\$ 3,163	\$ -	\$ 3,163		-
Total Fellowship Development	\$ 1,870,570	\$ 1,570,316	\$ 300,254	19%	\$1,570,316
EVENTS					
FIXED OPERATIONAL EXPENSES					
FUTURE (AND PRIOR) CONVENTIONS	\$ 24,621	\$ 8,834	\$ 15,787		\$ 8,834
ACCOUNTING	2,773	2,665	108	4%	2,665
PERSONNEL	164,920	145,458	19,462	13%	145,458
OVERHEAD	71,783	63,351	8,432	13%	63,351
TECHNOLOGY	20,934	19,955	979	5%	19,955
Total Events (Not including WCNA)	\$ 285,032	\$ 240,263	\$ 44,768	19%	\$ 240,263
EXPENSES (For activity areas only)	\$9,024,722	\$7,422,193	\$1,602,529	22%	\$7,422,193
EXPENSES (Activity Areas w/o IRAN)	\$8,760,875	\$7,389,193	\$1,371,682	19%	\$7,389,193
EXCESS REVENUE/EXPENSE (Cash Activities only)	\$ 2,492,161	\$ 471,884	\$ 2,020,276	428%	\$ 471,884
NON-CASH ITEMS					
DEPRECIATION AND AMORTIZATION EXPENSE	\$ 224,475	\$ 375,000	\$ (150,525)	-40%	\$ 375,000
TOTAL EXPENSE cash and non-cash	\$9,249,197	\$7,797,193	\$1,452,005	19%	\$7,797,193
TOTAL EXCESS REV/EXP (Not inc. WCNA)	\$ 2,267,686	\$ 96,884	\$ 2,170,801	2241%	\$ 96,884
TOTAL EXCESS REV/EXP (Not inc. IRAN)	\$ 1,330,403	\$ 51,301	\$ 1,279,101	2493%	\$ 51,301
INCREASE (DECREASE) NET ASSETS	\$2,267,686	\$96,884	\$2,170,801	2241%	\$96,884
INCREASE (DECREASE) without IRAN	\$1,330,403	\$51,301	\$1,279,101	2493%	\$51,301

**Funds reported as income and expense at WSO Iran are shown as required under US accounting practices. Those practices require us to use published bank rates while the only real exchange available is the "street" rate. The net income over expense in Rials at WSO Iran for FY 2023 shows \$323,009 but is actually \$22,690 as of June 2024.

Fellowship Contributions Report

1 July 2022 through 30 June 2023

Please note: Contributions that are made through our original contributions portal (the "Contributions within NA Regions" option on this page, www.na.org/contribute) are listed in this report by name or service body. All other contributions are included in the first category of this report.

● Individuals ● Groups ● Area ● Regions ● Activities / Zonal Forums

Contributor (# of contributions)	FY 2023 contributions	+/-/= compared to FY 2022	Contributor (# of contributions)	FY 2023 contributions	+/-/= compared to FY 2022	Contributor (# of contributions)	FY 2023 contributions	+/-/= compared to FY 2022
Quick Contributions			Options for Us Group (0)			Twelve Steps New Life Group (12)		
Members/Groups/Service Bodies/Events	491,620.40	-	Phoenix Area (4)	2,286.49	-	Unity Area (2)	480.96	+
<i>DonorBox Total:</i>	491,620.40	-	Saturday Morning Group (11)	829.60	-	Xodus Group (0)	0.00	-
ABCD Region			Saturday Morning Serenity Group (0)	0.00	-	<i>Best Little Region Total:</i>	8,506.67	+
ABCD Region (9)	8,093.81	+	West Valley Area (3)	668.05	+	Big Moscow Region		
Berkshire County Area (4)	581.01	-	<i>Arizona Region Total:</i>	27,460.69	-	Big Moscow Region (0)	0.00	-
Freeway Group (1)	50.00	+	Arkansas Region			<i>Big Moscow Region Total:</i>	0.00	-
Green Mountain Area (1)	2,151.22	+	Arkansas Region (3)	6,267.76	+	Brazil Region		
Individual Members (1)	20.00	+	Central Arkansas Area (6)	1,655.16	-	Individual Members (0)	0.00	-
Mid-Hudson Area (13)	484.65	-	Clean & Serene Group (0)	0.00	-	<i>Brazil Region Total:</i>	0.00	-
Never Alone Group (4)	177.00	+	Foothills Unity Area (1)	161.27	-	Brazil Sul Region		
<i>ABCD Region Total:</i>	11,557.69	+	Individual Members (1)	100.00	-	Brazil Sul Region (1)	90.00	-
Alabama/NW Florida Region			Just For Today Group (0)	0.00	-	Individual Members (0)	0.00	-
New Idea Group (2)	50.00	+	Living Clean Group (0)	0.00	-	<i>Brazil Sul Region Total:</i>	90.00	-
Expect A Miracle Group (0)	0.00	-	New Start Group (3)	383.09	+	British Columbia Region		
Individual Members (0)	0.00	-	RAW Group (Recovery at Work) (0)	0.00	-	British Columbia Region (2)	413.34	-
<i>Alabama/NW Florida Region Total:</i>	50.00	-	<i>Arkansas Region Total:</i>	8,567.28	+	Cloverdale Group (0)	0.00	-
Alaska Region			Australian Region			Courtenay Unity Group (1)	147.57	-
Alaska Region (1)	900.00	+	Australian Region (4)	49,951.98	-	Individual Members (53)	2,936.07	+
Higher Ground Group (0)	0.00	-	Individual Members (37)	689.00	-	Journey to the Top Group (1)	112.07	-
Individual Members (14)	232.81	+	<i>Australian Region Total:</i>	50,640.98	-	Just As We Are Group (1)	200.00	-
Kenai Peninsula Area (1)	2,000.00	+	Bahrain			Kamloops Area (1)	585.86	+
Walk Your Talk Group (2)	150.00	-	Individual Members (1)	10.00	+	Key Tags Not Toe Tags Group (0)	0.00	-
<i>Alaska Region Total:</i>	3,282.81	+	<i>Bahrain Total:</i>	10.00	+	Ladysmith Steps & Traditions Group (0)	0.00	-
AL-SASK Region			Baja Son Region			New Hope Group (0)	0.00	-
AL-SASK Region (2)	616.15	-	Baja Son Region (2)	922.00	+	New West Nooners Group (3)	593.99	+
Central Saskatchewan Area (1)	737.83	+	<i>Baja Son Region Total:</i>	922.00	+	Pride in recovery Group (0)	0.00	-
Forward Bound Group (1)	73.80	+	Belgium Region			Reconstruction Group (1)	368.92	+
Individual Members (19)	499.00	-	Belgium Region (1)	990.10	+	Revelstoke Hope Group (1)	500.00	+
Peace Area (1)	1,470.73	+	Farsi Group Brussels (2)	262.95	+	South of Fraser Area (1)	1,468.97	+
<i>AL-SASK Region Total:</i>	3,397.51	-	Individual Members (0)	0.00	-	South Okanagan Area (0)	0.00	-
Aotearoa New Zealand Region			NA Antwerp Area (0)	0.00	-	South Vancouver Island Area (0)	0.00	-
Aotearoa New Zealand Region (2)	3,137.98	-	Tuesday Group Vleurgat (0)	0.00	-	Steps to Freedom Group (0)	0.00	-
Individual Members (0)	0.00	-	<i>Belgium Region Total:</i>	1,253.05	-	Step It Up Group (1)	220.02	+
<i>Aotearoa New Zealand Region Total:</i>	3,137.98	-	Best Little Region			Tri-Cities Area (0)	0.00	-
Argentina Region			12 Steps - New Life Group (12)	1,310.02	+	Vancouver Area (1)	181.93	-
Individual Members (12)	195.00	+	Best Little Region (2)	1,000.00	+	Vancouver Island North & Powell River Area (0)	0.00	-
<i>Argentina Region Total:</i>	195.00	+	Best Little Region Convention (1)	3,974.76	+	West Coast Area (0)	0.00	-
Arizona Region			Here & Now Group (2)	550.00	+	<i>British Columbia Region Total:</i>	7,728.74	-
Arizona Region (3)	18,000.00	-	Individual Members (2)	7.00	-	Buckeye Region		
East Valley Area (11)	2,971.10	+	Llano Estacado Area (1)	100.00	-	Buckeye Region (3)	3,100.00	+
Individual Members (29)	974.31	-	No Matter What Group (2)	80.00	+	Hopeful Beginnings Group (1)	84.62	+
It's Time Group (3)	732.40	+	No Matter What Group (0)	0.00	-	LEGS Area (1)	500.00	+
Moment of Clarity Group (2)	143.24	+	Nothing to Fear Group (9)	551.85	+	More Will Be Revealed Group (1)	500.00	+
Not Just Another NA Group (7)	355.50	+	Panhandle Area (1)	100.00	=	Tuesday/Thursday Morning Recovery Group (3)	80.00	+
O'HA NA Group (5)	500.00	-	Serenity Group (4)	150.00	+	Western Reserve Area (12)	320.00	+
						<i>Buckeye Region Total:</i>	4,584.62	+

Contributor (# of contributions)	FY 2023 contributions	+/-/= compared to FY 2022
California Inland Region		
California Inland Region (3)	16,402.51	+
Individual Members (1)	25.00	+
Southwest Area (1)	457.94	-
We Do Recover Group (11)	98.00	+
<i>California Inland Region Total:</i>	16,983.45	+
California Mid-State Region		
Being Clean is Happening Group (0)	0.00	-
California Mid-State Region (1)	5,000.00	+
Caring & Sharing Group (4)	222.29	+
Central Sierra South Area (1)	108.38	+
Gold Country Area (0)	0.00	-
Individual Members (11)	365.74	-
Tamo Junto Group (0)	0.00	-
<i>California Mid-State Region Total:</i>	5,696.41	-
Canada Atlantic Region		
Canada Atlantic Region (1)	92.52	-
Just For Today Group (2)	51.73	+
New Awakenings Group (1)	147.85	+
Newfoundland and Labrador Area (2)	158.07	+
Open Minded Group (2)	133.20	+
<i>Canada Atlantic Region Total:</i>	583.37	-
Carolina Region		
Acorns To Oaks Group (0)	0.00	-
BT Express Group (1)	10.00	+
Carolina Region (4)	43,788.52	+
Clean Living Group (3)	164.24	-
Day By Day Group (1)	219.04	+
Greater Charlotte Area (2)	496.89	+
Hell in a Bucket Group (0)	0.00	-
Individual Members (13)	5,274.00	+
It's A We Thing Group (2)	608.36	+
Lake Norman Area (10)	930.00	-
North Central Carolina Area (0)	0.00	-
Port City Area (1)	71.24	+
Primary Purpose Group (1)	48.80	-
Southern Piedmont Area (0)	0.00	-
Spiritually High Group (0)	0.00	-
Sun City Area (1)	1,006.45	+
Surrender to Win Group (2)	265.00	-
Upper South Carolina Area (6)	1,845.40	+
Vision of Hope Group (6)	254.00	+
Welcome Home Group (2)	101.00	-
<i>Carolina Region Total:</i>	55,082.94	+
Cayman Islands		
New Hope for Cayman Group (0)	0.00	-
<i>Cayman Islands Total:</i>	0.00	-
Central Atlantic Region		
12 + 12 = Change Group (1)	100.00	+
Addicts in the Belfry Group (0)	0.00	-
Almost Heaven Area (1)	3.25	+
Central Atlantic Region (1)	1,526.54	-

Contributor (# of contributions)	FY 2023 contributions	+/-/= compared to FY 2022
Check Up From the Neck Up Group (1)	22.50	-
Experience, Strength & Hope Group (1)	35.00	-
Individual Members (15)	549.00	+
NAmE-less Group (2)	62.50	+
New Dominion Area (1)	3,641.30	+
New River Valley Area (4)	100.00	-
New Vision Group (2)	40.00	-
Peninsula Area (0)	0.00	-
Piedmont Area (4)	1,050.00	+
Rappahannock Area (1)	50.00	+
Surrender To Win Group (1)	20.00	+
Visible Changes Group (12)	60.00	+
We Do Recover Group (9)	1,075.00	+
<i>Central Atlantic Region Total:</i>	8,335.09	-
Central California Region		
Central California Region (1)	1,400.00	-
Central Coast Area (3)	225.00	+
County Line Area (5)	828.75	+
Feel the Fire Group (2)	66.00	+
Gold Coast Area (17)	12,445.30	+
Grupo Solo Por Hoy (1)	50.00	+
Here & Now Group (0)	0.00	-
Individual Members (27)	1,907.25	-
Kern County Area (0)	0.00	-
Meat and Potatoes Group (1)	103.00	+
NA in the house Group (10)	20.00	+
New Attitudes Group (3)	500.00	+
Our Gratitude Speaks Group (2)	30.35	+
Passage to Recovery Group (10)	33.87	-
Spiritual Not Religious Group (1)	34.00	+
The Positive Hour Group (8)	655.00	+
Virtual Is Real Group (10)	428.00	+
We Do Recover Group (6)	650.00	-
Without Parallel Group (0)	0.00	-
<i>Central California Region Total:</i>	19,376.52	-
Chesapeake & Potomac Region		
Chesapeake & Potomac Region (2)	65,765.70	+
Clean Works Group (2)	45.00	+
Individual Members (36)	6,705.10	+
It Works How & Why Group (5)	103.42	+
Saturday Morning Relief Group (2)	36.13	+
Spiritual Awakenings Group (0)	0.00	-
<i>Chesapeake & Potomac Region Total:</i>	72,655.35	+
Chicagoland Region		
Chicagoland Region (2)	1,479.04	-
Individual Members (50)	2,231.00	-
It Works How & Why Group (11)	800.00	+
Liverpool International Group (1)	18.00	+
Mid-City Area (0)	0.00	-
Night Before Xmas Group (3)	44.32	-
No Place Like Home Group (4)	65.66	-
North City Area (12)	569.06	-

Contributor (# of contributions)	FY 2023 contributions	+/-/= compared to FY 2022
Recovery Works Group (1)	82.25	-
Rock River Area (0)	0.00	-
<i>Chicagoland Region Total:</i>	5,289.33	-
Colombia Region		
Colombia Region (0)	0.00	-
Grupo Fenix (0)	0.00	-
Individual Members (0)	0.00	-
Medellin Area (0)	0.00	-
Sur Antioquia Area (0)	0.00	-
<i>Colombia Region Total:</i>	0.00	-
Colorado Region		
Addicts Seeking Sanity Group (0)	0.00	-
Ain't Dead Yet! Group (3)	375.00	-
Colorado Region (3)	12,000.00	-
Crestone Group (0)	0.00	-
Individual Members (33)	773.00	-
Pallbearers Group (8)	447.67	-
Pikes Peak Area (7)	1,332.53	-
Primary Purpose Group (0)	0.00	-
Southern Serenity Group (1)	96.00	+
When at the End of the Road Group (1)	128.00	+
Writing to Freedom Group (1)	85.78	+
<i>Colorado Region Total:</i>	15,237.98	-
Connecticut Region		
Connecticut Region (9)	17,075.30	-
Greater Hartford Area (9)	2,160.52	-
Individual Members (7)	105.00	-
More Good Times Ahead Group (2)	94.30	+
No Other Way Group (0)	0.00	-
Steppin Thru It All Group (0)	0.00	-
Thru the Steps Group (0)	0.00	-
United Shoreline Area (1)	137.87	+
WECoverly Group (3)	357.00	+
<i>Connecticut Region Total:</i>	19,929.99	-
Costa Rica Region		
Costa Rica Region (0)	0.00	-
Grupo Para Siempre (1)	21.52	-
Individual Members (18)	296.07	-
<i>Costa Rica Region Total:</i>	317.59	-
Cuba Region		
Cuba Region (1)	100.00	=
<i>Cuba Region Total:</i>	100.00	=
Cyprus		
NA Cyprus Group (0)	0.00	-
<i>Cyprus Total: (0)</i>	0.00	-
Denmark Region		
AF Banen Gruppen (0)	0.00	-
Denmark Region (0)	0.00	-
Hold Det Enkelt Gruppen (Randers) (1)	200.00	=
<i>Denmark Region Total:</i>	200.00	-

Contributor (# of contributions)	FY 2023 contributions	+/-/= compared to FY 2022
Eastern New York Region		
Eastern New York Region (4)	8,648.68	+
Individual Members (0)	0.00	-
Spiritual Connection Group (5)	193.00	=
<i>Eastern New York Region Total:</i>	8,841.68	+
Eastern Pennsylvania Region		
Eastern Pennsylvania Region (1)	3,800.00	+
Individual Members (0)	0.00	-
<i>Eastern Pennsylvania Region Total:</i>	3,800.00	+
Egypt Region		
Egypt Region (1)	700.00	-
Individual Members (0)	0.00	-
<i>Egypt Region Total:</i>	700.00	-
Finland Region		
Individual Members (12)	124.97	-
Kaakonkulman-Piiri Area (1)	200.00	-
NA Ryhma C/O Jere (0)	0.00	-
Perusteksti Group (1)	53.19	+
<i>Finland Region Total:</i>	378.16	-
Florida Region		
A Train To Somewhere Group (2)	100.41	-
Circle of Hope Group (3)	150.00	-
Florida Region (3)	37,160.48	+
Forest Area (3)	475.00	-
Grupo Un Nuevo Comienzo (6)	305.00	+
Hard Core Group (0)	0.00	-
Individual Members (54)	8,693.00	-
Life On Life's Terms Group (11)	350.00	-
Miracles of Faith (0)	0.00	-
MORE: Keeping Clean Group (2)	90.00	+
Nature Coast Area (5)	425.00	+
New Beginning Group (0)	0.00	-
Palm Coast Area (3)	3,875.26	-
Quarantined Florida Group (3)	50.00	+
Recovery Central Group (6)	92.25	+
Recovery Matters Group (0)	0.00	-
Steps To Freedom Group (3)	92.01	+
Water View Recovery Group (0)	0.00	-
<i>Florida Region Total:</i>	51,858.41	-
France Region		
France Region (1)	2,941.18	-
Individual Members (12)	1,200.00	+
<i>France Region Total:</i>	4,141.18	-
Free State Region		
5 to 1 Group (1)	500.00	+
Clean & Serene Dreamers Group (1)	131.49	+
Free State Convention #28 (1)	3,000.00	+
Free State Region (5)	21,646.05	+
Individual Members (5)	423.00	-
Keep Coming Back Group (0)	0.00	-

Contributor (# of contributions)	FY 2023 contributions	+/-/= compared to FY 2022
No Matter What Group (0)	0.00	-
Some Are Sicker Than Others Group (1)	70.00	+
<i>Free State Region Total:</i>	25,770.54	+
Georgia (country)		
Batumi Group (1)	35.00	+
<i>Georgia (country) Total:</i>	35.00	+
Georgia Region		
1st Step Group (1)	9.50	-
Addicts R Us Group (1)	150.00	-
A Little Girl Grows Up Convention (1)	700.00	+
Alta Group (0)	0.00	-
Beginners Group (2)	158.76	+
Central Savannah River Area (1)	1,000.00	+
CPR Group (Come Practice Recovery) (2)	138.00	-
Fix Group (1)	26.84	+
Georgia Region (2)	61,329.50	+
Grupo Nuevo Amanecer (1)	50.00	+
How You Livin Group (12)	1,486.00	-
Individual Members (12)	1,500.00	-
International City Group (2)	52.55	-
Living Free Group (8)	221.56	-
Macon Miracles Group (1)	115.00	-
New Horizon Group (3)	254.44	-
No Matter What Group (6)	242.00	+
Noonday Atlanta Group (6)	337.75	+
North Atlanta Area (10)	5,987.88	+
Spirit & Service Group (3)	162.00	-
Stairway Group (2)	600.00	+
Sunday Morning Spiritual Group (1)	68.00	+
Surrender Group (0)	0.00	-
Together at 6 Group (5)	450.00	+
Two Dec's & Beyond Group (0)	0.00	-
<i>Georgia Region Total:</i>	75,039.78	+
German Speaking Region		
Berlin Area (Gebiet Berlin) (4)	2,139.70	+
Bochum Friday Group (4)	457.97	-
Farsi Group - Bremen (0)	0.00	-
German Speaking Region (1)	1,980.20	-
Individual Members (19)	287.41	-
Mitte Area (Gebiet Mitte) (0)	0.00	-
Monday Meeting Bochum (5)	496.38	+
NA Saturday Mtg Hamburg (0)	0.00	-
Nord Area (Gebiet Nord) (0)	0.00	-
Potsdam Group (0)	0.00	-
Spirituelle Prinzipien Gruppe (0)	0.00	-
Sued Area (Gebiet Sued) (2)	737.72	+
Sunday Meeting Group (1)	104.17	+
Sunday Morning Group (0)	0.00	-
<i>German Speaking Region Total:</i>	6,203.55	-
Grande Sao Paulo Region		
Individual Members (12)	360.00	=
<i>Grande Sao Paulo Region Total:</i>	360.00	=

Contributor (# of contributions)	FY 2023 contributions	+/-/= compared to FY 2022
Greater Illinois Region		
Greater Illinois Region (1)	2,220.50	+
<i>Greater Illinois Region Total:</i>	2,220.50	+
Greater New York Region		
A Greater Consciousness Group (2)	65.00	+
Bronx Area (0)	0.00	-
Eastern Long Island Area (0)	0.00	-
Greater New York Region (4)	16,000.00	-
Individual Members (15)	100,140.00	+
Serenity on Saturday Group (1)	6.00	+
Zoom In on Recovery Group (1)	180.30	+
Women Growing in Recovery Group (0)	0.00	-
<i>Greater New York Region Total:</i>	116,391.30	+
Greater Philadelphia Region		
Clean Acres Area (Chester County) (4)	624.73	-
Delco Area (8)	2,730.08	+
Down Payment on Life Group (4)	285.00	+
God Has a Plan for Us Group (0)	0.00	-
Greater Camden Area (2)	200.00	-
Greater Philadelphia Region (6)	13,000.00	+
Individual Members (14)	560.00	-
North West Area (1)	40.00	+
Recovery in the Morning Group (11)	60.00	+
Schuylkill Valley Area (2)	1,000.00	+
Stepping into Serenity Group (11)	120.00	-
Thank God It's Friday Group (11)	5.00	+
West Oak Lane Group (11)	123.00	+
Women & Men About Change Group (4)	285.00	+
<i>Greater Philadelphia Region Total:</i>	19,032.81	+
Greece Region		
Greece Region (0)	0.00	-
Pigasos Area (1)	300.00	+
<i>Greece Region Total:</i>	300.00	-
Guatemala Region		
Guatemala Region (1)	375.00	+
<i>Guatemala Region Total:</i>	375.00	+
Hawaii Region		
Hawaii Region (4)	6,204.91	+
Ho'o Kupuono/Anahola Group (1)	49.00	-
Individual Members (15)	390.01	-
Kauai Area (1)	50.00	+
Mauai Area (6)	1,125.00	-
Oahu Area (12)	431.92	+
Owan No Au Group (4)	198.00	-
<i>Hawaii Region Total:</i>	8,448.84	-
HOW Brazil Region		
How Brazil Region (1)	1,550.00	+
Individual Members (13)	220.00	+
<i>HOW Brazil Region Total:</i>	1,770.00	+

Contributor (# of contributions)	FY 2023 contributions	+/-/= compared to FY 2022	Contributor (# of contributions)	FY 2023 contributions	+/-/= compared to FY 2022	Contributor (# of contributions)	FY 2023 contributions	+/-/= compared to FY 2022
Indiana Region			Living the Program Group (2)	30.00	=	Open Mind Group (5)	475.00	+
Central Indiana Area (10)	4,508.43	+	Louisville Area (1)	50.00	-	Rising Star Group (0)	0.00	-
Cross Roads Area (3)	618.00	+	NA Meeting Group (2)	70.94	+	Unity Area (0)	0.00	-
East Central Area (3)	493.00	+	South Central Kentucky Area (4)	268.66	+	<i>Louisiana Region Total:</i>	4,139.25	-
Grateful Misfits Group (0)	0.00	-	Spiritual Workshop Group (0)	0.00	-			
Indiana Region (6)	5,550.96	-	<i>Kentuckiana Region Total:</i>	9,460.54	+	Metro Detroit Region		
Indiana Region Convention (1)	2,163.94	-				Individual Members (25)	1,640.00	+
Individual Members (39)	1,477.73	+	Kuwait Region			Metro Detroit Region (6)	2,500.00	-
Michiana Area (7)	441.50	+	Individual Members (0)	0.00	-	Stay Alive II Group (2)	100.00	+
Midstate Area (5)	1,849.03	-	<i>Kuwait Region Total:</i>	0.00	-	Western Wayne Area (9)	2,457.62	-
Northeastern Indiana Area (2)	793.12	+				<i>Metro Detroit Region Total:</i>	6,697.62	-
Rats NA Drain Ditch Group (6)	273.50	+	Lithuania Region					
South Central Indiana Area (1)	2,800.00	+	Freedom Group (1)	106.38	-	Mexico Region		
South Shore Area (6)	2,150.00	-	Individual Members (0)	0.00	-	Grupo El Momento (1)	5.00	+
That Tuesday...Broad Ripple Group (4)	225.00	+	Laisve Group (2)	156.25	+	<i>Mexico Region Total:</i>	5.00	+
Tuesday Night Group (0)	0.00	-	<i>Lithuania Region Total:</i>	262.63	+			
<i>Indiana Region Total:</i>	23,344.21	-				Michigan Region		
Iowa Region			Lone Star Region			Against All Odds Group (0)	0.00	-
Individual Members (12)	300.00	-	Another Chance Group (2)	20.00	-	Capital Area (3)	1,970.54	+
Iowa Region (3)	3,000.00	-	Back To Basics Group (0)	0.00	-	Greater Grand Rapids Area (3)	208.43	-
Stairway to Heaven Group (0)	0.00	-	Born Again Group (11)	1,075.00	+	Happy & Free 2 Group (0)	0.00	-
We Do Recover Group (0)	0.00	-	Broadway Group (0)	0.00	-	Heavenly Express Group (3)	426.50	-
<i>Iowa Region Total:</i>	3,300.00	-	Central Group (11)	250.00	+	Individual Members (16)	712.94	-
			Clean in Cove Group (0)	0.00	-	Northwestern Michigan Area (1)	500.00	+
Irish Region			Dallas Area (9)	1,386.52	-	Recovery at Fifth & Oak Group (0)	0.00	-
Individual Members (38)	910.00	-	Eastside Recovery Group (4)	225.00	+	Saginaw Bay Area (1)	500.00	+
Irish Region (0)	0.00	-	Fort Worth Area (5)	344.60	-	Southwest Michigan Area (0)	0.00	-
Living Clean - The Journey Continues Group (0)	0.00	-	Grace Group (11)	400.00	-	Staying United Group (2)	92.19	+
Southern Area (2)	3,613.94	-	Grove Group (4)	244.00	-	<i>Michigan Region Total:</i>	4,410.60	+
<i>Irish Region Total:</i>	4,523.94	-	Haslet Group (5)	296.95	-			
			Heart Of Texas Area (2)	523.60	-	Mid-America Region		
Israel Region			Individual Members (29)	764.00	-	Brothers & Sisters Group (0)	0.00	-
Individual Members (13)	1,490.00	+	Irving Group (8)	249.42	-	Central Kansas Area (2)	1,400.00	-
<i>Israel Region Total:</i>	1,490.00	+	Just For Today Group (11)	350.00	+	Individual Members (13)	440.00	-
			Keep it Simple Group (1)	71.34	-	Just for Today Area (2)	400.00	+
Italy Region			Last House on the Block Group (0)	0.00	-	Just For Today Group (1)	100.00	-
Cesena Group (1)	53.19	+	Lone Star Region (3)	3,000.00	=	Mid-America Region (1)	15,467.72	+
Individual Members (1)	29.70	+	New Beginnings Group (0)	0.00	-	Pioneer Group (1)	100.00	+
Italy Region (2)	4,095.74	+	Northside Group (10)	1,052.47	-	Second Chance Group (15)	1,600.00	+
La Fenice group Cesna (1)	49.50	+	Surrender Starts Here Group (0)	0.00	-	U Gotta Wanna Group (1)	44.00	+
<i>Italy Region Total:</i>	4,228.13	+	Texarkana Area (2)	5,793.98	+	<i>Mid-America Region Total:</i>	19,551.72	+
			Town East Group (6)	1,664.31	-			
Japan Region			Visions of Recovery Group (1)	400.00	+	Mid-Atlantic Region		
Individual Members (0)	0.00	-	Waxahachie Group (11)	160.00	+	Individual Members (12)	300.00	-
Japan Region (1)	1,850.00	-	Wylie Group (1)	178.94	+	Keep it Simple Group (0)	0.00	-
<i>Japan Region Total:</i>	1,850.00	-	<i>Lone Star Region Total:</i>	18,450.13	-	Liberty in Litzitz Group (2)	68.00	-
						Mid-Atlantic Region (4)	28,036.31	-
Kentuckiana Region			Louisiana Region			Only with Vigilance Group (0)	0.00	-
Clean & Serene Group (2)	375.00	+	Conscious Contact Group (1)	5.00	+	U Gotta Wanna Group (0)	0.00	-
Here & Now Group (1)	20.00	+	Experience, Strength & Hope Group (0)	0.00	-	Ultimate Weapon Group (1)	150.00	=
How It Works Group (10)	830.84	-	Hardcore Group (2)	50.00	+	Value of Life Group (0)	0.00	-
Individual Members (2)	30.00	=	Individual Members (21)	410.00	-	<i>Mid-Atlantic Region Total:</i>	28,554.31	-
Just Us Home Group (7)	150.00	-	It Works Group (0)	0.00	-			
Kentuckiana Region (2)	7,635.10	+	Louisiana Region (4)	2,382.35	-	Minas Region		
			Northshore Area (3)	816.90	-	Minas Region (1)	440.00	+
						<i>Minas Region Total:</i>	440.00	+

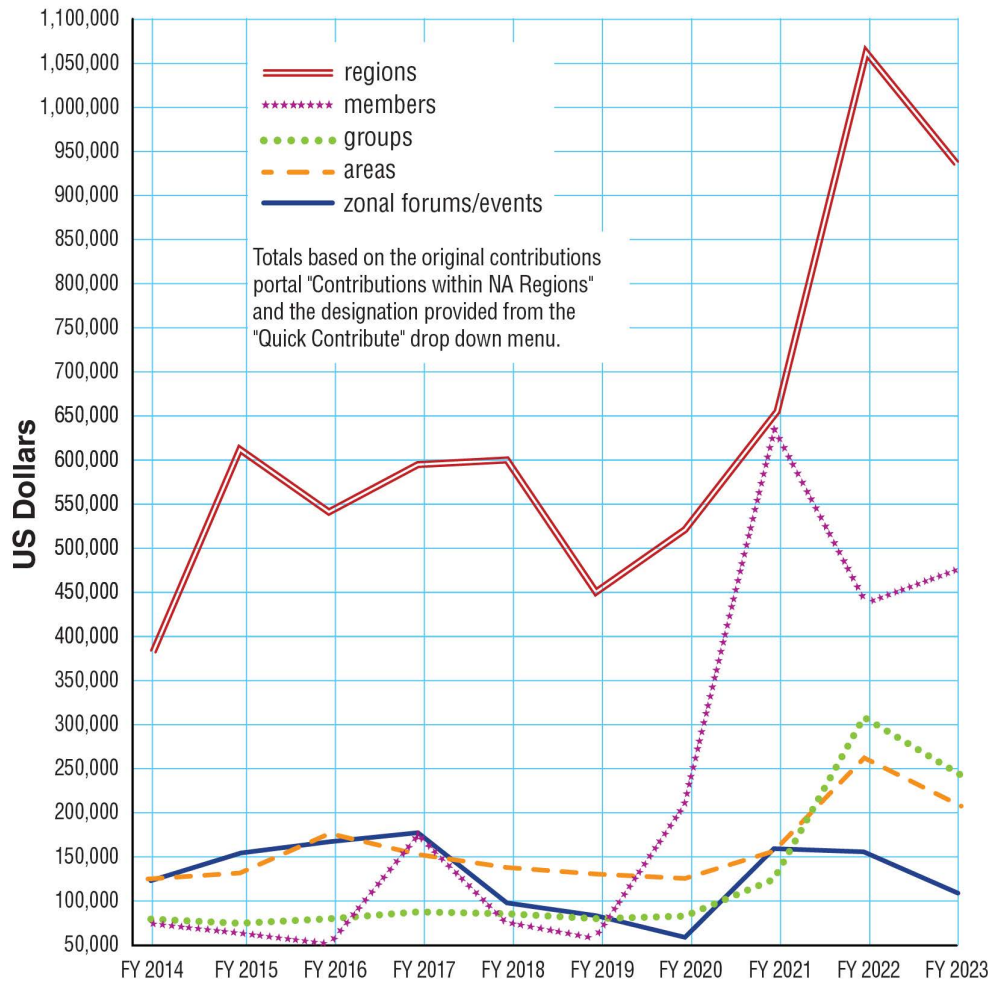
Contributor (# of contributions)	FY 2023 contributions	+/-/= compared to FY 2022	Contributor (# of contributions)	FY 2023 contributions	+/-/= compared to FY 2022	Contributor (# of contributions)	FY 2023 contributions	+/-/= compared to FY 2022
Minnesota Region			New England Region			Group 55 (1) 20.00 =		
Area of Hope (0)	0.00	-	Cape Cod Area (0)	0.00	-	Group 65 (4)	80.00	-
Back To Basics Area (0)	0.00	-	Friday Night Step on Greenwood Group (2)	31.00	-	Individual Members (102)	2,050.00	-
Early Morning Recovery Group (0)	0.00	-	Individual Members (37)	1,419.00	-	Los Gatos Home Group (8)	1,808.65	+
Gotta Do Something Group (0)	0.00	-	Leggs-n-Eggs Group (4)	375.00	+	Mission Peak Area (3)	1,315.50	+
Individual Members (36)	720.00	-	Martha's Vineyard Area (0)	0.00	-	No Matter What Group (0)	0.00	-
Live the Steps or Die...Group (2)	337.00	+	Mid Day Break Group (4)	83.00	+	Nooners Group (14)	170.94	-
Minnesota Region (1)	9,000.00	+	New England Region (5)	19,927.35	-	Northern California Region (10)	17,607.94	-
Northern Lights Area (1)	1,120.58	+	Point of Freedom Group (0)	0.00	-	Orland Back to Basics Group (2)	19.23	-
Tuesday Night Fresh Start Group (2)	90.00	+	Recovery in the Chapel Group (8)	801.00	+	Paradise Monday Night Group (5)	36.25	-
Twin Cities Area (2)	1,482.59	+	Working It Group (0)	0.00	-	Peace in the Pines Group (0)	0.00	-
Vision of Hope Area (1)	349.22	-				Polish Club Group (0)	0.00	-
Minnesota Region Total:	13,099.39	+	New England Region Total:	22,636.35	-	Shasta/Trinity Area (10)	1,794.77	-
Mississippi Region			New Jersey Region			Sunday Night Book Study Group (0) 0.00 -		
Carpe PM Group (9)	212.00	-	Blessings By The Sea Group (0)	0.00	-	We Do Recover Group (1)	94.00	+
Mid Mississippi Area (0)	0.00	-	Bordentown Group (6)	51.00	+	Wild Recovery Group (2)	140.00	-
Mississippi Region (4)	6,668.88	+	Burlington County Area (1)	500.00	+	Workin' the Steps Group (0)	0.00	-
Mississippi Region Total:	6,880.88	+	Capital Area (2)	180.00	+			
Moldova Region			Northern California Region Total:			30,977.16 -		
Individual Members (11)	110.00	=	Foundation of Hope Group (6)	25.00	+	Northern New England Region		
Moldova Region (1)	370.00	+	Greater New Brunswick Area (1)	730.54	-	Gift of Today Group (1) 100.00 +		
Moldova Region Total:	480.00	+	Hope in Freehold Group (0)	0.00	-	Individual Members (12) 1,200.00 -		
Montana Region			North Carolina Region			Serenity at Lunch Group (6) 315.00 +		
Everything Under the Sun Group (2)	94.56	-	Individual Members (28)	846.08	-	White Mountain NA of Lancaster Group (11) 220.00 -		
Montana Region (3)	3,048.15	-	Just For Today Group (0)	0.00	-	Northern New England Region Total: 1,835.00 +		
Recovery Group (0)	0.00	-	New Jersey Region (7)	3,500.00	+	Northern New Jersey Region		
Western Montana Area (0)	0.00	-	Ocean Area (8)	1,846.72	-	Bergen Area (0) 0.00 -		
Montana Region Total:	3,142.71	-	Sisters Seeking Serenity Group (1)	150.00	+	Freedom Through Unity Area (3) 1,605.05 +		
Mountaineer Region			North Carolina Region Total:			7,829.34 -		
Addict to Addict Group (0)	0.00	-	Twelve Steps to Freedom Group (0)	0.00	-	Hudson County Area (11) 4,671.00 +		
DRC Group (1)	150.00	+	Why Are We Here? Group (0)	0.00	-	Individual Members (3) 90.00 +		
Individual Members (1)	400.00	+	North Carolina Region Total:			14,511.63 +		
Mountaineer Region (1)	2,000.00	-	Capital Area (7)	1,202.69	+	Northern New Jersey Region (10) 4,167.80 -		
No Reservations Group (0)	0.00	-	Down East Area (1)	484.50	+	Northwest New Jersey Area (3) 90.19 +		
Second Wind Group (1)	25.00	+	Honest Desire Group (1)	800.00	+	Original New Jersey Area (1) 2,000.00 +		
Mountaineer Region Total:	2,575.00	-	Individual Members (13)	1,558.00	-	The Journey Continues Group (0) 0.00 -		
Nebraska Region			North West Russia Region			What A Better Way To Live Group (0) 0.00 -		
Aurora Steptakers Group (0)	0.00	-	Individual Members (0)	0.00	-	Northern New Jersey Region Total: 12,624.04 +		
Central Nebraska Area (0)	0.00	-	North West Russia Region (0)	0.00	-	Northern New York Region		
Eastern Nebraska Area (2)	120.00	+				Individual Members (7) 112.00 -		
Individual Members (6)	120.00	-	North West Russia Region Total:			0.00 -		
Nebraska Region (3)	16,747.51	+	Northern California Region			Northern New York Region (2) 167.31 +		
Nebraska Region Total:	16,987.51	+	Alcohol is a Drug Group (0) 0.00 -			Ultimate Weapon, Brooklyn NY (12) 1,200.00 +		
Netherlands Region			Area de Habla Hispana Area (6) 674.70 +			Northern New York Region Total: 1,479.31 +		
Da Costa Group (0)	0.00	-	Bay Area Convention of NA (0) 0.00 -			Northwestern Russia Region		
Individual Members (6)	72.00	-	Camden Home Group (3) 976.93 +			Northwestern Russia Region (2) 500.00 +		
Maastricht Woensdag Group (1)	79.79	+	Contra Costa Area (14) 3,345.46 +			Northwestern Russia Region Total: 500.00 +		
Netherlands Region (1)	750.00	-	Davis Group (10) 695.87 +			Norway Region		
Sittard Group (2)	174.83	+	Friday Night Alternative Group (3) 146.92 -			Individual Members (0) 0.00 -		
Netherlands Region Total:	1,076.62	-	Group 35 (Sacramento Area) (0) 0.00 -			Kongsberg Group (1) 200.00 -		
						NA Outdoor Event Ski and Recovery (1) 90.01 -		
						Norway Region (0) 0.00 -		
						Sarpsborg Group (1) 1,750.00 +		
						Norway Region Total: 2,040.01 -		

Contributor (# of contributions)	FY 2023 contributions	+/-/= compared to FY 2022	Contributor (# of contributions)	FY 2023 contributions	+/-/= compared to FY 2022	Contributor (# of contributions)	FY 2023 contributions	+/-/= compared to FY 2022
Occidente-Mexico Region			Individual Members (49)			Follow Your Heart Group (2)		
Individual Members (0)	0.00	-	Lane County Area (1)	1,000.00	+	Good Orderly Direction Group (0)	0.00	-
<i>Occidente-Mexico Region Total:</i>	0.00	-	Learning to Live Group (1)	140.00	+	Individual Members (19)	4,865.00	-
Ohio Region			Pacific Cascade Region (1)			Mesquite Misfits Group (1)		
Come Together Group (0)	0.00	-	Serenity Sisters Group (1)	350.00	+	Monday Night Freedom Group (0)	0.00	-
Dark Side of the Spoon Group (0)	0.00	-	Show Me How To Live Group (0)	0.00	-	More Will Be Revealed Group (2)	98.00	+
Godzvilla Group (1)	170.00	+	Talking Heads Group (1)	40.00	+	No Matter What Group (1)	120.00	=
Hopeful Group (1)	50.00	+	Washington County Area (3)	1,487.00	+	No Matter What Group (0)	0.00	-
Greater Cincinnati Area (0)	0.00	-	<i>Pacific Cascade Region Total:</i>	5,407.00	-	North By Northwest Area (5)	2,592.43	-
Individual Members (6)	50.00	-	Panama Region			Region 51 (3)	6,000.00	+
Ohio Region (5)	11,492.28	+	Panama Region (0)			Saturday Night Live Group (1)	120.00	+
Simplicity Group (1)	100.00	+	<i>Panama Region Total:</i>			Saturday Night Surrender Group (5)	289.00	+
West Side Story Group (0)	0.00	-	Peru Region (2)			Saturday Night Unloaded Group (2)	240.00	+
Winners Group (3)	550.00	=	<i>Peru Region Total:</i>			South Valley Area (0)	0.00	-
<i>Ohio Region Total:</i>	12,412.28	+	Philippines Region (0)			Ties That Bind Woman's Retreat (1)	100.00	+
OK Region			Poland Region			Who's House Is It & Who Cares Anyway Group (2)	40.00	-
33rd Street Recovery Group (1)	25.00	=	Individual Members (0)			<i>Region 51 Total:</i>	17,135.35	-
Eastern Area (0)	0.00	-	Poland Region (0)			Region Del Coqui		
Individual Members (5)	10,200.00	+	<i>Poland Region Total:</i>			Grupo Solo Por Hoy (7)		
Living Room Group (2)	15.03	-	Portugal Region (0)			Grupo Un Nuevo Atardecer (0)		
NA-A-Risin' Group (0)	0.00	-	Grupu Pegadas na Areia (1)			Individual Members (24)		
No Grass Group (3)	172.00	+	Grupu Sextas Feiras Loucas (2)			Oeste Area (3)		
Northside Stroll Group (8)	1,125.00	+	Individual Members (0)			Region Del Coqui (6)		
OK Region (7)	12,000.00	-	Portugal Region (0)			<i>Region Del Coqui Total:</i>		
Sharing N Recovery Group (0)	0.00	-	<i>Portugal Region Total:</i>			Rio de Janeiro Region (0)		
Western Area (7)	1,600.00	+	Quebec Region (0)			<i>Rio de Janeiro Region Total:</i>		
<i>OK Region Total:</i>	25,137.03	+	Groupe Le Narcotique Anonymous (0)			Rio Grande do Sul Region		
Oman Region			Individual Members (12)			Individual Members (0)		
Oman Region (1)	1,500.00	-	Outaouais Area (2)			Rio de Janeiro Region (0)		
<i>Oman Region Total:</i>	1,500.00	-	Quebec Region (2)			<i>Rio de Janeiro Region Total:</i>		
Ontario Region			Rive-Sud Area (3)			Rio Grande do Sul Region (4)		
Bring Your Own Book Group (1)	200.00	+	Sud-Ouest Area (1)			Individual Members (4)		
Heart & Soul Group (0)	0.00	-	<i>Quebec Region Total:</i>			<i>Rio Grande do Sul Region Total:</i>		
Home Group (1)	77.56	+	Red River Region (2)			Rio Grande Region		
Individual Members (65)	1,805.60	-	Okla-Tex Area (2)			Greater Albuquerque Area (1)		
Inside Recovery Group (0)	0.00	-	Primary Purpose Group (1)			Individual Members (25)		
New Freedom Group (1)	176.62	-	Red River Region (1)			Rio Grande Region (1)		
Ontario Region (2)	12,902.42	+	Refinishing Group (0)			We Group (1)		
Ottawa Area (0)	0.00	-	<i>Red River Region Total:</i>			Women: If You Want What We Have Group (0)		
Reese's Pieces Group (1)	149.43	+	Region 51 (3)			<i>Rio Grande Region Total:</i>		
Road to Recovery Group (0)	0.00	-	Addicts Together Group (3)			Rio Grande Region (1)		
Survivor's Club Group (0)	0.00	-	AM Miracles Group (9)			We Group (1)		
There Comes a Time Group (1)	368.92	+	CAN Area (1)			Women: If You Want What We Have Group (0)		
Together We Can Group (2)	325.37	-	Drugs No More Group (0)			<i>Rio Grande Region Total:</i>		
Toronto Area (4)	2,389.31	+	<i>Region 51 Total:</i>			San Diego/Imperial Counties Region		
Why We Stay Group (0)	0.00	-	Region 51 (3)			Caring & Sharing Group (4)		
<i>Ontario Region Total:</i>	18,395.23	+	Addicts Together Group (3)			Clean Team Group (0)		
Pacific Cascade Region			AM Miracles Group (9)			HOW Group (0)		
Basic NA Group (1)	40.00	-	CAN Area (1)			Individual Members (14)		
Central Oregon High Desert Area (0)	0.00	-	Drugs No More Group (0)			Living the Dream Group (0)		
Hanging With the Fellas Group (1)	50.00	+	<i>Pacific Cascade Region Total:</i>			North Coastal Area (1)		
<i>Pacific Cascade Region Total:</i>			0.00			North County Inland Area (5)		
<i>Pacific Cascade Region Total:</i>			0.00			San Diego Region (1)		
<i>Pacific Cascade Region Total:</i>			0.00			South Bay Area (0)		
<i>Pacific Cascade Region Total:</i>			0.00			<i>San Diego/Imperial Counties Region Total:</i>		
<i>Pacific Cascade Region Total:</i>			0.00			2,481.19		

Contributor (# of contributions)	FY 2023 contributions	+/-/= compared to FY 2022	Contributor (# of contributions)	FY 2023 contributions	+/-/= compared to FY 2022	Contributor (# of contributions)	FY 2023 contributions	+/-/= compared to FY 2022
Show-Me Region			South Florida Region (4)			Spain Region		
Are You Ready For Some Recovery Group (1)	200.00	+	Sunset Coast Area (0)	0.00	-	Grupo La Nave (0)	0.00	-
Door To Recovery Group (0)	0.00	-	Women's Group (0)	0.00	-	Grupo Vivir Limpios (1)	108.70	+
Flight to Freedom Campout (1)	269.52	+	South Florida Region Total: 20,396.08			Individual Members (0)	0.00	-
Good Orderly Direction Group (0)	0.00	-	Southern California Region			Spain Region (2)	12,351.78	-
Greater St Charles Area (0)	0.00	-	A Monday Night Meeting Group (0)	0.00	-	Spain Region Total: 12,460.48		
Heartland Area (2)	399.03	+	Burning Desire Group (1)	28.22	+	Sweden Region		
Individual Members (17)	1,331.00	-	Circle of Hope Group (0)	0.00	-	A New Way of Life Group (1)	107.53	-
Little Egypt Area (0)	0.00	-	Courage to Change Group (3)	570.00	-	NA Online Sweden (1)	93.00	+
Northland Area (1)	250.00	-	Eastern Sierra Area (1)	441.13	-	Speaker Jam (1)	560.86	+
OP Group (3)	316.25	+	From Turning Corners To Turning Pages Group (0)	0.00	-	Sweden Region (NA Sverige) (0)	0.00	-
Peaceful Serenity Group (1)	40.00	+	Grupo Si Nos Recuperamos (0)	0.00	-	Sweden Region Total: 761.39		
Primary Purpose Area (2)	375.00	+	Individual Members (111)	14,357.66	+	Switzerland Region		
Show-Me Region (1)	26,068.74	+	Just for Today Group (7)	1,205.00	+	Switzerland Region (1)	7,216.74	-
Step By Step Group (0)	0.00	-	Monday Night Madness Group (1)	100.00	+	Switzerland Region Total: 7,216.74		
THE Group (2)	200.00	+	New Life Noon Group (1)	49.45	+	Tejas Bluebonnet Region		
Show-Me Region Total: 29,449.54			Quest for Serenity Group (10)	1,429.50	+	Agape Group (1)	150.00	+
Siberian Region			Recovery in the Varrio Group (0)	0.00	-	Central Texas Area (0)	0.00	-
Individual Members (0)	0.00	-	Regardless of Group (0)	0.00	-	Clean & Free Group (8)	996.76	+
Siberian Region Total: 0.00			Santa Clarita Area (0)	0.00	-	Easy Does It Group (0)	0.00	-
Sierra Sage Region			Saturday Clean Time Group (6)	324.55	-	Hill Country Area (0)	0.00	-
Bad Boys Group (1)	30.00	+	Saturday Morning Women's Retreat Group (1)	104.00	+	Houston Area (11)	1,671.24	+
Biggest Little Area (1)	500.00	+	Serenity Above the Sea Group (0)	0.00	-	Hugs not Drugs Group (12)	120.00	-
Diamonds in the Rough Group (1)	75.00	+	Southern Antelope Valley Area (0)	0.00	-	Individual Members (28)	668.75	-
Just For Today Group (0)	0.00	-	South Coast Area (4)	388.05	+	Kerrville Agape Group (0)	0.00	-
Never Alone Group (12)	300.00	-	Southern California Region (3)	23,075.96	-	Lost & Found Group (0)	0.00	-
Never Alone Never Again Group (0)	0.00	-	Spiritual Principles Group (0)	0.00	-	Northside Area (2)	400.00	+
Nooner Topic Group (2)	200.00	+	Sunday Morning Circle Group (0)	0.00	-	Northside Area Campout (0)	0.00	-
Recovery Dogs Group (3)	103.00	+	Surrender To Win Group (0)	0.00	-	Our Gift Group (4)	79.00	+
Rural Nevada Area (1)	600.00	+	Tuesday Night Solutions Group (0)	0.00	-	Saturday Night Live Group (0)	0.00	-
Saturday Night Special Group (4)	97.68	-	Tuesday Step Study Group (9)	3,000.00	+	Surrender to Win Group (1)	5,000.00	-
Sierra Sage Region (6)	3,700.00	+	We Came To Believe Group (0)	0.00	-	Tejas Bluebonnet Region (4)	19,280.89	+
Sierra Sage Regional Convention (1)	25,000.00	+	Wednesday Night Wisdom Group (0)	0.00	-	Texas Unity Convention (2)	770.37	-
Sierra Sage Region Total: 30,605.68			West End Area (5)	1,875.00	-	Tejas Bluebonnet Region Total: 29,137.01		
Singapore Region			Wild Recovery SoCal Group (1)	148.50	+	Tranzit Region		
Individual Members (0)	0.00	-	Women's Literature Study Group (0)	0.00	-	Individual Members (0)	0.00	-
Singapore Region Total: 0.00			Southern California Region Total: 47,097.02			Tranzit Region Total: 0.00		
South Dakota Region			Southern Idaho Region			Tri-State Region		
New Hope Group (2)	380.00	+	Emerson Group (0)	0.00	-	An Amazing Journey Group (0)	0.00	-
South Dakota Region (1)	1,000.00	+	Individual Members (14)	555.00	-	Central Western Pennsylvania Area (11)	275.00	+
West River Area (1)	139.86	+	Magic Valley Area (0)	0.00	-	East End Area (3)	1,383.74	+
South Dakota Region Total: 1,519.86			New Attitudes Group (12)	526.42	-	Individual Members (18)	291.00	-
South Florida Region			No Matter What Club Group (0)	0.00	-	Interstate Crossroads Area (1)	2,000.00	-
Clean & Serene Group (0)	0.00	-	Our Guiding Principles Group (1)	38.77	+	Lake Erie Area (1)	77.61	+
Conch Republic Area (0)	0.00	-	Recovery Just For Today Group (1)	60.00	-	Literature In Motion Group (1)	15.00	-
Dare to Win Group (0)	0.00	-	Southern Idaho Region (0)	0.00	-	Principles First Group (0)	0.00	-
Gulf Coast Area (8)	2,650.10	+	Southern Idaho Regional Convention (0)	0.00	-	Saturday Morning Cartoon Alternative Group (0)	0.00	-
Individual Members (9)	564.00	+	Sunday Morning Men's Group (0)	0.00	-	Shady Group (1)	60.00	+
Just For Today Group (4)	850.00	-	Treasure Valley Area (2)	2,729.02	-	South Hills Area (1)	498.18	-
Saturday Night Live Group (7)	398.00	+	Welcome Home Group (6)	281.69	+	There's Hope Group (0)	0.00	-
South Dade Area (4)	1,400.00	-	Southern Idaho Region Total: 4,190.90			Tri-State Region (2)	10,000.00	-
						Tri-State Region Total: 14,600.53		

Contributor (# of contributions)	FY 2023 contributions	+/-/= compared to FY 2022	Contributor (# of contributions)	FY 2023 contributions	+/-/= compared to FY 2022	Contributor (# of contributions)	FY 2023 contributions	+/-/= compared to FY 2022
Turkey Region			Turn the Page Group (1)			Western New York Region		
Turkey Region (0)	0.00	-	United Wasatch Area (1)	94.13	+	Fresh Start Group (1)	200.00	+
<i>Turkey Region Total:</i>	<i>0.00</i>	<i>-</i>	Utah Region (6)	3,737.01	+	Individual Members (24)	324.00	+
			<i>Utah Region Total:</i>	<i>9,658.25</i>	<i>+</i>	Recovery in South Buffalo Group (1)	250.00	+
UK Region			Volunteer Region			<i>Western New York Region Total:</i>		
12 Monkeys Group (0)	0.00	-	Hope Not Dope Group (6)	450.00	+	824.00	+	
Devon International JFT Group (10)	598.28	+	Individual Members (30)	1,468.00	+	Western Russia Region		
Edinburgh It Works How & Why Group (1)	84.00	+	Just for Today Group (1)	169.00	+	Clean South Group (0)	0.00	-
Individual Members (81)	1,034.20	+	Nickel & Dime Group (1)	200.00	+	Individual Members (0)	0.00	-
Show Me How Group (0)	0.00	-	Primary Purpose Group (8)	254.05	-	Western Russia Region (0)	0.00	-
UK Farasi Groups Area (0)	0.00	-	Recovery First Group (1)	1,000.00	=	<i>Western Russia Region Total:</i>	<i>0.00</i>	<i>-</i>
UK Region (2)	18,467.24	-	Sparta Crossroads Group (0)	0.00	=	Wisconsin Region		
<i>UK Region Total:</i>	<i>20,183.72</i>	<i>-</i>	Volunteer Region (1)	19,169.09	-	Badgerland Area (1)	86.90	+
			<i>Volunteer Region Total:</i>	<i>22,710.14</i>	<i>-</i>	Friday Night Discovery Group (1)	75.00	+
Ukraine Region			Washington/N Idaho Region			Individual Members (48)		
Individual Members (11)	255.00	+	A Burning Desire Group (0)	0.00	-	Inland Lakes Unity Area (5)	238.37	+
Stalinka Group (0)	0.00	-	Atmosphere of Recovery Group (0)	0.00	-	Inner City Area (1)	600.00	-
Ukraine Region (4)	5,027.21	+	Battle Ground Group (12)	156.00	=	Milwaukee/Waukesha Area (8)	1,582.08	-
<i>Ukraine Region Total:</i>	<i>5,282.21</i>	<i>+</i>	Beyond the Park Group (1)	166.00	+	Never in the Dark Group (5)	407.00	+
			Burning Desires Group (1)	1,000.00	+	North East Wisconsin Area (5)	300.00	+
Upper Midwest Region			By NA Means Necessary Group (0)			Regifting Group (1)		
Sherwood Men's Group (1)	75.00	+	Eastshore Group (5)	251.00	-	South East Family Area (1)	1,000.00	+
That's It Group (1)	250.00	+	Freedom Dance Group (1)	100.00	+	Upper Peninsula Area (0)	0.00	-
Women No Matter What Club Group (3)	33.00	+	Friday Freedom Seekers (0)	0.00	-	When at the End of the Road Group (2)	290.00	+
<i>Upper Midwest Region Total:</i>	<i>358.00</i>	<i>+</i>	Friday Harbor Group (1)	36.54	+	Wisconsin Region (0)	0.00	-
			Friday Night Alive Group (11)	1,882.80	-	Women in Recovery Group (8)	367.91	+
Upper Rocky Mountain Region			Hugs Not Drugs Group (0)			<i>Wisconsin Region Total:</i>		
Alive & Free Group (4)	500.00	+	Individual Members (130)	8,129.00	-	6,555.26	-	
Central Basin Area (0)	0.00	-	Kind of Thursday Nite Group (1)	65.00	+	Other Events		
Central Wyoming Area (1)	1,000.00	+	Lewis County Area (3)	1,246.55	+	Circle of Sisters Convention (2)	29,388.47	+
Cody Group (2)	150.00	=	Living Clean Home Group (2)	750.73	+	MACCNA Inc (Mexico, Arizona, California Conv) (2)	8,509.00	+
Hope Not Dope Group (0)	0.00	-	Mens Night Out Group (0)	0.00	-	Miracle of Women Conference (0)	0.00	-
Living Proof Group (2)	191.13	+	NA Regulars Group (0)	0.00	-	Multi Zonal Service Symposium (0)	0.00	-
Refuse to Use Group (0)	0.00	-	Never Alone Group (3)	375.00	+	Pacific Northwest Convention (1)	5,365.42	-
Upper Rocky Mountain Region (1)	3,600.64	-	North Olympic Peninsula Area (3)	1,296.00	+	Texas State Convention (0)	0.00	-
Welcome Home Group (1)	100.00	+	NW Washington Area (1)	2,304.00	+	<i>Other Events Total:</i>	<i>43,262.89</i>	<i>+</i>
Wyoming Western Area (1)	1,012.17	+	Pierce County Area (1)	1,000.00	+	Zonal Forum		
<i>Upper Rocky Mountain Region Total:</i>	<i>6,553.94</i>	<i>-</i>	Recovery Rocks Group (0)	0.00	-	Asia Pacific Zonal Forum (2)	10,000.00	+
			Rise to Recovery Group (2)	548.00	+	Canadian Assembly (1)	1,907.59	-
Uruguay Region			Rush Hour Group (0)			European Delegates Meeting (1)		
Uruguay Region (0)	0.00	-	RVNA New Experience Group (0)	0.00	-	Latin America Zonal Forum (1)	1,000.00	+
<i>Uruguay Region Total:</i>	<i>0.00</i>	<i>-</i>	Sea of Serenity Group (SOS) (1)	331.00	+	Midwest Zonal Forum (4)	11,500.00	+
			Seattle Area (3)	1,697.72	+	Plains States Zonal Forum (3)	18,548.12	+
Utah Region			Serenity Circle Group (0)			Russian Speaking Zonal Forum (2)		
Barney's Group (2)	162.01	+	Serenity in Snohomish Group (1)	300.00	+	Southern Zonal Forum (2)	1,534.27	-
Coffee & Recovery Group (0)	0.00	-	South King County Area (12)	734.09	-	<i>Zonal Forum Total:</i>	<i>61,759.98</i>	<i>-</i>
Individual Members (45)	2,376.00	+	South Puget Sound Area (4)	2,750.00	+	Grand Total:	1,982,109.84	-
Just For Today Group (0)	0.00	-	Sunday Starters Group (0)	0.00	-			
Lakeside Unity Area (10)	1,639.96	+	The Journey Continues 2021 (0)	0.00	-			
Living the Promise Group (0)	0.00	-	Tower of Power Group (0)	0.00	-			
Niner Group (1)	20.00	+	Washington/N Idaho Region (1)	28,002.91	+			
Northern Utah Area (11)	1,114.58	+	When It Works Group (1)	150.00	+			
Principles of Recovery Group (0)	0.00	-	<i>Washington/N Idaho Region Total:</i>	<i>53,272.34</i>	<i>+</i>			
Refuse to Use Group (4)	436.56	+						
Second Chance Group (0)	0.00	-						

Contributions by Donor Type



As in-person groups have reopened and areas, regions, and zones have ramped up activities, more resources are going toward local service delivery and group expenses. So we expected a downturn in contributions this year. And yet, member contributions increased, for which we are very grateful. If you don't have a recurring contribution please consider making one: www.na.org/give.

Check out our website for resources for groups, members, and service bodies.

www.na.org/virtual

Virtual NA Meeting Resources

This page contains links and resources to help addicts meet or develop a resource, email fsmail@na.org.

Find a virtual meeting: <https://virtual.na.org/>

List or update virtual meeting information [here](#)
[Meeting Attendance Cards in Virtual Meetings](#)

[Virtual Meeting Basics](#) | [Farsi](#) | [Hungarian](#) | [Spanish](#)
 Best practices for creating, administering, and even attending
 Quick Start Guide ([English](#) | [Farsi](#) | [Hungarian](#) | [Spanish](#)) for virtual

[Securing meetings on Zoom](#) (local)

Hybrid Meeting Resources


- [Hybrid meetings presentations July 2020](#) (local)
- [Hybrid Meeting Guide - Hollywood](#) (local)
- [Hybrid Meeting Equipment and Considerations](#) (local)
- [Hybrid Meeting Video Settings PDF](#) | [PowerPoint](#) (local)
- [Hybrid Meeting Audio Settings](#)

Seventh Tradition

- [Online Payment App Comparison](#) (local)*
- [Some suggestions about the 7th Tradition from Northern](#)
- [New England Region - 7th Tradition PowerPoint](#) (local)

www.na.org/fdresources

Fellowship Development Resources



New NAWS Brochure
 Learn how member support to World Services brings the message of hope to addicts worldwide.

View online: [Screen version](#)
 Print locally: [8.5x11 trifold](#)
 Posters:
[8.5x11 #1 SP](#) | [8.5x11 #2 SP](#)
[11x17 #1 SP](#) | [11x17 #2 SP](#)



PowerPoints
 NAWS Update March 2024:

- [PowerPoint](#)
- [PDF](#)
- [Notes](#)

• [Service Day FD Webinar PowerPoint](#) | [PDF](#)

Maps

- Languages of NA Map:
 - [English](#)
 - [Spanish](#)
- World Regional Map 11x17:
 - [English](#)
 - [Farsi](#)

www.na.org/basics

Service Basics

These shorter service resources offer guidance about different areas of NA service. Their length makes them easier to translate and adapt than a full-sized handbook. They are Board-approved service materials and can be quickly updated if needed following a 90-day review process.


Longer pieces of service material can be found here www.na.org



www.na.org/videos

Videos posted

Please feel free to post a link to any of these videos. If you would like to download a version of any of these videos to show at an NA event, contact worldboard@na.org



Video of the NA Fellowship Growth and Development from 1953-2023
[English](#) | [Portuguese \(Brazil\)](#) | [Russian](#) | [Spanish](#)



This is a series of videos showcasing the work of World Services.

- [Video #1](#)
- [Video #2](#)
- [Video #3](#)
- [Video #4](#)

Ideally, after paying for their expenses, groups send money directly to each level of service to help pay for the work done on their behalf.

[Where your contribution goes](#)
[Where your contribution flows](#)



INDEPENDENT AUDITOR'S REPORT

To the World Board of
Narcotics Anonymous World Services, Inc.

Opinion

We have audited the accompanying combined consolidated financial statements of Narcotics Anonymous World Services, Inc. (a nonprofit organization) (NAWS), which comprise the consolidated statement of financial position as of June 30, 2023 and the related consolidated statements of activities, functional expenses, and cash flows for the year then ended, and the related notes to the consolidated financial statements.

In our opinion, except for the possible effects of the matter described in the Basis for Qualified Opinion section of our report, the consolidated financial statements referred to above present fairly, in all material respects, the financial position of NAWS as of June 30, 2023 and the related consolidated statements of activities, functional expenses, and cash flows for the year then ended in accordance with accounting principles generally accepted in the United States of America.

Basis for Qualified Opinion

We did not audit the financial statement balances and activity related to the Iranian service office, Payam Omega as of and for the year ended June 30, 2023, which statements reflect total assets of \$3,729,873 as of June 30, 2023, and net revenues of \$1,202,461 for the year then ended. Those financial statements were presented in accordance with accounting principles generally accepted in the Islamic Republic of Iran and audited by other auditors in accordance with auditing standards generally accepted in the Islamic Republic of Iran, whose report has been furnished to us. Consequently, we were unable to determine whether any adjustments to those amounts were necessary in order for the financial statement balances and activity to conform with accounting principles generally accepted in the United States of America.

We conducted our audit in accordance with auditing standards generally accepted in the United States of America. Our responsibilities under those standards are further described in the Auditor's Responsibilities for the Audit of the Financial Statements section of our report. We are required to be independent of the NAWS and to meet our other ethical responsibilities in accordance with the relevant ethical requirements relating to our audit. We believe that the audit evidence we have obtained is sufficient and appropriate to provide a basis for our qualified audit opinion.

Emphasis of Matter - Restatement of Beginning Net Assets

No audit procedures were performed on the financial statement balances or activities of Iranian service office, Payam Omega for the period 2019 through 2022 due to declining relations between Iran and the United States of America. During the year ended June 30, 2023, NAWS was able to obtain an independent audit for Payam Omega, resulting in a change to its net assets as of July 1, 2022 of \$300,505. See Note 11 in the notes to consolidated financial statement for details.

Los Angeles / San Francisco / Seattle / Denver / Sun Valley, ID

To the World Board of
Narcotics Anonymous World Services, Inc.

Responsibilities of Management for the Consolidated Financial Statements

Management is responsible for the preparation and fair presentation of the combined consolidated financial statements in accordance with accounting principles generally accepted in the United States of America, and for the design, implementation, and maintenance of internal control relevant to the preparation and fair presentation of combined consolidated financial statements that are free from material misstatement, whether due to fraud or error.

In preparing the combined consolidated financial statements, management is required to evaluate whether there are conditions or events, considered in the aggregate, that raise substantial doubt about the NAWS' ability to continue as a going concern within one year after the date that the combined consolidated financial statements are available to be issued.

Auditor's Responsibilities for the Audit of the Consolidated Financial Statements

Our objectives are to obtain reasonable assurance about whether the combined consolidated financial statements as a whole are free from material misstatement, whether due to fraud or error, and to issue an auditor's report that includes our opinion. Reasonable assurance is a high level of assurance but is not absolute assurance and therefore is not a guarantee that an audit conducted in accordance with generally accepted auditing standards will always detect a material misstatement when it exists. The risk of not detecting a material misstatement resulting from fraud is higher than for one resulting from error, as fraud may involve collusion, forgery, intentional omissions, misrepresentations, or the override of internal control. Misstatements are considered material if there is a substantial likelihood that, individually or in the aggregate, they would influence the judgment made by a reasonable user based on the combined consolidated financial statements.

In performing an audit in accordance with generally accepted auditing standards, we:

- Exercise professional judgment and maintain professional skepticism throughout the audit.
- Identify and assess the risks of material misstatement of the combined consolidated financial statements, whether due to fraud or error, and design and perform audit procedures responsive to those risks. Such procedures include examining, on a test basis, evidence regarding the amounts and disclosures in the combined consolidated financial statements.
- Obtain an understanding of internal control relevant to the audit in order to design audit procedures that are appropriate in the circumstances, but not for the purpose of expressing an opinion on the effectiveness of the NAWS' internal control. Accordingly, no such opinion is expressed.
- Evaluate the appropriateness of accounting policies used and the reasonableness of significant accounting estimates made by management, as well as evaluate the overall presentation of the combined financial statements.
- Conclude whether, in our judgment, there are conditions or events, considered in the aggregate, that raise substantial doubt about the NAWS' ability to continue as a going concern for a reasonable period of time.

We are required to communicate with those charged with governance regarding, among other matters, the planned scope and timing of the audit, significant audit findings, and certain internal control related matters that we identified during the audit.

MILLER KAPLAN ARASE LLP
North Hollywood, California
May 24, 2024

MILLER KAPLAN / Trusted Advisors Since 1941

Independent Auditors' Report

NAWS contracts with an independent accounting firm to audit its financial statements each fiscal year. The audit team spends about a week in the Chatsworth office after the close of each fiscal year, during which they perform transaction tests, inspect internal controls, and scrutinize internal financial practices. This professional audit of NAWS' financial reports and practices conforms to best practices in the world of accounting and complies with the legal requirements for nonprofits. To audit the financial activities of WSO Iran, we have to hire an accounting firm in Iran that provides its audit to our US-based auditors. While this makes for an exceedingly slow process, it ensures management and the board have verified figures for all branch offices.

Narcotics Anonymous World Services Consolidated Statement of Financial Position

Exhibit A

Assets	
Current assets:	
Cash and cash equivalents	\$ 4,130,867
Investments - at fair value	2,265,044
Accounts receivable (net of allowance for uncollectible accounts of \$110,270)	697,029
Publication inventory	5,015,734
Prepaid expenses	<u>233,638</u>
Total current assets	<u>12,342,312</u>
Other assets:	
Property and equipment:	
Furniture and equipment	1,200,247
Leasehold improvements	<u>1,182,986</u>
	2,383,233
Less: accumulated depreciation and amortization	<u>(2,251,055)</u>
	132,178
Deposits	87,098
Trademarks, software and copyrights (net of accumulated amortization of \$3,102,124)	752,401
Right-of-use operating lease assets	2,152,472
Less: accumulated amortization	<u>(636,010)</u>
	1,516,462
Total other assets	<u>2,488,139</u>
Total assets	<u>\$ 14,830,451</u>
Liabilities and net assets	
Current liabilities:	
Accounts payable	\$ 1,784,109
Accrued salaries, vacation and tax withholdings payable	334,292
Note payable, current portion	4,969
Operating lease obligations, current portion	<u>721,129</u>
Total current liabilities	2,844,499
Other liabilities	
Note payable, less current portion	97,652
Operating lease obligations, less current portion	<u>810,042</u>
Total other liabilities	<u>907,694</u>
Total liabilities	3,752,193
Net assets without donor restrictions	<u>11,078,258</u>
Total liabilities and net assets	<u>\$ 14,830,451</u>

Narcotics Anonymous World Services Consolidated Statement of Financial Position

Exhibit B

Revenues, gains and other support:	
Sales of publications and program materials	\$ 13,816,425
Less: discounts and cost of sales	<u>(6,457,308)</u>
Net sales of publications and program materials	7,359,117
Fellowship contributions	1,982,111
PPP loan forgiveness	517,150
Interest	9,273
Other	<u>55,792</u>
Total revenues, gains and other support	<u>9,923,443</u>
Program expenses:	
Literature production and distribution	2,778,938
World Service Conference support	1,849,892
Fellowship development	1,984,612
Events	<u>276,739</u>
	6,890,181
Management and general expenses	<u>765,573</u>
Total expenses	<u>7,655,754</u>
Change in net assets	2,267,689
Net assets without donor restrictions:	
Beginning of year, previously reported	8,510,064
Iran adjustment (Note 11)	<u>300,505</u>
Beginning of year, as restated	<u>8,810,569</u>
End of year	<u>\$ 11,078,258</u>

See accompanying notes to consolidated financial statements.

**Narcotics Anonymous World Services
Consolidated Statement of Financial Position**

Exhibit C

	Program Services					Total
	Literature Production and Distribution	World Service Conference Support	Fellowship Development	Events	Management and General	
Expenses:						
Salaries, wages and payroll taxes	\$ 1,131,952	\$ 655,341	\$ 1,042,587	\$ 148,941	\$ 330,980	\$ 3,309,801
Employee health benefits	120,843	69,962	111,303	15,900	35,334	353,342
Retirement contribution	38,773	22,447	35,712	5,102	11,337	113,371
Contract labor	46,288	26,798	42,633	6,091	13,534	135,344
Convention expenses	-	22,159	-	-	2,462	24,621
Occupancy	529,656	169,165	269,125	38,447	111,821	1,118,214
Travel	889	6,664	818	117	943	9,431
Conferences	-	514,174	-	-	57,130	571,304
Worldwide workshops	-	-	5,250	-	583	5,833
Telephone	35,714	20,677	32,895	4,699	10,443	104,428
Postage	2,918	1,689	2,687	384	853	8,531
Office expenses	69,414	40,187	63,934	9,133	20,296	202,964
Professional fees	25,845	14,963	23,805	3,401	7,557	75,571
Equipment leases	1,938	1,122	1,785	255	567	5,667
Computer expenses	143,186	82,897	131,882	18,840	41,867	418,672
Insurance	33,370	19,319	30,735	4,391	9,757	97,572
Developmental literature	-	-	290,593	-	32,288	322,881
Free publications	-	2,927	3,158	-	676	6,761
Free literature	28,908	16,736	198,885	3,804	27,593	275,926
Currency conversion	(5,254)	(8,454)	(17,185)	(1,921)	(3,646)	(36,460)
Public relations	-	-	2,037	-	226	2,263
World Board	-	86,844	-	-	9,649	96,493
Fellowship assistance	-	-	6,523	-	725	7,248
Depreciation and amortization	74,986	43,413	69,066	9,867	21,926	219,258
Other operating expenses	499,512	40,862	(363,616)	9,288	20,672	206,718
Total expenses	\$ 2,778,938	\$ 1,849,892	\$ 1,984,612	\$ 276,739	\$ 765,573	\$ 7,655,754

**Narcotics Anonymous World Services
Consolidated Statement of Financial Position**

Exhibit D

Cash flows from operating activities:	
Change in net assets	\$ 2,267,689
Adjustment to reconcile change in net assets to net cash provided by operating activities:	
Depreciation and amortization	219,258
Noncash operating lease expense	14,709
PPP loan forgiveness	(552,776)
(Increase) decrease in assets:	
Accounts receivable, net	(113,921)
Publication inventory	(3,040,989)
Prepaid expenses	53,915
Deposits	(82,605)
Increase (decrease) in liabilities:	
Accounts payable and lease buyout	1,489,818
Accrued salaries and withholdings payable	83,873
Deferred rent	(86,281)
Net cash provided by operating activities	252,690
Cash flows from investing activities:	
Purchases of investments	(1,486,078)
Proceeds from the sale of investments	30,082
Purchases of property and equipment	(108,355)
Payments to secure copyrights and trademarks and purchase software	(368,001)
Net cash (used) by investing activities	(1,932,352)
Net (decrease) in cash and cash equivalents	(1,679,662)
Cash and cash equivalents:	
Beginning of year	5,810,529
End of year	\$ 4,130,867

See accompanying notes to consolidated financial statements.

Notes to Consolidated Financial Statement

Independent Auditors' Report

Year Ended June 2023

NOTE 1 - ORGANIZATION AND NATURE OF ACTIVITIES

Narcotics Anonymous World Services, Inc. (NAWS) was incorporated on January 25, 1977 and is headquartered in Chatsworth, California. In addition, NAWS operates literature distribution facilities in India and Toronto, Canada, and offices in Brussels, Belgium, and Iran. NAWS' Iranian service office is known as Payam Omega. NAWS is a not-for-profit organization that provides communications and information for the Fellowship of Narcotics Anonymous (NA). NAWS achieves its purpose by maintaining correspondence with NA groups and service committees, by printing and distributing World Services Conference (WSC) approved literature, and by maintaining the archives and files of NA.

In 1993, NA established the Fellowship Intellectual Property Trust (the Trust). The Trust was established for the purpose of holding and administering all recovery material and other intellectual properties of NA. The Trust is included in the consolidated financial statements of NAWS as a result of common control.

NAWS is exempt from income tax under Section 501(c)(3) of the Internal Revenue Code and under the California Revenue and Taxation Code. The Trust is also exempt under the applicable Internal Revenue Code and comparable California Revenue and Taxation Code. In addition, the Internal Revenue Service has determined that NAWS and the Trust are not private foundations within the meaning of Section 509(a) of the Internal Revenue Code. Therefore, no provision for federal and state income taxes was made for either NAWS or the Trust.

NOTE 2 - SUMMARY OF SIGNIFICANT ACCOUNTING POLICIES

A. Consolidation Policy and Basis of Accounting

The accompanying consolidated financial statements include the accounts of NAWS and the Trust. Significant intercompany balances and transactions are eliminated in consolidation. The consolidated financial statements are prepared on the accrual basis of accounting.

B. Financial Statement Presentation

Under U.S. generally accepted accounting principles (GAAP) not-for-profit organizations are required to report net assets in two classes: net assets with donor restrictions and net assets without donor restrictions. As of June 30, 2023, NAWS had no net assets with donor restrictions.

C. Cash and Cash Equivalents

NAWS considers short-term investments with initial maturities of 90 days or less held in bank and brokerage accounts to be cash equivalents.

D. Investments

NAWS investments are reported at fair value. Investments include certificates of deposit. See Note 5.

E. Inventory

Publications and other items held for resale are included in inventory and are carried at the lower of cost or net realizable value. Cost for each item is determined using the weighted average method.

F. Property and Equipment

Leasehold improvements and furniture and equipment are recorded at cost. Major additions are capitalized while replacements, maintenance and repairs that do not improve or extend the useful life of the asset are expensed. Depreciation and amortization are computed using the straight-line method over the estimated useful lives of the related assets, which are as follows:

Leasehold improvements	5 years
Furniture and equipment	5 - 10 years

Depreciation and amortization expense related to property and equipment for the year ended June 30, 2023 amounted to \$41,784.

G. Trademarks and Copyrights

The cost of acquiring and defending copyrights and trademarks is capitalized and is amortized over the approximate economic life of the copyright or trademark, which is estimated to be ten years. The cost of computer software is also capitalized and is amortized over a period of seven years. Amortization expense related to trademarks and copyrights for the year ended June 30, 2023, amounted to \$177,473.

H. Accounts Receivable and Allowance for Doubtful Accounts

Accounts receivable are reported net of an allowance for doubtful accounts. The allowance is based on management's estimate of the amount of receivables that will actually be collected. Management estimates uncollectible accounts based on the age of the receivable and other factors.

I. Translation of Foreign Financial Statements

Financial operations in Canada, Europe and the Middle East are translated throughout the year to United States dollars. Gains or losses resulting from translating foreign currency financial statements are recorded in the consolidated statements of functional expenses as currency conversion.

J. Estimates

The preparation of financial statements in conformity with GAAP requires management to make estimates and assumptions that affect certain reported amounts and disclosures in the financial statements. Actual results could differ from those estimates.

K. Sales of Publications and Program Materials

NAWS generates revenue from sales of publications and program materials. This revenue is recognized at the point in time when goods are shipped to customers.

L. Fellowship Contributions

Unconditional contributions and pledges are recorded when received. Pledges outstanding are subject to an allowance for uncollectible accounts and are discounted to present value when long term in nature. There were no outstanding pledges receivable as of June 30, 2023.

M. Functional Allocation of Expenses

The costs of providing NAWS' programs and other activities are reported by both their natural and functional classifications in the statements of functional expenses. Expenditures that can be identified with a specific program or supporting service are allocated directly according to their purpose. Costs that are common to more than one function are allocated among the applicable programs and supporting services based on estimates of employee time, using percentages that represent hours spent or wages, or upon estimates of other resources spent.

N. Tax Status

GAAP requires management to evaluate tax positions taken by NAWS and recognize a tax liability if NAWS has taken a tax position that more likely than not would not be sustained upon examination by a tax authority. NAWS is subject to routine audits by taxing jurisdictions; however, there are currently no audits for any tax periods in progress.

O. Adoption of New Accounting Policies

In February 2016, the FASB issued ASU No. 2016-02 *Leases*, requiring organizations to recognize lease assets and lease liabilities on the statement of financial position and requiring disclosure of key information about leasing arrangements. The guidance is effective for periods beginning after December 15, 2021, with early adoption permitted. NAWS adopted this standard on July 1, 2022 and implementation resulted in right-of-use assets, net of accumulated amortization of \$1,516,462 and lease obligations of \$1,531,171 in the statement of financial position at June 30, 2023.

NOTE 3 - RETIREMENT PLAN

NAWS maintains a qualified defined contribution retirement plan, which covers all employees. Under the terms of the plan, employees may elect to contribute pre-tax earnings up to the maximum allowable amount under the Internal Revenue Code. NAWS matches deferrals of up to 8% of compensation based on the employee's number of years of service. NAWS' contributions totaled \$113,371 for the year ended June 30, 2023.

NOTE 4 - COMMITMENTS AND CONTINGENCIES

On July 1, 2022, NAWS adopted ASU 2016-02 *Leases*, requiring a lessee to record a right-of-use asset and a corresponding lease liability at the inception of the lease, initially measured at the present value of total lease payments. NAWS classified its five long-term leases as operating leases and determined that the fair value of its operating leases at the inception of the leases totaled \$2,152,472 using discount rates between 2.84% and 3.96%. The operating leases had a weighted average term of 39 months on the date of adoption. As of June 30, 2023, the lease liability was \$1,531,171, of which \$721,129 was current and \$810,042 was non-current. ASU 2016-02 requires recognition in the statements of activities of a single lease cost, calculated so that the cost of the leases are allocated over the lease term, generally on a straight-line basis. Rent expense for the year ended June 30, 2023 was \$656,751. During the year ended June 30, 2023, NAWS reflected amortization of right-of-use asset of \$636,010 related to the leases, resulting in a right-of-use asset, net balance of \$1,516,462 as of June 30, 2023.

The following is a schedule of future minimum rental payments required under leases that have initial or remaining noncancelable lease terms in excess of one year as of June 30, 2023:

<u>Year ending June 30,</u>	
2024	\$ 721,129
2025	678,724
2026	162,719
2027	16,357
2028	<u>8,179</u>
Total minimum payments required	1,587,108
Less: discount to present value	<u>(55,937)</u>
Operating lease obligation	<u>\$ 1,531,171</u>

Total lease payments made during the year ended June 30, 2023 were \$785,030.

NOTE 5 - INVESTMENTS

GAAP establishes a fair value hierarchy that prioritizes valuation inputs into three levels based on the extent to which inputs used in measuring fair value are observable in the market:

Level 1 – Inputs are quoted prices in an active market.

Level 2 – Inputs are quoted prices for similar instruments and model-based valuation techniques for which all significant assumptions are observable in the market or can be corroborated by observable market data.

Level 3 – Inputs are generally unobservable and typically reflect management's estimates of assumptions that market participants would use in pricing the asset or liability.

The following tables summarize investments based on the inputs used to value them:

	<u>June 30, 2023</u>			
	<u>Level 1</u>	<u>Level 2</u>	<u>Level 3</u>	<u>Total</u>
Certificates of deposit	<u>\$ -</u>	<u>\$ 2,265,044</u>	<u>\$ -</u>	<u>\$ 2,265,044</u>

The following tables reconcile the beginning and ending fair value of Level 2 investments for the year ended June 30, 2023:

Balance, July 1	\$ 809,048
Purchases/accrued interest	1,486,078
Sales/maturities	<u>(30,082)</u>
Balance, June 30	<u>\$ 2,265,044</u>

NOTE 6 - CONCENTRATIONS OF CREDIT RISK

NAWS places its cash and cash equivalents with high quality financial institutions. Cash in U.S. banks is covered by the Federal Deposit Insurance Corporation (FDIC) up to \$250,000 per bank. Cash in Canadian accounts is insured up to \$100,000 (CAD) per bank. At June 30, 2023, deposits in U.S. institutions exceeded insurance limits by \$3,031,083 and deposits in Canadian banks exceeded insurance limits by \$1,007,373 (CAD). Cash in European accounts is not covered and totaled approximately \$132,224 (USD) as of June 30, 2023.

Assets reported in the statement of financial position as of June 30, 2023 include cash totaling \$582,605 and publication inventory of \$3,132,319 at Payam Omega. Due to current relations between Iran and the United States, it is unlikely that NAWS could transfer such assets out of Iran; accordingly their use is limited to Iranian operations.

NOTE 7 - EMPLOYMENT CONTRACT

NAWS has entered into an employment agreement with its Executive Director. The agreement provides for compensation and benefits and expires on December 31, 2024. Should the agreement be terminated by NAWS, certain amounts would be payable to the Executive Director as defined in the agreement. Such amounts have not been accrued as of June 30, 2023.

NOTE 8 - AVAILABILITY OF FINANCIAL ASSETS

As of June 30, 2023, NAWS had \$5,801,828 of financial assets consisting of cash, cash equivalents, and liquid investments available to meet cash needs for general expenditures. None of these financial assets is subject to donor or contractual restrictions that make them unavailable for expenditure within one year of the balance sheet date. NAWS' goal is to maintain cash and liquid investments on hand to meet at least one year's worth of anticipated operating expenses and a policy to structure its financial assets to be available as its general expenditures and liabilities come due.

NOTE 9 - PPP LOAN

On February 19, 2021, NAWS entered into a loan agreement with City National Bank in the amount of \$517,150, under the Paycheck Protection Program ("PPP"). The PPP, established as part of the CARES Act, provides for loans to qualifying businesses for certain expenses, including payroll costs, continuation of group health care benefits, rent, utilities, and interest on certain other debt obligations. The loan bears interest at a rate of 1.0% per annum and matures February 22, 2026. The loan and accrued interest are forgivable under some circumstances.

On September 8, 2022, NAWS received notice the SBA had reviewed the forgiveness application of their second PPP loan and provided forgiveness of their PPP loan in the amount of \$517,150.

NOTE 10 - SBA LOAN

On July 7, 2020, NAWS entered into an agreement with The Small Business Administration (SBA) for a loan in the amount of \$150,000. The loan bears interest at a rate of 2.75% per annum and matures July 7, 2050, with monthly payments commencing January 1, 2023. On December 4, 2023, NAWS paid off its remaining balance due to the SBA.

NOTE 11 - IRANIAN SERVICE OFFICE RESTATEMENT

The Iranian service office, Payam Omega's financial statement balances and activity was audited for the year ended June 30, 2023. Prior to this audit, no audits of Payam Omega had been performed since June 30, 2018. The audit for the year ended June 30, 2023 resulted in a change in its beginning net assets of \$300,505.

Net Assets - July 1, 2022 (As Previously Reported)	\$ 8,510,064
Iran adjustment	<u>300,505</u>
Net Assets - July 1, 2022 (As Restated)	<u>\$ 8,810,569</u>

NOTE 12 - SUBSEQUENT EVENTS

Management has evaluated subsequent events through May 24, 2024, the date these financial statements were available to be issued. Except as discussed in Note 10, there were no material subsequent events that require recognition or additional disclosure in these financial statements.