

Narcotics Anonymous World Services, Inc.



2022
Annual
Report

PDF Version



**A Note from Your
World Board**
page 3



Staff & Offices
page 6



**Production &
Distribution**
page 10

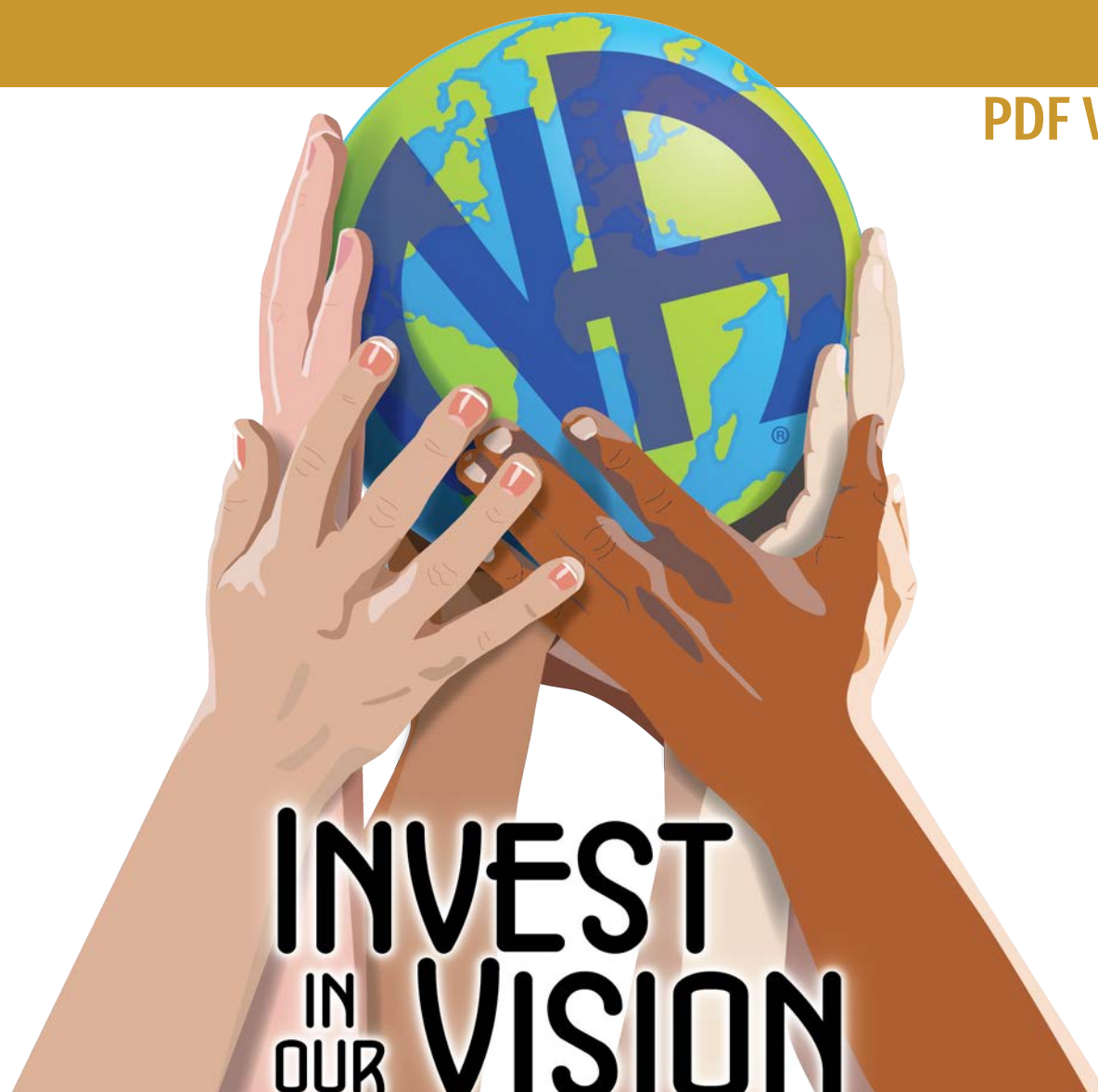


**Financial
Overview**
page 13



**Fellowship
Contributions**
page 16

**INVEST
IN
OUR VISION**



Navigating Through This Report



This is a static PDF version of a digital report. For the more visual and interactive version, click here: adobe.ly/3Jk7NEz

Toggle through the thumbnails to jump to another page

Zoom

Full screen mode

Share the report



Click on page number to advance to that page



Click to move forward or back one page



Click for more content

A Vision for NA Service



All of the efforts of Narcotics Anonymous are inspired by the primary purpose of our groups. Upon this common ground we stand committed.

Our vision is that one day:

- Every addict in the world has the chance to experience our message in his or her own language and culture and find the opportunity for a new way of life;
- Every member, inspired by the gift of recovery, experiences spiritual growth and fulfillment through service;
- NA service bodies worldwide work together in a spirit of unity and cooperation to support the groups in carrying our message of recovery;
- Narcotics Anonymous has universal recognition and respect as a viable program of recovery.

Honesty, trust, and goodwill are the foundation of our service efforts, all of which rely upon the guidance of a loving Higher Power.

A Note from Your World Board

The *NAWS Annual Report* is described in *A Guide to World Services in NA* in the following way:

The *NA World Services Annual Report* provides a summary of the activity of World Services for the prior fiscal year and includes the audited financial statement and all contributions received for that fiscal year. It is released around the end of the calendar year, as soon as possible after the audit is finalized. It is distributed to regions and conference participants.

This dry description hides a wealth of information about what NA World Services actually does, what it costs, and where the money comes from. All these activities are overseen by the World Board, who are NA members elected by the Fellowship's delegates at the World Service Conference.

We have again published this report as an interactive electronic document, and also posted it in PDF format. We have found that the shift from paper copies to online formats for our reports has allowed us to make better use of the limited resources available to us, as well as making these materials easier to share with NA members everywhere.

Unsurprisingly, we talked a lot this year about the need to reimagine how the services provided by us are funded following the almost total collapse of the NAWS funding stream in the early stages of the COVID-19 pandemic. But the 2021–2022 fiscal year wasn't just about money; it also saw us finding new ways to continue the mission of NA World Services to help make the NA message accessible to every addict in the world, regardless of their language and culture. This included increasing our online presence and continuing to support the efforts of local translation committees around the world, while also trying to navigate supply chain issues and rising costs around the world.

(continued on page 5)



World Board Members

Board Member	First Elected	Term Ends	Location
Jose Luis Andreu	2016	2023*	San Juan, Puerto Rico
Jack Hovenier	2016	2023*	Bellingham, Washington, USA
Tim Smith	2016	2023*	Darlinghurst, Sydney, Australia
Tana Agostini	2012	2024**	Saugerties, New York, USA
Irene Crawley	2012	2024**	Westmeath, Ireland
Paul Fitzgerald	2012	2024**	Petaling Jaya, Malaysia
Hammed Al-Tamimi	2018	2024**	Kuwait City, Kuwait
Lib Edmonds	2018	2024**	Christchurch, New Zealand
Yoel Geffen	2018	2024**	Ashdod, Israel
Michael Bennett	2020	2026	Murfreesboro, Tennessee, USA
Danny Gershman	2020	2026	Pompano Beach, Florida, USA
Eduardo Gilioli	2020	2026	Jundiaí, São Paulo, Brazil
Jorge Mejia	2020	2026	Envigado, Colombia

* The 2022 World Service Conference decided to extend these terms from 2022 to 2023.

** The 2023 World Service Conference will decide if these terms will be extended to the end of the upcoming World Service Conference cycle.

In Memoriam

After a long illness, our former World Board chair and dear friend, Ron B, left us in October, 2021. Those who knew and served with Ron will remember his wit, diplomacy, talent, and style, but above all, his kindness and love for our Fellowship. We are all diminished by his loss.

Human Resource Panel

	First Elected	Term Ends	
Nathaneal M	2018	2023*	Southport, Queensland, Australia
Craig R	2018	2023*	Arnold, Maryland, USA
Laura B	2020	2025**	Albuquerque, New Mexico, USA
Arne H-G	2020	2025**	Toronto, Ontario, Canada

WSC Cofacilitators

	First Elected	Term Ends	
Daniel C	2018	2023*	Salina, Kansas, USA
Mario T	2020	2025**	Oakville, Australia

* The 2022 World Service Conference decided to extend these terms from 2022 to 2023.

** According to *A Guide to World Service in NA*, these trusted servants' term lengths are for two conference cycles. The 2023 World Service Conference will decide if the next conference cycle ends in 2025 or 2026.



Regions Around the World

76,075 Weekly Meetings Worldwide



USA—27,005 Meetings

*Non WSC Participant

1 ABCD	250
2 Alabama/NW Florida	381
3 Alaska	112
4 Arizona	404
5 Arkansas	314
6 Best Little	142
7 Buckeye	205
8 California Inland	213
9 California Mid-State	312
10 Carolina	991
11 Central Atlantic	584
12 Central California	316
13 Chesapeake & Potomac	365
14 Chicagoland	402
15 Colorado	300
16 Connecticut	276
17 Eastern New York	237
18 Eastern Pennsylvania*	94
19 Florida	1,052
20 Free State	797
21 Georgia	725
22 Greater Illinois	210
23 Greater New York	755
24 Greater Philadelphia	481
25 Hawaii	112
26 Indiana	439
27 Iowa	778
28 Kentuckiana Bluegrass Appalachian	400
29 Lone Star	616
30 Louisiana	276
31 Metro Detroit	412
32 Michigan	421
33 Mid-America	306
34 Mid-Atlantic	438
35 Minnesota	396
36 Mississippi	240
37 Montana	196
38 Mountaineer	184
39 Nebraska	208
40 New England	510
41 New Jersey	488
42 North Carolina	360
43 Northern California	1,305
44 Northern New England	179
45 Northern New Jersey	261
46 Northern New York	225
47 Ohio	537
48 OK Region	337
49 Pacific Cascade	500
50 Red River*	49
51 Region 51	258
52 Rio Grande	183
53 San Diego/Imperial	400
54 Show-Me	400
55 Sierra Sage	173
56 South Dakota	71
57 South Florida	869
58 Southern California	1,094
59 Southern Idaho	121
60 Tejas Bluebonnet	575
61 Tri-State	650
62 Upper Midwest	84
63 Upper Rocky Mountain	125
64 Utah	96
65 Volunteer	377
66 Washington/North Idaho	910
67 Western New York	222
68 Wisconsin	406

Canada—1,369 Meetings

*Non WSC Participant

CN1 At-Sask	210
CN2 British Columbia	340
CN3 Canada Atlantic	90
CN4 Ontario	444
CN5 Quebec	285

Central America—3,326 Meetings

*Non WSC Participant

CA1 Antigua and Barbuda*	3
CA2 Aruba*	23
CA3 Baja Son	1,007
CA4 Barbados*	8
CA5 Belize*	4
CA6 Cayman Islands*	8
CA7 Costa Rica	240
CA8 Cuba*	27
CA9 El Salvador	81
CA10 Grenada*	1
CA11 Guatemala	104
CA12 Honduras*	104
CA13 Jamaica*	24
CA14 Martinique*	1
CA15 Mexico	749
CA16 Nicaragua	182
CA17 Occidente-Mexico	392
CA18 Panama	70
CA19 Quesqueyana	174
CA20 Region del Coqui	77
CA21 Saint Lucia*	5
CA22 Saint Vincent and the Grenadines*	2
CA23 Trinidad and Tobago*	18
CA24 Virgin Islands*	2

South America—7,490 Meetings

*Non WSC Participant

SA1 Argentina	784
SA2 Bolivia*	25
SA3 Brazil	420
SA4 Brazil Central*	296
SA5 Brazil Sud	406
SA6 Chile	420
SA7 Colombia	670
SA8 Ecuador	500
SA9 Grande Sao Paulo	981
SA10 Guyana*	7
SA11 HOW Brazil	955
SA12 Minas*	297
SA13 Nordeste Brazil*	252
SA14 Paraguay*	40
SA15 Peru	140
SA16 Rio de Janeiro	869
SA17 Rio Grande do Sul*	150
SA18 Uruguay	180
SA19 Venezuela	98

Western Europe—3,918 Meetings

*Non WSC Participant

E1 Belgium*	53
E2 Cyprus*	4
E3 Denmark	110
E4 Finland	202
E5 France	175
E6 German Speaking	350
E7 Greece	125
E8 Greenland*	1
E9 Iceland*	9
E10 Ireland	237
E11 Italy	168
E12 Luxembourg*	2
E13 Malta*	11
E14 Netherlands	273
E15 Norway	112
E16 Portugal	133
E17 Spain	232
E18 Sweden	440
E19 Switzerland*	67
E20 UK Region	1,214

Africa—499 Meetings

*Non WSC Participant

A1 Angola*	2
A2 Botswana*	1
A3 Cape Verde Islands*	3
A4 Congo	2
A5 Ethiopia*	1
A6 Gambia, The*	1
A7 Ghana*	1
A8 Kenya*	27
A9 Liberia*	9
A10 Malawi*	1
A12 Morocco*	2
A12 Mozambique*	3
A13 Namibia*	5
A14 Nigeria*	7
A15 Rwanda*	1
A16 South Africa	346
A17 Swaziland*	1
A18 Tanzania*	56
A19 Uganda*	6
A20 Zambia*	6
A21 Zanzibar*	3
A22 Zimbabwe*	14

Middle East—26,747 Meetings

*Non WSC Participant

ME1 Afghanistan*	51
ME2 Bahrain*	15
ME3 Egypt	213
ME4 Iran	23,825
ME5 Iran R1*	2,250
ME6 Iraq*	2
ME7 Israel	256
ME8 Jordan*	2
ME9 Kuwait*	26
ME10 Lebanon*	4
ME11 Oman*	14
ME12 Qatar*	7
ME13 Saudi Arabia*	57
ME14 Sudan*	4
ME15 United Arab Emirates*	21

Asia Pacific—2,261 Meetings

*Non WSC Participant

AP1 Anteaora New Zealand	166
AP2 Australia	628
AP3 Bangladesh*	30
AP4 Bham*	8
AP5 Cambodia*	6
AP6 China*	27
AP7 Hong Kong*	11
AP8 Indonesia*	49
AP9 Japan	576
AP10 Malaysia*	7
AP11 Maldives*	4
AP12 Mongolia*	2
AP13 Nepal	95
AP14 NERF	25
AP15 Pakistan North*	9
AP16 Pakistan South*	5
AP17 Philippines	202
AP18 Singapore*	12
AP19 SOONA	316
AP20 South Korea*	5
AP21 Sri Lanka*	3
AP22 Thailand*	73
AP23 Vietnam*	2

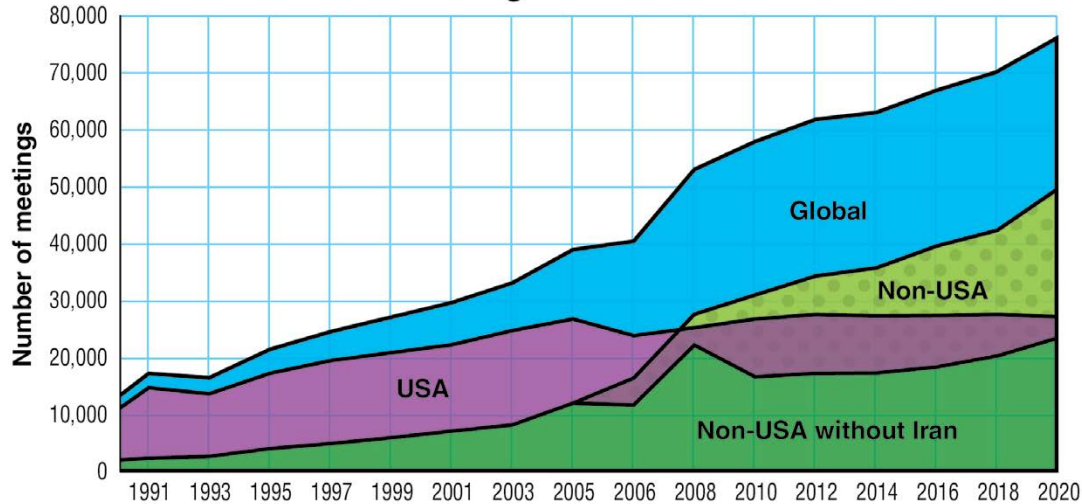
Eastern Europe/Russia—3,460 Meetings

*Non WSC Participant

EE1 Adriatic*	21
EE2 Big Moscow*	561
EE3 Blacklands (Russia)*	87
EE4 Bulgaria*	10
EE5 Czech-Slovak*	19
EE6 Estonia*	24
EE7 Far East (Russia)*	53
EE8 Hungary*	46
EE9 Latvia*	22
EE10 Lithuania	43
EE11 Moldova*	11
EE12 North-West Russia*	260
EE13 Poland	195
EE14 Povolzhye (Russia)*	416
EE15 Romania*	3
EE16 Siberia*	250
EE17 Turkey	36
EE18 Ukraine	304
EE19 Ural & West Siberia*	363
EE20 Western Russia	736

Data is based on regional/zonal reports to WSC 2020, as of February 2020, and NAWS database when available. Map not intended to be geographically accurate. For a current map and additional Fellowship development resources, visit na.org/?ID=fd-resources.

NA Meeting Growth Trend



Regular readers of the *NAWS Annual Report* will recognize this graph of meeting growth trends. It reflects data gathered before the pandemic and ensuing shutdown. Although we don't have new data to share, we can say that change is in the air. Pandemic safety measures drove many of us online and changed how we look at meetings and groups. Stay tuned for important discussions in your NA community, in local service bodies, and at the 2023 World Service Conference.

(A Note from Your World Board continued from page 3)

Financial Overview

NAWS finances have reached a stable but delicate position. For over 20 years we have been sounding the alarm about depending on literature sales for income and suggesting that Fellowship contributions are a more stable and sustainable way to support NA World Services. The good news is that member contributions are holding steady at 24% of NAWS operating income again this fiscal year. We want to thank every member who has been a part of this change.

This year saw us switch to Donorbox in an effort to make it easier for members to manage their NAWS contributions. This service also allowed us to introduce the option to send ecards and contributions to honor and congratulate other NA members.

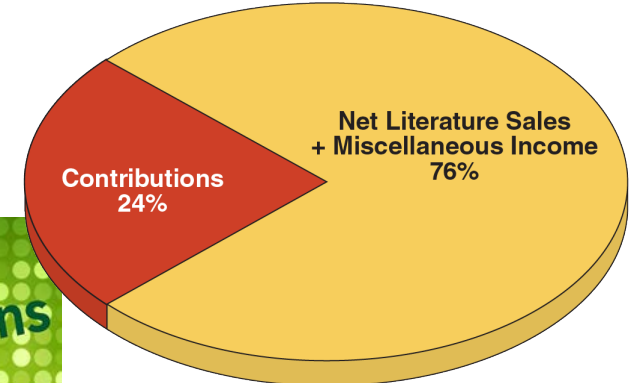
(continued on page 7)

New
QR code to access
NAWS Quick Contributions
directly

Scan for the
quickest way
to make a
one-time or
recurring
contribution.

#supportNAWS
#InvestInOurVision
#CarryTheNAMessage

Income by Source for 2021–2022



“The good news is that member contributions are holding steady at 24% of NAWS operating income again this fiscal year. We want to thank every member who has been a part of this change.”

NA World Services Staff

Chatsworth, California, USA

Administration

Executive Director: Anthony Edmondson (ae@na.org)

Assistant Executive Director: Becky Meyer (becky@na.org)

Executive Assistant: Eileen Perez (eileen.p@na.org)

Administrative Support Specialist: Johnny Lamprea (johnny@na.org)

current staffing
as of April 2023

Asset Management

Comptroller and Team Leader: Debbie Carnahan (debbie@na.org)

Staff Accountant: Aisha Corning (aisha@na.org)

NAWS Bookkeeper/Operations Coordinator: Rochelle Medina (rochelle@na.org)

Accounting Assistant: Eleonore Buffington (eleonore@na.org)

Customer Service Supervisor: Sylvia Cordero (sylvia@na.org)

Customer Service Representative: Jennifer Wonderling (jennifer@na.org)

Communications

Director of Communications: Travis Koplow (travis@na.org)

Project Coordinator: Nick Elson (nick@na.org)

Publications/Graphics Consultant: Stacy Fowler (stacy.m@na.org)

Fellowship Services

Team Leader: Steve Rusch (stever@na.org)

Administrative Assistant: Shirley Pius (shirley@na.org)

Information Technology

IT Manager: Matt Schmeck (matt@na.org)

Network Administrator: Juan Trejo (juan@na.org)

IT Special Projects/Web Specialist: David Buffington (davidb@na.org)

Database Administrator: Lori Wheeler (lori@na.org)

Database Assistant: Donnell Buckley (donnell@na.org)

Production

Production Manager: Fatia Birault (fatia@na.org)

Production Assistant: Jesus Iniguez (jesus@na.org)

Public Relations

PR Manager: Jane Nickels (jane.nickels@na.org)

PR Assistant: Bob Shott (bob@na.org)

Translations

Translations Manager: De Jenkins (de.j@na.org)

Team Assistant: Sumit Dagi (sumit@na.org)

Warehouse

Warehouse Manager: Vince Alcala (vince@na.org)

Shippers: Hugo Ramirez (hugo@na.org), Jeff Rodriguez (jeffrey@na.org), Kelley Taylor (kelley@na.org)

New Staff in 2023

Donnell Buckley

Eleonore Buffington

Sumit Dagi

Saeed Khosravi

MJ Weerts

Jennifer Wonderling

Departing Staff


Benjamin Marechal (WSO-Europe)

Pamela Tindall (Project Coordinator)

Katie Valenzuela (Accounting Clerk)

MJ Weerts (Writer/Editor)

Staff and Offices




Your World Service Office (WSO)

Narcotics Anonymous World Services in Chatsworth, California, is the central resource hub for NA members, groups, and service bodies worldwide. The executive and administrative staff work with the World Board to carry out conference-approved projects, coordinate workgroups, and support the World Convention. They communicate with members and the public through various periodicals, reports, webinars, and emails. The California office also produces and distributes NA literature, protects the Fellowship's copyrights and trademarks, and maintains our website, www.na.org.



Branch Offices

Paul Decock and Tanya B Matheus maintain WSO-Europe. They distribute literature in 35 languages. Emerging NA communities in Eastern Europe and Africa receive literature at no cost from WSO-Europe. The office serves members, groups, and institutions seeking information about NA, and supports the European Delegates Meeting.



Siamak Khajeian manages the Iranian branch of the World Service Office. He and his staff—Mohammad Ahmari, Shahram Chegini, Nemat Hosseini, Farhad Poorsohi, and Saeed Khosravi—support NA's fastest-growing community and its 20,000+ meetings. WSO-

Iran produces and distributes NA literature in Farsi. They also assist in the translation of documents and support many of the essential services offered by the region.



Distribution Centers

Two distribution centers—one in Mississauga, Ontario, Canada, and the other in Bangalore, India—play a vital role in furthering our vision. Jacquie Sullivan and Paul Sullivan staff the Mississauga center, serving the literature needs of Canadian NA communities, while Pramila Dias distributes literature in twelve languages throughout South Asia from the Bangalore center.



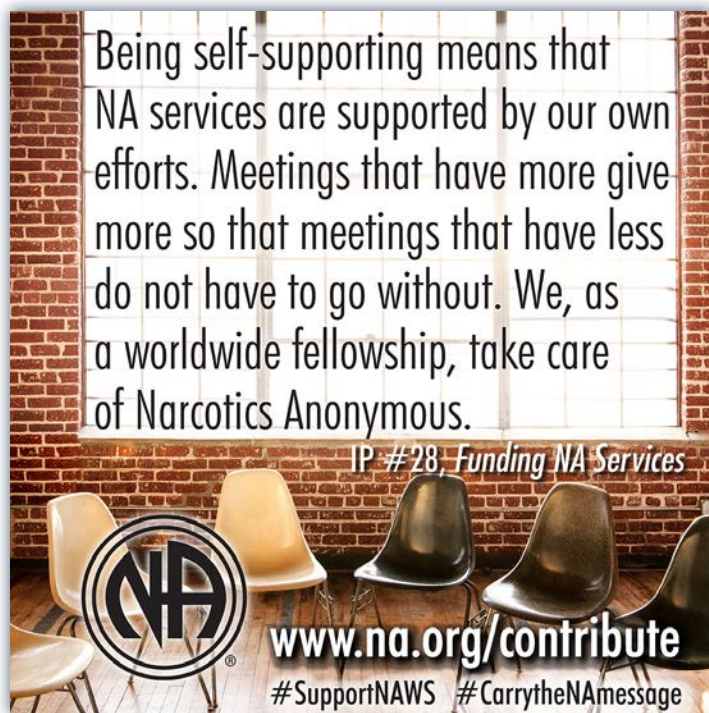
(continued from page 5)

The less happy news is that we still have a way to go. We ended the fiscal year with Fellowship contributions of \$2.2 million, which is fantastic, and more than ever before, but still short of where we need to be to support our efforts from member contributions rather than literature sales.

The pressure of increasing costs for raw materials, shipping, and fuel forced us to announce a 12% price increase for all books and bronze medallions, effective 1 January 2023. We wish that circumstances were different, but our direct costs for book-length titles have increased by almost 30% since 2017. This is the first price increase we have made since July 2018. Prices for IPs, booklets, keytags, and chips remain unaffected despite direct cost rises of 30% for IPs and 17.3% for keytags since 2017.

Our ongoing financial challenges, and the lingering global pandemic, led us to make the decision to cancel the 38th World Convention in Melbourne, Australia, that was originally scheduled for September 2021, and then tentatively rescheduled for November 2022. We made this decision with heavy hearts, but believed this was the only conscientious decision to make given the conditions.

(continued next page)



Actual Expenses for FY 2022

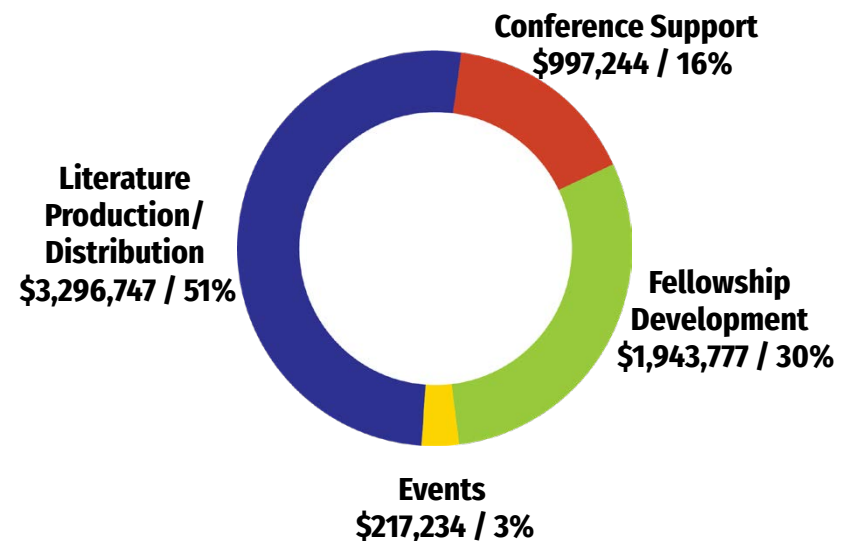


Table 1: Annual WSC & Fellowship Development Expenses and Total Weekly Meetings Worldwide

Fiscal Year	2018	2018 w/out Iran	2019	2019 w/out Iran	2020	2020 w/out Iran	2021	2021 w/out Iran	2022	2022 w/out Iran
Number of meetings (worldwide approx.)	70,065	48,091	70,065	48,091	76,075	50,000	76,075	50,000	76,075	50,000
Total contributions received from meetings worldwide	\$1,000,300	\$1,000,300	\$805,208	\$805,208	\$999,209	\$999,209	\$1,731,015	\$1,731,015	\$2,224,917	\$2,224,917
Annual contributions received per meeting worldwide	\$14.28	\$20.80	\$11.49	\$16.74	\$13.13	\$19.98	\$22.75	\$34.62	\$29.25	\$44.50
Cost to fund Fellowship services (WSC support and Fellowship development)	\$5,309,403		\$5,108,158		Cost to fund 70% of all services		Cost to fund 70% of limited services given emergency budget and layoffs		\$2,941,021	
					\$3,858,948		\$1,827,480			
Dollars needed annually per meeting worldwide to cover Fellowship services	\$75.78	\$110.40	\$72.91	\$106.22	\$50.73	\$77.18	\$24.02	\$36.55	\$38.66	\$58.82
Percentage of expenses currently covered by Fellowship contributions	19%	19%	16%	16%	26%	26%	95%	95%	76%	76%

Carrying the NA Message

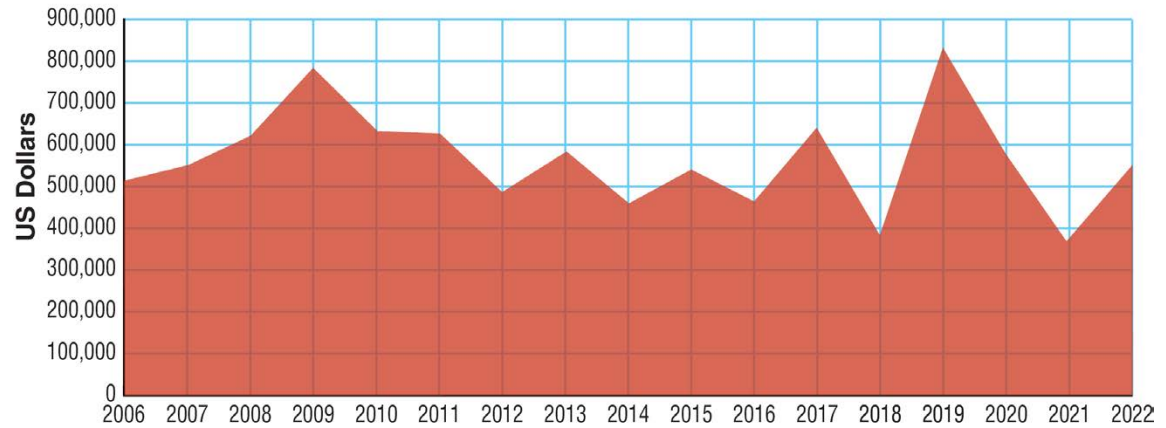
Much has changed at NAWS, but much remains the same. We continue to prioritize supporting members and communities in need by providing free and subsidized literature around the world. We also attempt to stabilize costs and supplies by licensing local printing in various alternative locations where customs issues prevent shipping literature reliably, such as Argentina, Brazil, Russia, and Egypt.

NA meetings take place in approximately 90 languages. Supporting the translation of NA literature into an increasing number of these languages remains key to efforts to further A Vision for NA Service, despite the deep cuts made to the number of staff on the translation team here at NAWS. At the time of publication of this report, IP #1 is available in 57 languages, and there are over 1,300 pieces of translated literature and other materials available. Over the last two years we have made a concerted effort to post translated IPs and booklets online so they are available to members worldwide. This undoubtedly affects sales of these items and reduces NAWS income, but also serves our mission that every addict can experience the NA message in their own language and culture. Member contributions make it possible for us to offset those financial losses.

Providing accurate information about the number of NA meetings worldwide has never been more challenging. What we do know is that some communities have found opportunities for growth in the last three years, while others have not yet returned to the meeting numbers they saw prior to the pandemic. The meeting growth chart represents our best estimate of where we are today, with the understanding that it may be some time before we can offer a more accurate picture.

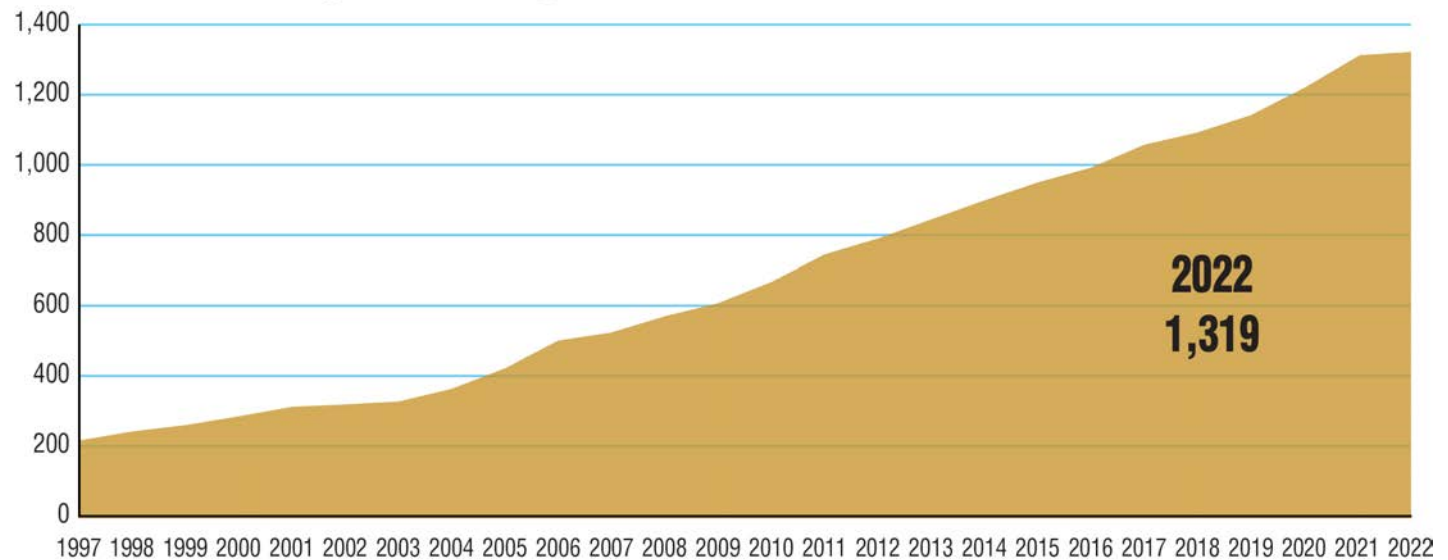
(continued next page)

Cost to NAWS for Free & Subsidized Literature, 2006–2022



We support NA communities in need and incarcerated members by providing free or subsidized NA literature. NAWS spends more than half a million US dollars a year to supply literature for free or at reduced prices. Despite the financial challenges of the 2022 fiscal year, sending literature to those in need continues to be a priority.

Our Multilingual Catalog: Translated Literature and Other Products



Virtual NA

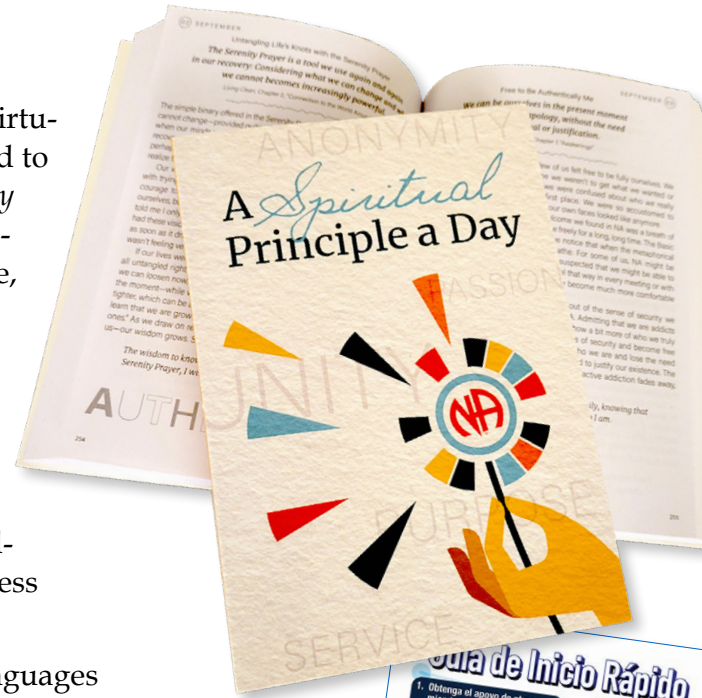
We've been able to achieve more this fiscal year by working virtually. The World Board met throughout this year and continued to attend Fellowship events virtually. The *Spiritual Principle a Day* (SPAD) book project was completed in time to become Fellowship-approved literature at the 2022 World Service Conference, and we created a new piece of service material – *Virtual Meeting Basics* – to share best practices from around the world, all without a single in-person workgroup meeting. We also met online regularly with conference participants to provide updates and seek direction, as well as hosting quarterly web meetings open to the entire Fellowship on a variety of service and recovery topics. All NAWS web meetings offer simultaneous translation into multiple languages thanks to the tireless efforts of multilingual NA members around the world.

We also continued our use of online surveys in multiple languages to develop literature and seek the experience of members, including revisions to IP #21, *The Loner*, and guidance on what the Fellowship would like to see in a potential piece of literature on “Drug Replacement Therapy/Medication-Assisted Treatment (DRT/MAT) as It Relates to NA.”

Our most challenging virtual event of the year was the interim, virtual World Service Conference held during April 2022. Conference participants had met three times between June and August, 2021, to discuss the challenges related to holding an in-person WSC. Participants decided by an electronic poll to postpone meeting in person until 2023, and to hold a virtual meeting over four days on 22–23 April and 29–30 April to make essential decisions.

The conference passed six motions with consensus or unanimous support in the first two days, including the approval of our newest piece of literature, *A Spiritual Principle a Day*. The remaining two days were spent discussing the future of the WSC after the 2023 conference, and new ideas to support Fellowship development.

(continued next page)



Please join us
Creating a Safe and Welcoming Atmosphere
In NA web meeting
4 September
11 am – 1 pm PDT
help us celebrate **WORLD UNITY DAY**
Web meeting ID: 848 7902 0276 Passcode: 1953
Spanish and Portuguese translation provided.
Contact wb@na.org if you require other interpretation.
Also streamed live: link will be posted to www.na.org/webinar before meeting starts

Hear inspiring stories from around the world about Sponsorship
4 December
11 am – 1 pm PST
Join us for a webinar to celebrate Sponsorship Day!
Web meeting ID: 816 9027 7423 Passcode: 1953
Spanish and Portuguese translation provided.
Contact wb@na.org if you require other interpretation.
Also streamed live: link will be posted to www.na.org/webinar before meeting starts.

How do we attract members to our service?
19 March
11 am – 1 pm PDT
Join us for a webinar. You will hear from members around the world and have time for questions.
Webinar ID: 826 9114 3020 Passcode: 1953
Spanish and Portuguese translation provided.
Contact wb@na.org if you require other interpretation.
Also streamed live: link will be posted to www.na.org/webinar before meeting starts.

Please join us for a webinar about new ideas for Fellowship development.
9 July
11am–12:30pm PDT (18:00–19:30 GMT)
We will hear from members around the world and have time for questions.
Fellowship development is planting a seed of hope.
Spanish and Portuguese translation provided.
Contact wb@na.org if you require other interpretation.
Webinar ID: 876 6065 2792 Passcode: 1953

Production and Distribution

At the time of writing, *A Spiritual Principle A Day*, the 60th anniversary commemorative edition of the Little White Book, and the electronic version of *Just for Today* have been on sale for a number of months, and we have created an email subscription to each day's SPAD reading. We have also created a webpage for each day's reading from SPAD similar to the existing page for *Just for Today*. These can be viewed and shared in meetings without the need for an email subscription.

We also continue to post audio versions of the Basic Text to stream or download for free on www.na.org/audio as they become available. The book is currently available in Arabic, English, Hebrew, Hungarian, Portuguese (Brazil), Russian, Spanish, and Thai audio versions.

We have also worked with service bodies around the US to approve agreements to get a selection of NA literature placed on the tablets used by incarcerated people in many jails and prisons.

Each of these agreements has to be made separately and requires time and attention from NAWS staff and local trusted servants.

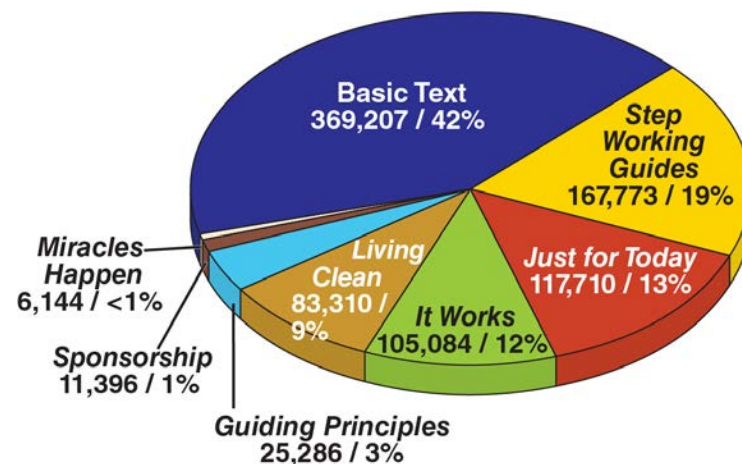
It's been quite a year for all of us at NA World Services. Our gratitude to NA members around the world for their continued support and partnership in helping us rebuild and move forward cannot be overstated. We remain honored to serve the Fellowship we all love.

In gratitude,
Your World Board


Book Distribution since 1983

Book (pub date)	Total distributed	% of total	Average per year
Basic Text (1983)	12,635,801	52.0%	323,995
<i>Just for Today</i> (1991)	3,515,298	14.5%	113,253
<i>Step Working Guides</i> (1998)	3,407,808	14.0%	141,992
<i>It Works: How & Why</i> (1993)	3,082,487	12.7%	106,293
<i>Living Clean</i> (2012)	962,487	4.0%	96,249
<i>Sponsorship</i> (2004)	309,133	1.3%	17,174
<i>Guiding Principles</i> (2016)	265,063	1.1%	44,177
<i>Miracles Happen</i> (1998)	111,377	.5%	4,641
	24,289,454	100%	847,917

FY 2022 Book Distribution



FY 2022 Basic Text Distributed by Language



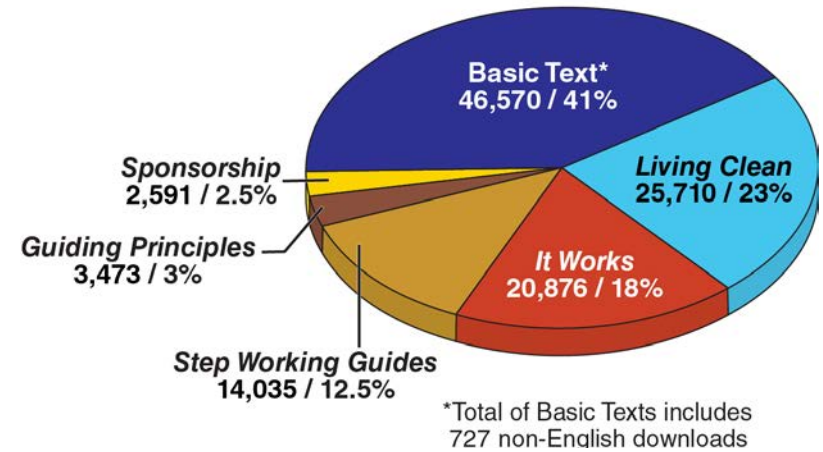
The Basic Text still accounts for the "lion's share" of our book distribution.

Although NA World Services has posted IPs and booklets for free access on na.org since 2005, many NA members first became aware of this service in 2020, when in-person meetings around the world closed down. At the onset of the pandemic, NA World Services made a concerted effort to post all translated IPs and booklets as well. This is in addition to audio versions of the Basic Text, as they become available.

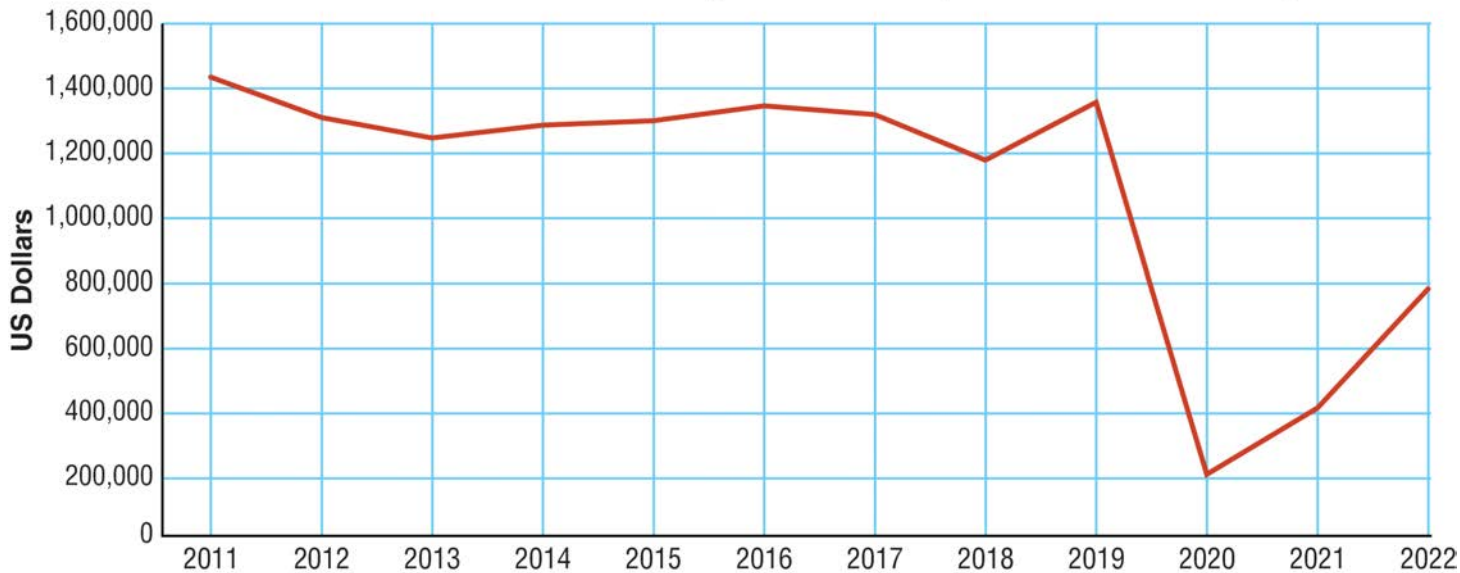
Posting free literature is a service that our members seem to embrace and appreciate, and it has had an effect on literature sales. All literature sales decreased in 2020 and 2021, but the decrease in IPs and booklets was most severe. The overall decrease was 15–25% annually, and income from IPs and booklets decreased 70–84% in those same years. If the trend persists, income will continue to be reduced by more than \$700,000 per year.

Fortunately, Fellowship contributions have offset that income loss. It is our hope that the mission-driven decision to provide free access to IPs and booklets will continue to be supported by the Fellowship.

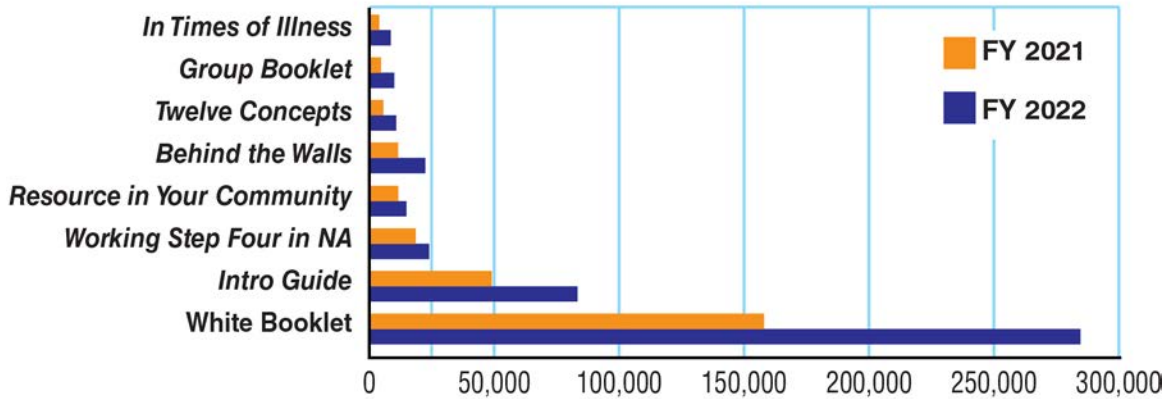
Electronic Book Sales 2012–2022



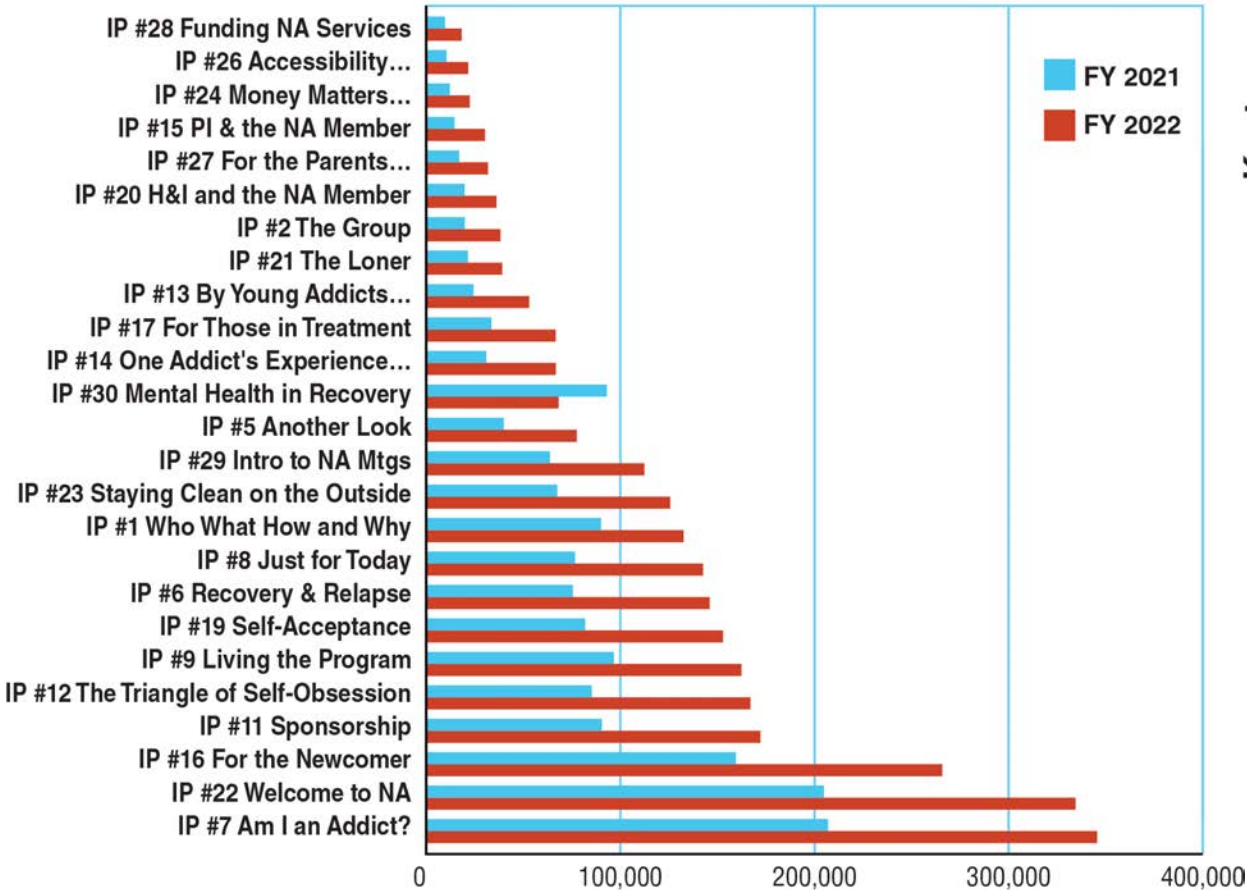
Income from Other Recovery Literature (IPs and Booklets)



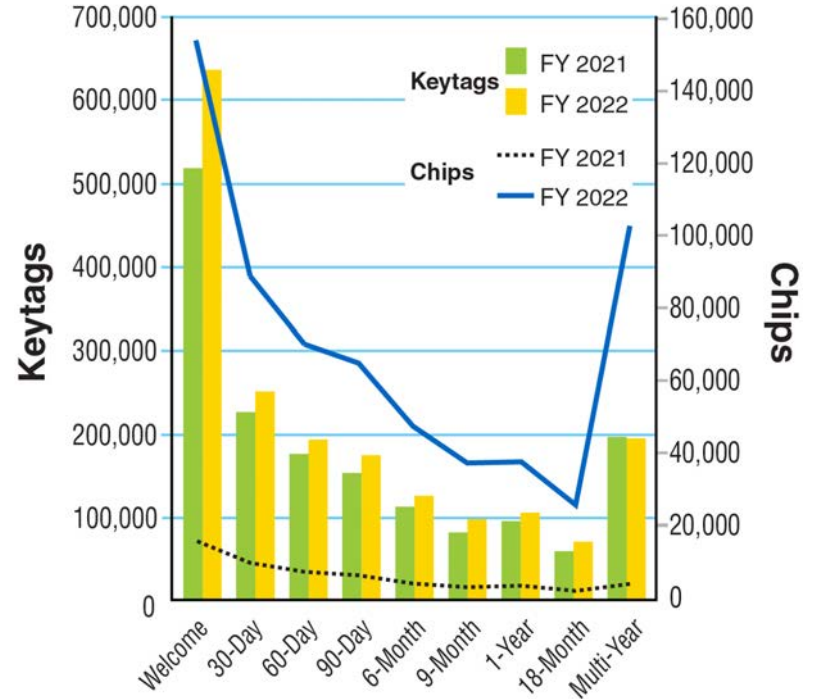
Printed Booklets Distributed in FY 2022



Informational Pamphlets Distributed in Print FY 2022



Keytags & Chips



The large increase in chip distribution is due to Iran switching from keytags to chips because of supply chain issues.

This section is our primary delivery method of financial information to interested members and outside parties, as required by law to maintain our nonprofit status.

The following financial statements document NAWS' financial position at the end of FY 2022:

1. Consolidated Statement of Financial Position (Balance Sheet)
2. Consolidated Statement of Activities (Income Statement)
3. Fellowship Contributions Report
4. Independent Auditors' Report



Narcotics Anonymous World Services Consolidated Statement of Financial Position

Balance Sheet For the Twelve Months
Ending 30 June 2022

CURRENT ASSETS

Cash and Cash Equivalents	
Checking Accounts and Money Market Reserve Accounts	\$ 3,814,179
	1,468,910

Total Accessible Cash for Operations **\$ 5,283,089**

Cash in Iran*	\$ 749,983
Reserve Accounts - EIDL & PPP	655,397

Cash Total **\$ 6,688,469**

Accounts Receivable	
Accounts Receivable	\$ 693,259
Convention & Conference Clearing Accounts	0
Less Allowance for Doubtful Accounts	(110,150)

Receivable Total **\$ 583,109**

Inventory	\$ 1,674,239
Prepaid Expenses and Sales Deposits	215,379
WCNA Deposits and Prepaid Expenses	7,776

Total Current Assets **\$ 9,168,972**

EQUIPMENT, FURNITURE AND IMPROVEMENTS

Equipment and Furniture	\$ 1,149,143
Leasehold Improvements	1,163,436
Intellectual and Software Property	3,486,524
Less Accumulated Depreciation and Amortization	(5,171,621)

Total Equipment, Furniture and Improvements **\$ 627,481**

TOTAL ASSETS **\$9,796,453**

CURRENT LIABILITIES

Accounts Payable	\$ 294,291
Paycheck Protection Program - Current portion	505,397
Deferred Rent	86,281
Accrued Payroll Expense	250,419

Total Current Liabilities **\$1,136,388**

LONG TERM LIABILITIES

Economic Injury Disaster Loan	\$ 150,000
Paycheck Protection Program	0

Total Long Term Liabilities **\$150,000**

DEFERRED INCOME

Conventions	0
-------------	---

Total Deferred Income **0**

NET ASSETS

Previous Unrestricted Net Assets	\$ 5,951,258
Current Gain / (Loss) Unrestricted Net Assets	2,558,806

Total Net Assets **\$8,510,064**

TOTAL LIABILITIES AND NET ASSETS **\$9,796,453**

*This is based on the official exchange rate for IRR as required by US accounting practices. The street rate which is what we have available would make this figure \$60,575.55 as of 30 June 2022.

Narcotics Anonymous World Services Consolidated Statement of Financial Position

Income Statement For the Twelve Months
Ending 30 June 2022

	YTD ACTUAL	YTD BUDGET	VARIANCE	VARIANCE%
INCOME				
RECOVERY LITERATURE INCOME				
BASIC TEXT	\$ 1,820,236	\$ 2,083,097	\$ (262,861)	-13%
BASIC TEXT: Translated	208,189	235,427	(27,238)	-12%
BASIC TEXT: Softcover	978,848	1,013,674	(34,825)	-3%
JUST FOR TODAY	777,278	785,503	(8,226)	-1%
WORKS: HOW & WHY	629,220	604,113	25,107	4%
SPONSORSHIP BOOK	27,221	29,155	(1,934)	-7%
STEP WORKING GUIDES	890,094	859,581	30,513	4%
LIVING CLEAN	426,326	387,037	39,289	10%
GUIDING PRINCIPLES	159,401	222,897	(63,496)	-28%
ePUB BOOKS	108,880	98,617	10,263	10%
LITERATURE INCOME (IRAN)	277,746	459,770	(182,024)	-40%
OTHER RECOVERY LITERATURE	773,765	1,264,676	(490,910)	-39%
Subtotal	\$ 7,077,204	\$ 8,043,547	\$ (966,343)	-12%
OTHER INVENTORY INCOME				
MEDALLIONS	\$ 838,724	\$ 889,806	\$ (51,082)	-6%
KEY TAGS & CHIPS	955,354	1,313,652	(358,297)	-27%
NON-FIPT INFORMATION BOOKLETS	13,568	117,676	(104,108)	-88%
SERVICE MATERIAL	126,024	249,375	(123,351)	-49%
SPECIALTY ITEMS	256,755	99,524	157,231	158%
MIRACLES HAPPEN	27,663	18,732	8,931	48%
Subtotal	\$ 2,218,088	\$ 2,688,765	\$ (470,677)	-18%
SHIPPING	\$ 656,886	\$ 575,873	\$ 81,013	14%
DISCOUNTS	(1,318,046)	(1,478,081)	160,035	-11%
DEVELOPMENTAL SUBSIDIES & ALLOWANCES	(144,725)	(176,503)	31,778	-18%
Subtotal	\$ (805,885)	\$ (1,078,712)	\$ 272,827	-25%
Gross Literature Income (less discounts)	\$ 8,489,408	\$ 9,653,600	\$ (1,164,192)	-12%
Gross Literature Income (without IRAN)	\$ 8,211,662	\$ 9,193,830	\$ (982,169)	-11%
RECOVERY LITERATURE COST OF GOODS				
BASIC TEXT	\$ 469,200	\$ 389,743	\$ 79,457	20%
BASIC TEXT: Translated	54,451	42,970	11,481	27%
BASIC TEXT: Softcover	140,411	125,041	15,370	12%
JUST FOR TODAY	143,607	75,133	68,474	91%
WORKS: HOW & WHY	117,862	96,599	21,263	22%
SPONSORSHIP BOOK	7,314	5,592	1,723	31%
STEP WORKING GUIDES	154,851	92,139	62,712	68%
LIVING CLEAN	105,052	46,049	59,003	128%
GUIDING PRINCIPLES	16,948	28,694	(11,746)	-41%
ePUB BOOKS	32,664	29,809	2,855	10%
LITERATURE INCOME (IRAN)	155,301	272,272	(116,971)	-43%
OTHER RECOVERY LITERATURE	152,630	295,102	(142,472)	-48%
Subtotal	\$ 1,550,292	\$ 1,499,142	\$ 51,150	3%

	YTD ACTUAL	YTD BUDGET	VARIANCE	VARIANCE%
OTHER INVENTORY INCOME				
MEDALLIONS	\$ 171,008	\$ 199,111	\$ (28,103)	-14%
KEY TAGS & CHIPS	218,807	284,423	(65,616)	-23%
NON-FIPT INFORMATION BOOKLETS	2,700	66,731	(64,031)	-96%
SERVICE MATERIAL	37,662	85,785	(48,123)	-56%
SPECIALTY ITEMS	59,521	43,715	15,805	36%
MIRACLES HAPPEN	6,384	3,706	2,678	72%
Subtotal	\$ 496,080	\$ 683,470	\$ (187,390)	-27%
Total Cost of Goods	\$ 2,046,373	\$ 2,182,613	\$ (136,241)	-6%
Total Cost of Goods without IRAN	\$ 1,891,072	\$ 1,910,341	\$ (19,270)	-1%
Net Literature Income	\$ 6,443,035	\$ 7,470,987	\$ (1,027,952)	-14%
Net Literature Income without IRAN	\$ 6,320,590	\$ 7,283,489	\$ (962,899)	-13%
FELLOWSHIP CONTRIBUTIONS				
Members	\$ 727,023	\$ 418,318	\$ 308,705	74%
Groups	134,285	83,440	50,845	61%
Areas	216,373	134,819	81,554	60%
Regions	995,334	524,929	470,405	90%
Events/Conventions	28,973	39,560	(10,587)	-27%
Unity Day	-	11,675	(11,675)	-100%
Zonal & Other Forums	122,929	40,013	82,916	207%
Total Contributions	\$ 2,224,917	\$ 1,252,754	\$ 972,163	78%
MISCELLANEOUS INCOME				
LICENSED VENDOR PAYMENTS	\$ 36,850	\$ 34,134	\$ 2,716	8%
PPP CREDIT	563,362	-	563,362	
INTEREST	3,793	6,857	(3,064)	-45%
MISCELLANEOUS	(4,608)	-	(4,608)	
INTERBRANCH	(5,153)	-	(5,153)	
Total Miscellaneous Income	\$ 594,245	\$ 40,991	\$ 553,254	1350%
OPERATING INCOME	\$ 9,262,197	\$ 8,764,732	\$ 497,465	6%
OPERATING INCOME (Not including IRAN)	\$ 9,139,752	\$ 8,577,234	\$ 562,518	7%

Narcotics Anonymous World Services Consolidated Statement of Financial Position

Income Statement For the Twelve Months
Ending 30 June 2022

EXPENSE	YTD ACTUAL	YTD BUDGET	VARIANCE	VARIANCE%
LITERATURE PRODUCTION & DISTRIBUTION				
FIXED OPERATIONAL EXPENSES				
IN HOUSE PRODUCTION (not included in Cost of Goods)	\$ 864,003	\$ 627,262	\$ 236,741	38%
TRANSLATIONS (not included in Cost of Goods)	20,663	42,008	(21,345)	-51%
LITERATURE DISTRIBUTION (IRAN)	(209,685)	51,669	(261,354)	-506%
SHIPPING	658,544	581,081	77,464	13%
BUSINESS PLAN WORKGROUP	-	7,700	(7,700)	-100%
LEGAL	223,481	38,000	185,481	488%
LIT P&D TRAVEL AND EXCHANGE EXPENSES	88,762	50,000	38,762	78%
ACCOUNTING	\$ 23,730	\$ 19,916	\$ 3,814	19%
PERSONNEL	922,106	1,506,999	(584,893)	-39%
OVERHEAD	549,688	596,382	(46,694)	-8%
TECHNOLOGY	155,454	138,152	17,302	13%
Total Literature Production & Distribution	\$ 3,296,747	\$ 3,659,168	\$ (362,422)	-10%
Total Literature Production & Distribution without IRAN	\$ 3,506,432	\$ 3,607,499	\$ (101,068)	-3%
WORLD SERVICE CONFERENCE SUPPORT				
FIXED OPERATIONAL EXPENSES				
PUBLICATIONS	\$ 1,809	\$ 19,097	\$ (17,288)	-91%
WORLD SERVICE CONFERENCE BIENNIAL MEETING	31,941	497,637	(465,696)	-94%
WORLD BOARD	7,665	155,000	(147,335)	-95%
HUMAN RESOURCE PANEL	-	12,964	(12,964)	-100%
WSC CO-FACILITATOR	-	4,885	(4,885)	-100%
ACCOUNTING	\$ 13,738	\$ 11,530	\$ 2,208	19%
PERSONNEL	533,851	872,473	(338,622)	-39%
OVERHEAD	318,240	345,274	(27,034)	-8%
TECHNOLOGY	90,000	79,983	10,017	13%
Subtotal	\$ 997,244	\$ 1,998,843	\$ (1,001,599)	-50%
VARIABLE OPERATIONAL EXPENSES				
Projects Adopted at WSC 2020(virtual)	-	\$ 5,000	\$ (5,000)	-100%
Total World Service Conference Support	\$ 997,244	\$ 2,003,843	\$ (1,006,599)	-50%
FELLOWSHIP DEVELOPMENT				
FIXED OPERATIONAL EXPENSES				
PUBLICATIONS	\$ 2,950	\$ 44,000	\$ (41,050)	-93%
FELLOWSHIP SUPPORT	9,508	374,996	(365,488)	-97%
PUBLIC RELATIONS	187	67,757	(67,570)	-100%
DEVELOPMENTAL LITERATURE	402,399	428,782	(26,383)	-6%
ACCOUNTING	\$ 21,856	\$ 18,343	\$ 3,513	19%
PERSONNEL	849,308	1,388,025	(538,717)	-39%
OVERHEAD	506,291	549,299	(43,008)	-8%
TECHNOLOGY	143,181	127,245	15,936	13%
Subtotal	\$ 1,935,682	\$ 2,998,448	\$ (1,062,766)	-35%

VARIABLE OPERATIONAL EXPENSES	YTD ACTUAL	YTD BUDGET	VARIANCE	VARIANCE%
SPIRITUAL PRINCIPLE A DAY BOOK	8,096	\$ -	\$ 8,096	0%
MENTAL HEALTH/ILLNESS PAMPHLET	-	-	-	-
Total Fellowship Development	\$ 1,943,777	\$ 2,998,448	\$ (1,054,670)	-35%
EVENTS				
FIXED OPERATIONAL EXPENSES				
FUTURE (AND PRIOR) CONVENTIONS	-	\$ 15,000	\$ (15,000)	0%
ACCOUNTING	3,122	2,620	502	19%
PERSONNEL	121,330	198,289	(76,959)	-39%
OVERHEAD	72,327	78,471	(6,144)	-8%
TECHNOLOGY	20,454	18,178	2,277	13%
Total Events (Not including WCNA)	\$ 217,234	\$ 312,559	\$ (95,325)	-30%
EXPENSES (For activity areas only)	\$6,455,002	\$8,974,018	(\$2,519,016)	-28%
EXPENSES (Activity Areas w/o IRAN)	\$6,664,687	\$8,922,349	(\$2,257,662)	-25%
EXCESS REVENUE/EXPENSE (Cash Activities only)	\$ 2,807,195	\$ (209,286)	\$ 3,016,482	-1441%
NON-CASH ITEMS				
DEPRECIATION AND AMORTIZATION EXPENSE	\$ 248,390	\$ 357,940	\$ (109,550)	-31%
TOTAL EXPENSE cash and non-cash	\$6,703,392	\$9,331,958	(\$2,628,567)	-28%
TOTAL EXCESS REV/EXP (Not inc. WCNA)	\$ 2,558,805	\$ (567,226)	\$ 3,126,032	-551%
TOTAL EXCESS REV/EXP (Not inc. IRAN)	\$ 2,226,675	\$ (703,055)	\$ 2,929,731	-417%
INCREASE (DECREASE) NET ASSETS	\$2,558,805	(\$567,226)	\$3,126,032	-551%
INCREASE (DECREASE) without IRAN	\$2,226,675	(\$703,055)	\$2,929,731	-417%

Contributor (# of contributions)	FY 2022 contributions	+ /- = compared to FY 2021	Contributor (# of contributions)	FY 2022 contributions	+ /- = compared to FY 2021	Contributor (# of contributions)	FY 2022 contributions	+ /- = compared to FY 2021
Vancouver Area (5)	1,731.36	+	New Hope Area (0)	0.00	+	Chesapeake & Potomac Region		
Vancouver Island North & Powell River Area (3)	822.68	-	North Central Carolina Area (1)	1,000.00	-	818 Miracles Group (0)	0.00	-
West Coast Area (1)	1,966.69	-	Primary Purpose Group (9)	311.74	+	Breakfast Club Group (0)	0.00	-
Words of Wisdom Group (0)	0.00	-	South Coastal Area (0)	0.00	-	Chesapeake/Potomac Region (1)	6,073.02	-
<i>British Columbia Region Total:</i>	21,608.37	-	Southern Piedmont Area (1)	600.00	+	Clean On The Hill Group (0)	0.00	-
Buckeye Region			Spiritually High Group (1)	100.00	-	Clean Works Group (3)	163.33	+
Buckeye Region (0)	0.00	-	Stay Clean Group (0)	0.00	-	Dupont Circle Group (0)	0.00	-
Home at Last Group (0)	0.00	-	Sun City Area (3)	700.51	-	Freedom in the Village Group (0)	0.00	-
LEGS Area (0)	0.00	-	Surrender to Win Group (3)	385.75	+	Individual Members (39)	1,261.60	-
Regardless Of...Group (0)	0.00	-	Upper South Carolina Area (5)	1,471.08	+	It Works: How & Why Group (5)	77.92	+
Tuesday/Thursday Morning Recovery Group (2)	40.00	+	Welcome Home Group (3)	176.00	+	Midday Meditations & Miracles Group (0)	0.00	-
Western Reserve Area (10)	200.00	-	<i>Carolina Region Total:</i>	50,384.96	+	Old Time Recovery Group (0)	0.00	-
<i>Buckeye Region Total:</i>	240.00	-	Cayman Islands			One Step at a Time Group (0)	0.00	-
Bulgaria Region			New Hope for Cayman Group (1)	125.00	+	Open Doors Group (0)	0.00	-
Bulgaria Region (0)	0.00	-	<i>Cayman Islands Total:</i>	125.00	+	Recovery Alley Group (0)	0.00	-
<i>Bulgaria Region Total:</i>	0.00	-	Central Atlantic Region			Share on Saturday Group (0)	0.00	-
California Inland Region			Addicts in the Belfry Group (1)	300.00	+	Spiritual Awakenings Group (6)	335.99	+
California Inland Region (2)	9,165.29	+	Central Atlantic Region (4)	12,010.43	-	<i>Chesapeake & Potomac Region Total:</i>	7,911.86	-
Individual Members (0)	0.00	-	Check Up From the Neck Up Group (10)	1,153.17	+	Chicagoland Region		
Southwest Area (3)	1,030.30	-	Experience, Strength & Hope Group (1)	75.00	+	Another Look Group (0)	0.00	-
We do Recover Group (12)	96.00	+	Individual Members (12)	300.00	+	Barry Nice Recovery Group (0)	0.00	-
<i>California Inland Region Total:</i>	10,291.59	+	Mid Day NA Group (0)	0.00	-	Chicagoland Region (3)	9,214.30	+
California Mid-State Region			Miracles Happen Group (0)	0.00	-	Freedom to Grow Group (0)	0.00	-
Being Clean is Happening Group (1)	400.00	+	New Dominion Area (1)	404.94	-	Individual Members (68)	2,830.00	+
CA Mid-State Region (1)	4,407.96	+	New River Valley Area (5)	150.00	+	It Works How & Why Group (11)	590.00	-
Caring & Sharing Group (4)	176.85	+	New Vision Group (2)	60.00	+	Mid-City Area (1)	500.00	+
Foothill Area (0)	0.00	-	Peninsula Area (1)	500.00	=	Night Before Xmas Group (7)	69.57	+
Gold Country Area (1)	500.00	=	Piedmont Area (3)	873.50	+	No Place Like Home Group (8)	232.02	+
Individual Members (14)	792.09	+	We Do Recover Group (6)	850.00	+	North City Area (6)	753.97	-
Tamo Junto Group (4)	160.00	+	<i>Central Atlantic Region Total:</i>	16,677.04	-	Recovery Works Group (1)	145.27	+
Wayside Recovery Group (0)	0.00	-	Central California Region			Rock River Area (4)	400.00	-
<i>California Mid-State Region Total:</i>	6,436.90	+	Alcohol is a Drug Group (0)	0.00	-	Winners Circle Group (0)	0.00	-
Canada Atlantic Region			Central California Region (2)	6,388.08	+	<i>Chicagoland Region Total:</i>	14,735.13	+
Canadian Atlantic Region (3)	1,825.78	-	County Line Area (2)	625.00	+	Chile Region		
Foundation Group (0)	0.00	-	Echoes of Recovery Group (0)	0.00	-	Individual Members (0)	0.00	-
Individual Members (0)	0.00	-	Gold Coast Area (14)	8,001.32	+	<i>Chile Region Total:</i>	0.00	-
New Awakenings Group (0)	0.00	-	Grupo La Recuperacion es posible (0)	0.00	-	Colombia Region		
The Just For Today Group (4)	346.75	+	Here & Now Group (3)	356.00	-	Colombia Region (1)	187.08	-
<i>Canada Atlantic Region Total:</i>	2,172.53	-	Individual Members (87)	5,074.24	-	Convención Antioquia - Area Medellin y Area Sur (0)	0.00	-
Carolina Region			Kern County Area (0)	0.00	-	Grupo Algo Mas Sera Revelado (0)	0.00	-
7ish Group (0)	0.00	-	Meat & Potatoes Group (1)	100.00	-	Grupo El Camino (0)	0.00	-
Acorns To Oaks Group (2)	170.00	+	Men's Group (0)	0.00	-	Grupo Fenix (2)	6.65	+
Basic Text Express Group (0)	0.00	-	Our Gratitude Speaks Group (3)	19.08	+	Individual Members (1)	25.00	-
Carolina Region (4)	39,712.00	+	Passage to Recovery Group (2)	39.50	+	Medellin Area (2)	212.78	+
Clean Living Group (4)	180.22	+	Positive Hour Group (6)	405.00	-	Sur Antioquia Area (2)	331.56	+
End of the Road Group (0)	0.00	-	Santa Barbara Area (0)	0.00	-	<i>Colombia Region Total:</i>	763.07	-
Freedom Through Recovery Group (0)	0.00	-	Space Cowboys Group (0)	0.00	-	Colorado Region		
Hell in a Bucket Group (1)	100.00	-	Tuesday Night Traditional Group (0)	0.00	-	Addicts Seeking Sanity Group (1)	17.50	-
Individual Members (64)	3,802.66	+	We Do Recover (0)	0.00	-	Ain't Dead Yet Group (1)	1,200.00	+
Lake Norman Area (7)	1,675.00	+	We Do Recover Group (4)	690.00	+	Clean & Serene Group (0)	0.00	-
			Without Parallel Group (1)	50.00	-	Clean & Serene Group (0)	0.00	-
			<i>Central California Region Total:</i>	21,748.22	+	Colorado Region (9)	33,074.56	+
						Crestone Group (1)	100.00	-

Contributor (# of contributions)	FY 2022 contributions	+ /- = compared to FY 2021	Contributor (# of contributions)	FY 2022 contributions	+ /- = compared to FY 2021	Contributor (# of contributions)	FY 2022 contributions	+ /- = compared to FY 2021
Humble Lights Group (0)	0.00	-	Egypt Region			Georgia Region		
Individual Members (46)	1,100.00	+	Egypt Region (5)	17,500.00	+	Addicts R Us Group (1)	200.00	+
Living Clean Group (0)	0.00	-	Individual Members (1)	1,500.00	+	Alta Group (1)	191.50	+
Mile High Area (0)	0.00	-	<i>Egypt Region Total:</i>	19,000.00	+	Beginners Group (1)	81.64	-
Pallbearers Group (10)	794.06	-				Bring Your Own Problem Group (0)	0.00	-
Pikes Peak Area (9)	2,727.01	+	Finland Region			Clean Air Act Group (0)	0.00	-
Primary Purpose Group (1)	84.00	-	Elama Group (0)	0.00	-	CPR Group (Come Practice Recovery) (7)	405.00	+
Southern Serenity Group (0)	0.00	-	Finland Region (0)	0.00	-	First Step Group (6)	309.75	-
Steamboat Gentlemen's Group (0)	0.00	-	Helsingin Seudun Piiripalvelutoimikunta Area (0)	0.00	-	Georgia Region (2)	25,344.11	+
Together We Can in Steamboat Group (0)	0.00	-	Individual Members (10)	222.28	+	How You Livin Group (12)	1,560.00	-
When at the End of the Road Group (2)	126.00	+	NA Kaakonkulman-Piiri Area (1)	1,123.60	+	Individual Members (17)	1,608.00	-
<i>Colorado Region Total:</i>	39,223.13	+	NA Ryhma C/O Jere (1)	232.56	+	International City Group (5)	259.44	+
			Perustekstiryhma Group (0)	0.00	-	Killer Parrot II Group (0)	0.00	-
Connecticut Region			<i>Finland Region Total:</i>	1,578.44	-	Living Free Group (10)	254.36	+
Came to Believe Group (0)	0.00	-				Macon Miracles Group (2)	117.99	+
Connecticut Region (11)	32,618.69	+	Florida Region			Monroe New Miracles Group (0)	0.00	-
Greater Hartford Area (9)	2,544.16	+	A Train To Somewhere Group (6)	199.99	+	New Horizon Group (3)	409.46	+
Individual Members (18)	433.00	-	By the Book Group (0)	0.00	-	Noon Day Group (0)	0.00	-
No Other Way Group (4)	419.65	+	Circle of Hope Group (1)	250.00	+	North Atlanta Area (6)	1,814.19	-
Steppin Thru It All Group (1)	50.00	+	Courage to Change Group (0)	0.00	-	Primary Purpose Group (0)	0.00	-
Steps on the Hill Group (0)	0.00	-	Florida Region (5)	34,240.24	+	Right Stuff Group (0)	0.00	-
Thru the Steps Group (1)	50.00	+	Forest Area (7)	1,287.50	+	Second Chance Group (0)	0.00	-
<i>Connecticut Region Total:</i>	36,115.50	+	Hard Core Group (5)	847.00	+	Sisters in Unity Group (0)	0.00	-
			Individual Members (65)	8,806.40	+	Spirit & Service Group (2)	260.56	+
Costa Rica Region			Life on Life's Terms Group (11)	352.33	+	Stairway Group (1)	200.00	+
Costa Rica Region (1)	2,000.00	+	Living Clean Group (0)	0.00	-	Staying Alive Group (0)	0.00	-
Grupo Para Siempre (3)	69.04	+	Miracles of Faith (2)	129.20	+	Sunday Morning Spiritual Group (1)	63.00	+
Individual Members (24)	624.00	+	Morning & Evening Solutions Group (0)	0.00	-	Surrender Group (3)	48.50	-
<i>Costa Rica Region Total:</i>	2,693.04	+	Nature Coast Area (3)	155.47	-	Two Dec's & Beyond Group (0)	0.00	-
			New Beginning Group (2)	93.00	+	<i>Georgia Region Total:</i>	33,127.50	+
Cuba Region			Noon Group (0)	0.00	-			
Cuba Region (1)	100.00	+	Palm Coast Area (5)	12,425.16	+	German Speaking Region		
<i>Cuba Region Total:</i>	100.00	+	Point of Freedom Group (0)	0.00	-	Berlin Area (Gebiet Berlin) (3)	1,737.82	+
			Recovery Central Group (3)	64.50	-	Bochum Ein Neuer Anfang Gruppe (2)	241.04	-
Cyprus			Recovery Matters Group (2)	171.37	+	Bochum Friday Group (5)	651.31	+
NA Cyprus Group (2)	68.97	+	Sunday Skool Group (0)	0.00	-	Bochum Friday Group (0)	0.00	-
<i>Cyprus Total:</i>	68.97	+	Turning Point Group (0)	0.00	-	Farsi Group - Bremen (1)	227.27	+
			Water View Recovery Group (1)	100.00	+	Freiheit leben Gruppe (0)	0.00	-
Denmark Region			<i>Florida Region Total:</i>	59,122.16	+	Friday Group Hannover (0)	0.00	-
AF Banen Gruppen (1)	100.00	=				German Speaking Region (3)	11,689.41	-
Denmark Region (1)	2,888.43	+	France Region=			Individual Members (13)	1,245.05	+
Hold Det Enkelt Gruppen (Randers) Keep it Simple (1)	200.00	-	France Region (1)	4,651.16	-	Kaufbeuren Gruppe (0)	0.00	-
<i>Denmark Region Total:</i>	3,188.43	-	Individual Members (17)	1,136.00	-	Lebenswiese Gruppe (0)	0.00	-
			Lost & Found Group (0)	0.00	-	Mitte Area (Gebiet Mitte) (1)	2,222.22	+
Eastern New York Region			<i>France Region Total:</i>	5,787.16	-	NA Saturday Mtg Hamburg (2)	164.35	+
Eastern New York Region (4)	6,738.57	+				Nord Area (Gebiet Nord) (1)	1,342.14	+
Grupo Libertad (0)	0.00	-	Free State Region			Pinneberg Gruppe (0)	0.00	-
Individual Members (1)	228.00	-	Against The Wind Group (0)	0.00	-	Potsdam Group (2)	154.76	+
Spiritual Connection Group (10)	264.00	+	Free State Region (2)	13,000.00	+	Spirituelle Prinzipien Gruppe (2)	255.73	-
Steppin on Broadway Group (0)	0.00	-	Individual Members (46)	3,716.02	+	Sued Area (Gebiet Sued) (0)	0.00	-
<i>Eastern New York Region Total:</i>	7,230.57	-	Keep Coming Back Group (1)	50.45	-	Sunday Morning Group (1)	111.11	-
			No Matter What Group (1)	207.00	+	Wednesday Ravensburg Group (0)	0.00	-
Eastern Pennsylvania Region			Power of Women Group (0)	0.00	-	West Area (Gebiet West) (0)	0.00	-
Hope in Hatboro Group (0)	0.00	-	<i>Free State Region Total:</i>	16,973.47	+	<i>German Speaking Region Total:</i>	20,042.21	-
Individual Members (3)	150.00	-						
<i>Eastern Pennsylvania Region Total:</i>	150.00	-						

Contributor (# of contributions)	FY 2022 contributions	+ /- / = compared to FY 2021	Contributor (# of contributions)	FY 2022 contributions	+ /- / = compared to FY 2021	Contributor (# of contributions)	FY 2022 contributions	+ /- / = compared to FY 2021
Grande Sao Paulo Region			Underground Solutions Group (0)	0.00	-	Japan Region		
Grande Sao Paulo Region (0)	0.00	-	Westside Warriors Group (0)	0.00	-	Individual Members (5)	959.00	-
Individual Members (12)	360.00	=	<i>Hawaii Region Total:</i>	8,540.48	-	Japan Region (1)	2,000.00	+
<i>Grande Sao Paulo Region Total:</i>	360.00	-	HOW Region			Shizuoka One Day Group (0)	0.00	-
Greater Illinois Region			HOW Brazil Region (1)	1,284.00	+	<i>Japan Region Total:</i>	2,959.00	-
Individual Members (0)	0.00	-	Individual Members (12)	120.00	+	Kentuckiana Region		
<i>Greater Illinois Region Total:</i>	0.00	-	<i>HOW Region Total:</i>	1,404.00	+	Clean & Serene Group (2)	280.00	-
Greater New York Region			Indiana Region			How It Works Group (12)	897.85	+
Bronx Area (1)	3,000.00	+	Central Indiana Area (6)	1,955.95	+	Individual Members (1)	30.00	-
Eastern Long Island Area (3)	815.54	+	Cross Roads Area (2)	401.00	+	Just Us Home Group (12)	180.00	+
Greater New York Region (6)	19,000.00	+	Crossroads Group (0)	0.00	-	Kentuckiana Region (1)	3,752.00	+
Individual Members (36)	1,324.66	-	East Central Area (3)	495.00	+	Living the Program Group (3)	30.00	+
New York City Area (0)	0.00	-	Grateful Misfits Group (2)	40.00	+	Louisville ASC (11)	550.00	-
Real Deal Group (0)	0.00	-	Gratitude Seekerz Group (0)	0.00	-	South Central Kentucky Area (1)	50.78	+
Rockland Area (0)	0.00	-	Indiana Region (6)	9,990.25	+	Spiritual Workshop Group (2)	39.00	+
Sicker Than Most Group (1)	6.00	+	Indiana Region Convention (1)	10,000.00	+	Women in Recovery Group (0)	0.00	-
Women Growing in Recovery Group (3)	264.00	+	Individual Members (20)	790.00	+	<i>Kentuckiana Region Total:</i>	5,809.63	+
<i>Greater New York Region Total:</i>	24,410.20	+	Michiana Area (6)	404.85	+	Kuwait Region		
Greater Philadelphia Region			Mid-State Area (6)	2,138.45	+	Individual Members (8)	400.00	-
Clean Acres Area (Chester County) (5)	977.06	-	Miracles in Action Group (0)	0.00	-	<i>Kuwait Region Total:</i>	400.00	-
Delco Area (7)	1,942.35	+	NE Indiana Area (2)	762.60	+	Lithuania Region		
Down Payment on Life Group (3)	155.00	+	No Matter What Group (0)	0.00	-	Freedom Group (2)	112.38	+
Getting Well Under the El Group (0)	0.00	-	Rats NA Drain Ditch Group (4)	55.40	-	Individual Members (1)	12.00	-
God Has a Plan for Us Group (1)	56.00	+	South Shore Area (5)	3,500.00	+	Lithuania Region (0)	0.00	-
Greater Camden Area (6)	1,350.00	+	Thank God It's Friday Group (0)	0.00	-	Naujas Kelias Group (0)	0.00	-
Greater Philadelphia Region (5)	10,000.00	-	That Tuesday...Broad Ripple Group (2)	110.00	+	<i>Lithuania Region Total:</i>	124.38	-
Individual Members (13)	700.00	+	Tuesday Night Group (2)	103.01	+	Lone Star Region		
Northwest Area (0)	0.00	-	<i>Indiana Region Total:</i>	30,746.51	+	Another Chance Group (10)	100.00	+
Saturday Night Solution Group (0)	0.00	-	Iowa Region			Arlington Group (0)	0.00	-
Stepping into Serenity Group (2)	217.00	+	Individual Members (12)	325.00	-	Back To Basics Group (3)	1,132.00	+
Thursday Night Folsom Group (0)	0.00	-	Iowa Region (2)	4,500.00	+	Born Again Group (12)	800.00	+
Women & Men About Change Group (1)	50.00	+	Siouxland Area (0)	0.00	-	Broadway Group (1)	15.00	-
<i>Greater Philadelphia Region Total:</i>	15,447.41	-	Stairway to Heaven Group (2)	100.00	-	Carrollton Farmer Branch Group (0)	0.00	-
Greece Region			We Do Recover Group (2)	400.00	+	Clean in Cove Group (1)	361.72	+
Greece Region (1)	549.20	+	<i>Iowa Region Total:</i>	5,325.00	+	Dallas Area (12)	8,374.51	+
Individual Members (0)	0.00	-	Irish Region			Eastside Recovery Group (5)	145.00	-
Northern Greece Area (0)	0.00	-	Individual Members (52)	1,014.00	-	Fort Worth Area (10)	2,617.03	+
<i>Greece Region Total:</i>	549.20	-	Irish Region (4)	6,647.41	+	Grace Group (2)	600.00	-
Hawaii Region			Living Clean - The Journey Continues Group (1)	129.93	+	Grove Group (5)	305.00	+
5T Lydgate Group (0)	0.00	-	Southern Area (1)	4,651.16	+	Haslet Group (2)	544.98	+
Downtown Ohana Group (0)	0.00	-	Tuesday Ennistymon Group (0)	0.00	-	Heart of Texas GSF (6)	757.60	+
Hawaii Region (4)	4,781.20	+	<i>Irish Region Total:</i>	12,442.50	+	Individual Members (35)	910.00	-
Honoka'a Rock Solid Group (0)	0.00	-	Israel Region			Irving Group (2)	283.81	+
Ho'o Kupono/Anahola Group (7)	329.00	+	Individual Members (12)	1,440.00	+	Just for Today Group (0)	0.00	-
Individual Members (40)	1,182.01	-	<i>Israel Region Total:</i>	1,440.00	+	Keep it Simple Group (2)	284.60	+
Kauai Area (0)	0.00	-	Italy Region			Last House on the Block Group (4)	683.60	+
Keep it Simple Group (0)	0.00	-	Gruppo La Fenice (0)	0.00	-	Living Recovery Group (0)	0.00	-
Maui Area (7)	1,550.00	+	Individual Members (1)	22.73	-	Lone Star Region (3)	3,000.00	=
Oahu Area (12)	332.27	-	Insieme Possiamo Group (0)	0.00	-	Mansfield Group (0)	0.00	-
Owan No Au Group (6)	366.00	+	Italy Region (1)	2,840.91	-	New Beginnings Group (1)	125.00	+
Saturday Night Live Group (0)	0.00	-	<i>Italy Region Total:</i>	2,863.64	-	Northside Group (4)	1,731.54	+
						Surrender Starts Here Group (1)	115.00	+

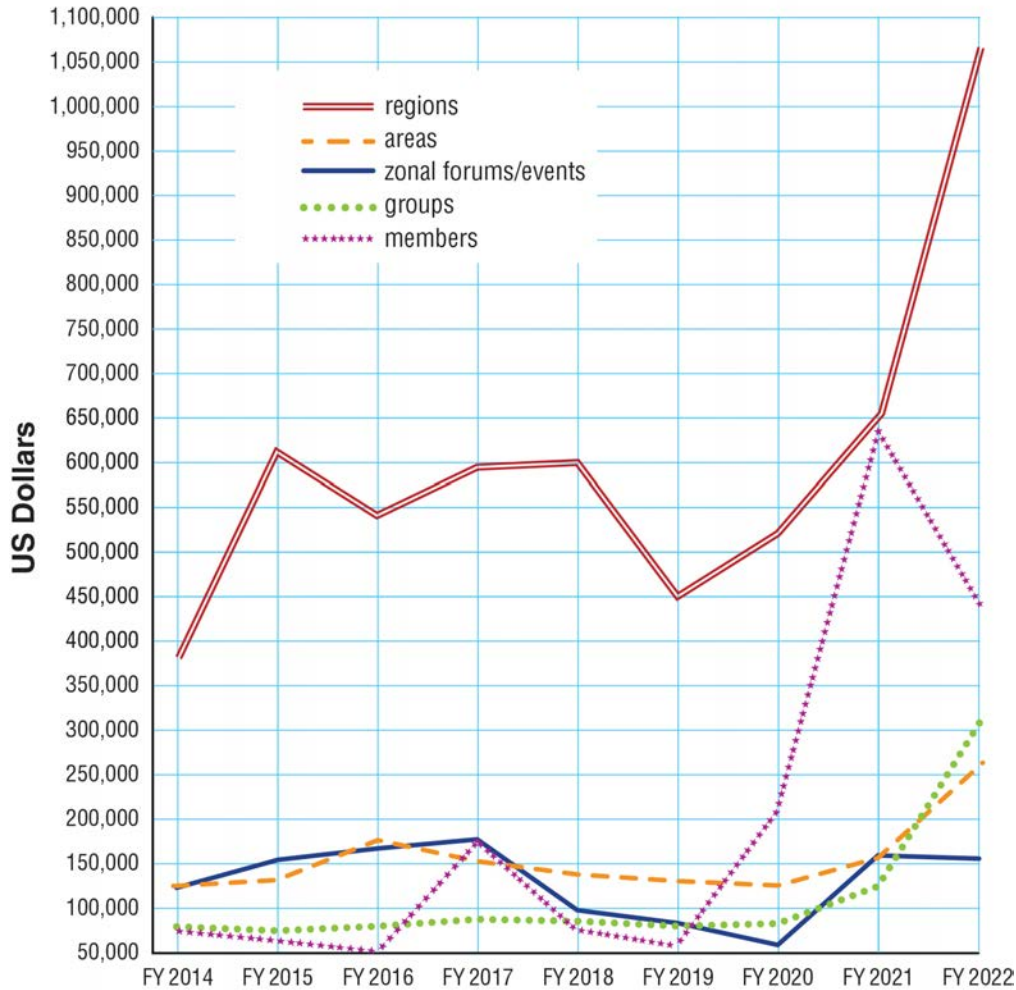
Contributor (# of contributions)	FY 2022 contributions	+ /- = compared to FY 2021	Contributor (# of contributions)	FY 2022 contributions	+ /- = compared to FY 2021	Contributor (# of contributions)	FY 2022 contributions	+ /- = compared to FY 2021
Town East Group (9)	3,300.00	+	Phoenix Group (0)	0.00	-	Mountaineer Region		
Visions of Recovery Group (1)	300.00	+	Second Chance Group (12)	1,200.00	+	Addict to Addict Group (1)	200.00	+
<i>Lone Star Region Total:</i>	26,486.39	+	<i>Mid-America Region Total:</i>	7,806.72	+	Choose to Live Group (0)	0.00	-
Louisiana Region			Mid-Atlantic Region			Individual Members (0)	0.00	-
Experience, Strength & Hope Group (1)	75.00	+	Individual Members (29)	1,640.00	-	Mountaineer RSCNA (2)	3,500.00	+
Individual Members (34)	808.00	-	Keep it Simple Group (4)	356.10	-	No Reservations Group (2)	31.50	+
It Works Group (1)	888.00	+	Liberty in Lititz Group (2)	168.00	+	<i>Mountaineer Region Total:</i>	3,731.50	+
Louisiana Region (4)	2,541.99	-	Mid-Atlantic Region (4)	39,087.05	+	Nebraska Region		
Northshore Area (6)	997.82	-	Only with Vigilance Group (1)	123.75	+	Aurora Steptakers Group (2)	200.00	+
Open Mind Group (5)	342.00	-	Recovery or Relapse Group (0)	0.00	-	Central Nebraska Area (1)	100.00	+
Rising Star Group (1)	100.00	+	U Gotta Wanna Group (4)	269.00	-	Individual Members (14)	280.00	+
Survivor Group (0)	0.00	-	Ultimate Weapon Group (1)	150.00	+	Nebraska Region (3)	15,396.97	+
Unity Area (1)	200.00	+	Value of Life Group (2)	57.00	+	<i>Nebraska Region Total:</i>	15,976.97	+
<i>Louisiana Region Total:</i>	5,952.81	-	<i>Mid-Atlantic Region Total:</i>	41,850.90	+	Netherlands Region		
Malaysia			Minnesota Region			Area Noord (0)	0.00	-
Malaysia (0)	0.00	-	Area of Hope (1)	250.00	-	Da Costa Group (1)	168.54	+
<i>Malaysia Total:</i>	0.00	-	Back To Basics Area (1)	2,000.00	+	Friday Night Group Eindhoven (0)	0.00	-
Maldives Region			Early Morning Recovery Group (1)	100.00	+	Individual Members (13)	358.48	-
Individual Members (0)	0.00	-	Freedom From Addiction Group (0)	0.00	-	Netherlands Region (5)	5,164.77	+
<i>Maldives Region Total:</i>	0.00	-	Friends in Recovery Group (0)	0.00	-	Sittard Group (2)	127.16	+
Metro Detroit Region			Gotta Do Something Group (3)	445.37	+	Sunday Evening Amsterdam Group (0)	0.00	-
Individual Members (28)	1,410.00	+	Individual Members (37)	1,550.00	-	Sunday Morning Group (0)	0.00	-
Metro Detroit Region (8)	3,400.00	+	Leading By Example Group (0)	0.00	-	<i>Netherlands Region Total:</i>	5,818.95	+
Western Wayne Area (9)	5,172.33	+	Minnesota Region (1)	2,000.00	-	New England Region		
<i>Metro Detroit Region Total:</i>	9,982.33	+	New Way to Live Group (0)	0.00	-	Back to Basics Group (0)	0.00	-
Mexico Region			Northern Lights Area (1)	1,005.98	+	Breakfast Club Group (0)	0.00	-
Individual Members (0)	0.00	-	Recovery in the Heartland Area (0)	0.00	-	Cape Cod Area (1)	500.00	-
<i>Mexico Region Total:</i>	0.00	-	Twin Cities Area (2)	176.96	+	Common Welfare Group (0)	0.00	-
Michigan Region			Vision of Hope Area (1)	360.68	+	Daily Reprieve Group (0)	0.00	-
Against All Odds Group (1)	23.00	+	Weekend Women Warriors Group (0)	0.00	-	Dorchester Young People's Group (0)	0.00	-
Capital Area (1)	408.87	-	Whatever it Takes Group (0)	0.00	-	Friday Night Step on Greenwood Group (3)	77.25	+
Greater Grand Rapids Area (3)	371.00	+	<i>Minnesota Region Total:</i>	7,888.99	-	Individual Members (72)	3,051.00	+
Happy & Free 2 Group (1)	29.00	+	Mississippi Region			Just for Today Group (0)	0.00	-
Heavenly Express Group (4)	527.32	+	Carpe PM Group (12)	560.00	+	Just For Today Group (0)	0.00	-
Individual Members (29)	927.33	+	Gulf Coast Area (0)	0.00	-	Leggs n Eggs Group (12)	180.00	=
Michigan Region (0)	0.00	-	Kosciusko Group (0)	0.00	-	Martha's Vineyard Area (1)	1,000.00	+
No Matter What Group (0)	0.00	-	Mid Mississippi Area (1)	750.00	+	Mid Day Break Group (1)	39.00	+
Northwestern Michigan Area (2)	450.00	-	Mississippi Region of NA (2)	2,000.00	+	New England Region (6)	22,554.21	+
Northwoods Area (0)	0.00	-	<i>Mississippi Region Total:</i>	3,310.00	+	Oxford Group (0)	0.00	-
Recovery at Fifth & Oak Group (1)	130.00	+	Moldova			Point of Freedom Group (2)	44.00	-
Southwest Michigan Area (1)	500.00	+	Individual Members (11)	110.00	+	Recovery in the Chapel Group (9)	554.00	+
<i>Michigan Region Total:</i>	3,366.52	-	Moldova Region (1)	235.00	+	Return from the Living Dead Group (0)	0.00	-
Mid-America Region			<i>Moldova Total:</i>	345.00	+	Stone Free Group (0)	0.00	-
Brothers & Sisters Group (1)	154.72	+	Montana Region			Straight Steppin Group (0)	0.00	-
Central Kansas Area (3)	5,500.00	+	Everything Under the Sun Group (8)	675.58	+	Twelve Group (0)	0.00	-
Individual Members (26)	452.00	-	Freedom Group (0)	0.00	-	Working It Group (2)	82.00	+
Just For Today Area (1)	200.00	+	Montana Region (4)	11,623.79	+	<i>New England Region Total:</i>	28,081.46	+
Just For Today Group (1)	300.00	-	Never Alone Group (0)	0.00	-	New Jersey Region		
Mid-America Region (0)	0.00	-	New Freedom Group (0)	0.00	-	Blessings By The Sea Group (1)	20.80	-
			Recovery Group (7)	773.13	+	Capital Area (0)	0.00	-
			Rocky Mountain Wildfire Group (0)	0.00	-	Foundation of Hope Group (1)	22.00	-
			Western Montana Area (1)	400.00	+	Greater New Brunswick Area (3)	2,328.51	+
			<i>Montana Region Total:</i>	13,472.50	+	Hope in Freehold Group (1)	47.00	+

Contributor (# of contributions)	FY 2022 contributions	+ / - = compared to FY 2021	Contributor (# of contributions)	FY 2022 contributions	+ / - = compared to FY 2021	Contributor (# of contributions)	FY 2022 contributions	+ / - = compared to FY 2021
Individual Members (40)	1,178.99	+	Wild Recovery Group (2)	174.57	+	Eastern Area (3)	3,091.78	+
Just For Today Group (1)	119.00	+	Workin' the Steps Group (11)	174.74	+	Individual Members (11)	1,180.80	-
New Jersey Region (5)	2,500.00	-	<i>Northern California Region Total:</i>			Living Room Group (4)	42.32	-
Ocean Area (8)	2,642.96	+	Northern New England Region			Lost Dreams Awaken Group (0)	0.00	-
Sisterhood of Recovery Group (0)	0.00	-	Northern New England Region Total:			NA-A-Risin' Group (2)	400.00	+
Twelve Steps to Freedom Group (1)	20.00	-	Individual Members (13)	1,270.00	+	No Grass Group (0)	0.00	-
Why Are We Here? Group (1)	10.00	+	Moment of Clarity Group (1)	50.00	+	Northside Stroll Group (9)	1,075.00	+
<i>New Jersey Region Total:</i>	8,889.26	-	Northern New England Region (0)	0.00	-	OK Region (6)	17,000.00	+
North Carolina Region			White Mountain NA of Lancaster Group (12)	240.00	+	Sharing N Recovery Group (1)	125.00	+
Attitudes Can Change Group (0)	0.00	-	<i>Northern New England Region Total:</i>			Tulsa Original Group (0)	0.00	-
Down East Area (0)	0.00	-	Northern New Jersey Region			Western Area (8)	1,100.00	+
Individual Members (25)	2,968.15	-	Bergen Area (1)	1,000.00	+	<i>OK Region Total:</i>	24,039.90	-
It Works Group (0)	0.00	-	Freedom Through Unity Area (0)	0.00	-	Oman		
Nature of Recovery Group (1)	100.00	-	Hudson County Area (7)	957.00	+	Oman (2)	1,550.00	+
North Carolina Region (3)	6,626.27	+	Individual Members (1)	10.00	+	<i>Oman Total:</i>	1,550.00	+
Recovery Road Group (0)	0.00	-	Northern New Jersey Region (7)	4,200.00	+	Ontario Region		
<i>North Carolina Region Total:</i>	9,694.42	+	Northwest New Jersey Area (4)	64.49	+	Bring Your Own Book Group (1)	157.33	-
North West Russia Region			The Journey Continues Group (4)	222.60	-	Central Lake Area (0)	0.00	-
Individual Members (1)	5.00	-	What A Better Way To Live Group (1)	25.50	+	Faith in Life Group (0)	0.00	-
North West Russia Region (3)	317.00	+	<i>Northern New Jersey Region Total:</i>			Greater London Area (0)	0.00	-
<i>North West Russia Region Total:</i>	322.00	-	Northern New York Region			Halton Peel Area (0)	0.00	-
Northern California Region			Individual Members (14)	317.00	+	Heart & Soul Group (1)	608.67	+
Alcohol is a Drug Group (2)	100.00	+	Northern New York Region (1)	73.95	+	Individual Members (60)	1,864.60	+
Area de Habla Hispana Area (0)	0.00	-	<i>Northern New York Region Total:</i>			Inside Recovery Group (1)	351.87	+
Back to Basics Group (0)	0.00	-	Norway Region			Live Your Dreams Group (0)	0.00	-
Bay Area Convention of NA (1)	1,000.00	+	Fredags Gruppa (0)	0.00	-	New Freedom Group (1)	192.12	+
Contra Costa Area (10)	2,973.97	+	Individual Members (9)	316.18	-	New Hope Group (0)	0.00	-
Davis Group (8)	364.83	-	Kongsberg Group (1)	400.00	+	New Reality Group (0)	0.00	-
Early Serenity Men's Group (0)	0.00	-	NA Outdoor Event Ski and Recovery (1)	352.21	-	Ontario Region (2)	10,466.46	+
Friday Night Alternative Group (9)	260.68	+	Norway Region (2)	11,020.93	+	Ottawa Area (1)	473.29	-
Greater Butte Area (0)	0.00	-	<i>Norway Region Total:</i>			Recovery by the River Group (0)	0.00	-
Group 35 (Sacramento Area) (1)	20.00	+	Occidente-Mexico Region			Road to Recovery Group (2)	677.79	-
Group 55 (1)	20.00	+	Grupo Aqui y Ahora (0)	0.00	-	Survivor's Club Group (1)	40.33	-
Group 65 (5)	130.00	+	Individual Members (1)	50.00	+	Together We Can Group (7)	657.70	+
How the Spirit of Life Works Group (0)	0.00	-	Occidente Region (0)	0.00	-	Why We Stay Group (1)	322.65	-
Individual Members (135)	3,507.85	-	<i>Occidente-Mexico Region Total:</i>			<i>Ontario Region Total:</i>	15,812.81	-
Los Gatos Home Group (8)	1,212.76	-	Ohio Region			Pacific Cascade Region		
Mission Peak Area (0)	0.00	-	Come Together Group (1)	25.00	+	Basic Group (1)	50.00	+
Monday Night Women's Group (0)	0.00	-	Dark Side of the Spoon Group (2)	286.00	+	Central Oregon High Desert Area (5)	1,725.00	+
Monterey County Area (0)	0.00	-	Godzvilla Group (0)	0.00	-	Individual Members (60)	1,800.00	+
No Matter What Group (1)	140.00	-	Greater Cincinnati Area (5)	2,999.53	+	Lane County Area (1)	995.30	+
Nooner Group (2)	185.75	+	Individual Members (20)	1,080.00	-	Minute By Minute Group (0)	0.00	-
Northern CA Region (11)	37,432.20	+	Ohio Region (4)	4,740.26	+	Out to Lunch Bunch Group (0)	0.00	-
Orland Back to Basics Group (4)	154.45	+	West Side Story Group (1)	145.85	+	Pacific Cascade Region (3)	22,830.93	+
Paradise Monday Night Group (7)	81.97	+	Winners' Group (3)	550.00	+	Serenity Sisters Group (0)	0.00	-
Paradise Strong Book Study Group (0)	0.00	-	<i>Ohio Region Total:</i>			Show Me How To Live Group (1)	50.00	+
Peace in the Pines Group (3)	150.00	-	OK Region			Washington County Area (1)	50.00	-
Polish Club Group (1)	100.00	+	33rd Street Recovery Group (1)	25.00	-	<i>Pacific Cascade Region Total:</i>	27,501.23	+
Recovery Underground Group (0)	0.00	-	Broken Arrow Serenity Seekers Group (0)	0.00	-	Panama Region		
Shasta/Trinity Area (13)	2,640.33	+	Cushing Connections Group (0)	0.00	-	Panama Region (1)	1,000.00	+
Short & Sweet Group (0)	0.00	-	<i>OK Region Total:</i>			<i>Panama Region Total:</i>	1,000.00	+
Sunday Night Book Study Group (1)	100.00	-	OK Region Total:					
The Journey Continues Group (0)	0.00	-						

Contributor (# of contributions)	FY 2022 contributions	+ /- = compared to FY 2021	Contributor (# of contributions)	FY 2022 contributions	+ /- = compared to FY 2021	Contributor (# of contributions)	FY 2022 contributions	+ /- = compared to FY 2021
Paraguay Region			No Matter What Group (1)			Show-Me Region		
Individual Members (0)	0.00	-	North By Northwest Area (10)	5,577.13	+	Door To Recovery Group (1)	67.00	+
Paraguay Region Total:	0.00	-	Region 51 Region (2)	4,300.00	-	Good Orderly Direction Group (2)	818.00	+
Peru Region			Saturday Night Surrender Group (3)			Greater St Charles Area (3)		
Individual Members (0)	0.00	-	Saturday Night Unloaded Group (1)	120.00	+	Heartland Area (0)	0.00	-
Peru Region (0)	0.00	-	Sleepless Nights Group (0)	0.00	-	Individual Members (36)	1,675.00	+
Peru Region Total:	0.00	-	South Valley Area (1)	406.92	+	Little Egypt Area (2)	992.68	+
Philippines Region			Who's House Is It & Who Cares Anyway Group (4)			Miracle Group (0)		
East Meets West Group (0)	0.00	-	Region 51 Total:	18,328.34	-	No Excuses Group (0)	0.00	-
Philippines Region (1)	1,700.00	+	Region Del Coqui			Northland Area (3)		
Philippines Region Total:	1,700.00	+	Grupo Solo Por Hoy (3)			OPNA Group (Overland Park) (7)		
Poland Region			Grupo Un Nuevo Atardecer (1)			Primary Purpose Area (3)		
Individual Members (10)	198.00	-	Individual Members (49)	1,012.00	+	Step By Step Group (1)	200.00	=
Poland Region (2)	1,906.13	+	Oeste Area (2)	160.00	+	Show-Me Region Total:	7,759.26	+
Poland Region Total:	2,104.13	+	Region del Coqui (1)	258.00	-	Siberian Region		
Portugal Region			Region Del Coqui Total:			Individual Members (1)		
Grupo Pegadas em Oeiras (0)	0.00	-	Region Del Coqui Total:	1,802.00	-	Siberian Region Total:	130.00	+
Grupo Pegadas na Areia (2)	151.51	+	Rio de Janeiro Region			Sierra Sage Region		
Individual Members (8)	306.21	+	Individual Members (5)			Individual Members (0)		
Portugal Region (1)	1,365.62	+	Orla Area (0)			Just For Today Group (1)		
Portugal Region Total:	1,823.34	+	Rio de Janeiro Region (3)			Never Alone Group (12)		
Quebec Region			Rio de Janeiro Region Total:			Never Alone Never Again Group (1)		
Centre De Service Local Rive-Sud (1)	392.78	-	Rio Grande do Sul Region			Nooner Topic Group (0)		
Groupe Le Narcotique Anonymous (2)	700.00	+	Gaucha Area (0)			Rural Nevada Area (1)		
Individual Members (12)	1,200.00	-	Individual Members (12)			Saturday Night Special Group (4)		
Quebec Region (3)	5,566.72	-	Rio Grande do Sul Region (0)			Sierra Sage Region (7)		
Sud-Ouest Area (2)	1,582.08	+	Rio Grande do Sul Region Total:			Sierra Sage Region Total:		
Quebec Region Total:	9,441.58	-	Rio Grande do Sul Region Total:			Sierra Sage Region Total:		
Red River Region			Rio Grande Region			Singapore Region		
Okla-Tex Area (3)	700.00	+	Four Corners Area (0)			Individual Members (11)		
Red River Region (1)	500.00	=	Greater Albuquerque Area (2)			Singapore Region (0)		
Refinishing Group (1)	135.00	+	Individual Members (37)			Singapore Region Total:		
Red River Region Total:	1,335.00	+	Jemez Mountain Serenity Group (0)			Singapore Region Total:		
Region 51			More Will Be Revealed Group (0)			SOSONA - Indian Region		
Addicts Together Group (5)	300.20	+	Rio Grande Region (1)			Individual Members (0)		
AM Miracles Group (12)	295.00	+	Women: If You Want What We Have Group (1)			Odisha Area (0)		
CAN Area (1)	1,163.00	+	Rio Grande Region Total:			Pune Area (0)		
Drugs No More Group (2)	421.00	+	Rio Grande Region Total:			SOSONA - Indian Region Total:		
Good Orderly Direction Group (1)	16.04	+	San Diego/Imperial Counties Region			South Dakota Region		
Happy Joyous & Free Group (0)	0.00	-	Caring & Sharing Group (2)			Hope Dealers Group (0)		
HOW Group (0)	0.00	-	Clean Team Group (1)			New Hope Group (2)		
Individual Members (19)	4,950.40	-	High Noon Group (0)			West River Area (1)		
It Works How & Why Group (0)	0.00	-	HOW Group (1)			South Dakota Region Total:		
Mesquite Misfits Group (1)	69.00	+	Individual Members (28)			South Florida Region		
Misfits Home Group (0)	0.00	-	Living the Dream Group (2)			Beach & Bay Area (0)		
Monday Night Freedom Group (6)	214.15	+	Noon at the Beach Group (0)			Breakfast Club Group (0)		
Morning Cup of Recovery Group (0)	0.00	-	North Coastal Area (10)			Clean & Serene Group (2)		
No Matter What Group (1)	120.00	+	OB Smokeless Group (0)			Conch Republic Area (1)		
			Principles by the Sea Group (0)			Dare to Win Group (6)		
			San Diego Region (7)			Friday Night Alternative Group (0)		
			South Bay Area (1)			Gulf Coast Area (5)		
			South Bay Area (1)			Individual Members (1)		
			Week's End Group (0)					
			San Diego/Imperial Counties Region Total:					
			San Diego/Imperial Counties Region Total:					
			San Diego/Imperial Counties Region Total:					

Contributor (# of contributions)	FY 2022 contributions	+ /- / = compared to FY 2021	Contributor (# of contributions)	FY 2022 contributions	+ /- / = compared to FY 2021	Contributor (# of contributions)	FY 2022 contributions	+ /- / = compared to FY 2021	
Just For Today Group (12)	2,229.13	+	New Attitudes Group (12)	771.46	+	Tranzit Region			
South Dade Area (2)	2,915.78	+	No Matter What Club Group (1)	79.76	+	Individual Members (1)	79.00	+	
South Florida Region (2)	25,118.95	+	Noon Group (0)	0.00	-	<i>Tranzit Region Total:</i>			
Sunset Coast Area (1)	746.20	+	Recovery Just for Today Group (2)	78.79	+		79.00	+	
Women's Group (1)	150.00	+	Southern Idaho Region (2)	19,318.25	+	Tri-State Region			
<i>South Florida Region Total:</i>	37,489.70	+	Southern Idaho Regional Convention (1)	354.20	+	An Amazing Journey Group (1)	50.00	+	
Southern California Region			Sunday Morning Men's Group (4)	217.19	+	Central Western PA Area (7)	200.00	-	
A Monday Night Meeting Group (1)	200.00	+	Treasure Valley Area (2)	3,332.76	+	East End Area (6)	985.41	+	
AF Recovery Group (0)	0.00	-	Unity Group (0)	0.00	-	Individual Members (34)	457.00	-	
Armenian Speaking Group (Glendale) (0)	0.00	-	Welcome Home Group (1)	25.75	+	Interstate Crossroads Area (2)	3,000.00	+	
Atwater Just For Today Group (0)	0.00	-	<i>Southern Idaho Region Total:</i>		25,478.76	+	Lake Erie Area (0)	0.00	-
Basic Training Group (0)	0.00	-	Spain Region			Literature In Motion Group (4)	81.00	+	
Circle of Hope Group (2)	77.50	+	Grupo La Nave (4)	196.00	-	NA By Busway Group (0)	0.00	-	
Courage to Change (7)	949.00	-	Individual Members (1)	10.00	-	Principles First Group (2)	44.00	-	
Eastern Sierra Area (1)	531.43	+	Spain Region (1)	13,636.36	+	Saturday Morning Cartoon Alternative Group (1)	300.00	+	
Friday Night Men's Group (0)	0.00	-	<i>Spain Region Total:</i>		13,842.36	+	Shady Group (0)	0.00	-
From Turning Corners To Turning Pages Group (1)	29.25	-	Sweden Region			South Hills Area (2)	1,029.16	+	
Full Issue Group (0)	0.00	-	A New Way of Life Group (2)	223.81	-	There's Hope Group (1)	100.00	+	
Grupo Si Nos Recuperamos (1)	225.00	+	GOSSNAD (Gotland & South Stockholm Area) (0)	0.00	-	Tri-State Region (2)	14,000.00	+	
High We Can't Buy Group (0)	0.00	-	Individual Members (0)	0.00	-	We Do Recover Group (0)	0.00	-	
Individual Members (193)	12,203.53	-	Roots Gruppen (0)	0.00	-	<i>Tri-State Region Total:</i>			
Literature for Life Group (0)	0.00	-	Sweden Region (NA Sverige) (1)	12,944.44	-		20,246.57	+	
Little Chair Group (0)	0.00	-	<i>Sweden Region Total:</i>		13,168.25	-	Turkey Region		
Men's Group (0)	0.00	-	Switzerland Region			Individual Members (0)	0.00	-	
Noon Just for Today Group (0)	0.00	-	Switzerland Region (1)	19,507.12	+	Turkey Region (2)	2,004.00	+	
Quartz Hill Surrender Group (0)	0.00	-	<i>Switzerland Region Total:</i>		19,507.12	+	<i>Turkey Region Total:</i>		
Recovery in the Varrío Group (1)	200.00	+	Tejas Bluebonnet Region				2,004.00	+	
Regardless of Group (3)	192.50	-	1960 Group (0)	0.00	-	UK Region			
Santa Clarita Area (2)	587.55	+	Candlelight Recovery Group (0)	0.00	-	12 Monkeys Group (3)	227.28	-	
Saturday Clean Time Group (11)	458.00	+	Central Texas Area (1)	3,500.00	+	Edinburgh It Works How & Why Group (1)	60.00	+	
Serenity Above the Sea Group (3)	104.00	+	Clean & Free Group (6)	672.33	+	Individual Members (108)	8,003.48	+	
Southern Antelope Valley Area (1)	1,000.00	+	Courage Commitment & Change Group (0)	0.00	-	Renaissance Horizon Group (0)	0.00	-	
Southern California Region (4)	49,499.07	+	Desire to Stop Using Group (0)	0.00	-	Show Me How Group (1)	100.00	+	
Spiritual Principles Group (7)	826.00	+	Easy Does It Group (1)	200.00	+	Sussex Area (0)	0.00	-	
Step by Step Group (0)	0.00	-	Hill Country Area (2)	1,448.40	+	UK Farsi Groups Area (1)	319.63	-	
Sunday Morning Circle Group (3)	600.00	-	Houston Area (13)	1,488.49	+	UK Region (3)	41,795.82	+	
Sunday Newcomer Group (0)	0.00	-	Hugs not Drugs Group (12)	130.00	+	Yorkshire & Humberside Area (0)	0.00	-	
Sunday Spiritual Group (0)	0.00	-	Individual Members (28)	1,005.00	-	<i>UK Region Total:</i>			
Surrender To Win Group (4)	180.00	-	Kerrville Agape Group (1)	75.00	+		50,506.21	+	
The Journey Continues Group (0)	0.00	-	Kerrville Group (0)	0.00	-	Ukraine Region			
Thursday Early Bird Group (0)	0.00	-	Lost & Found Group (1)	35.00	+	Alternativa Group (0)	0.00	-	
Thursday Night Westchester Group (0)	0.00	-	Northside Area (1)	250.00	-	Individual Members (12)	250.00	+	
Tuesday Night Solutions Group (7)	847.50	+	Northside Area Campout (0)	0.00	-	Stalinka Group (1)	100.00	+	
Tuesday Step Study Group (8)	2,684.60	+	Old School Keep it Simple Group (0)	0.00	-	Ukraine Region (4)	4,111.00	+	
We Came To Believe Group (1)	500.00	=	Saturday Night Live Group (1)	300.00	+	<i>Ukraine Region Total:</i>			
Wednesday Night Wisdom Group (5)	475.00	-	Serious Undertakings Group (0)	0.00	-		4,461.00	+	
Westend Area (14)	3,533.44	+	Sunday Starters Group (0)	0.00	-	United Arab Emirates			
Women's Literature Study Group (1)	152.49	+	Surrender to Win Group (1)	10,000.00	+	Individual Members (0)	0.00	-	
<i>Southern California Region Total:</i>	76,055.86	+	Tejas Bluebonnet Region (4)	16,683.79	-	Love & Peace Group (0)	0.00	-	
Southern Idaho Region			Texas Unity Convention (2)	936.62	+	United Arab Emirates Area (0)	0.00	-	
Cast Iron Serenity Group (0)	0.00	-	The Sooner the Better Group (0)	0.00	-	<i>United Arab Emirates Total:</i>			
Emerson Group (1)	250.00	+	Tomball New Attitudes Group (0)	0.00	-		0.00	-	
Individual Members (15)	995.00	-	<i>Tejas Bluebonnet Region Total:</i>			36,724.63	+	Upper Midwest Region	
Magic Valley Area (1)	55.60	+				New Hope Group (0)	0.00	-	

Contributions by Donor Type



We update this graph every year for the *Annual Report*. Fiscal year 2022 continues to show what a huge difference individual members can make. But it's the reopening of meetings and the increased involvement of service bodies that marks the growth in contributions. We continue to be extremely grateful!

Our website is full of resources for groups, members, and service bodies.

www.na.org/virtual

Virtual NA Meeting Resources

This page contains links and resources to help addicts meet online or by phone. If you have a locally developed resource you'd like to share, please let us know: fsmail@na.org. Note—resources developed by World Services are noted with (NAWS) at the end of the title, and locally developed resources are noted with (local) at the end of the title.

[Virtual Meeting Basics | Spanish](#)

This board-approved service material collects best practices on creating, administering, and even attending virtual recovery meetings. We have also extracted a single page from the tool to serve as a Quick Start Guide ([English](#) | [Spanish](#)) for virtual meetings.

List or update virtual meeting information [here](#)

[Find a Meeting](#)

[Webinars and Events](#)

[Administer a Meeting—Tech Tips](#)

[Hybrid Meetings](#)

[Seventh Tradition](#)

[On Screen Resources](#)

[Attend a Meeting](#)

[Carry the Message](#)

[Meeting Guidelines](#)

[COVID-19-Related Resources](#)

[Resource Collections](#)

[Miscellaneous](#)

www.na.org/localresources

Local Service Resources

Welcome to the Local Service Committee Resource area where NA service committees can share locally developed resource material. This material is presented as a resource so that NA service bodies might benefit from others' experience and work. Keep in mind that the material found here is not approved or endorsed by NA World Services or the World Service Conference, unless clearly designated otherwise. In addition to those local materials, we have also placed various resources developed by NA World Services. These materials are either approved by NA World Services or in some cases, the World Service Conference. All WSC-approved material is clearly indicated as such. The material is presented to assist NA service bodies in their efforts. If they help you in your efforts, please feel free to adapt them to your needs. They should not be viewed as rules or mandates.

Anyone is free to download any of these materials, and all of these resources can be used or adapted as your local service committee sees fit. Please look in the subheadings for files in languages other than English.

If your area or region wishes to share locally developed resources, please send it to fsmail@na.org, and we will post them on the web site for you. NA World Services reserves the right to remove any item from this area without exception.

Addressing predatory, disruptive, or violent behavior

- [Anti-harassment policy - Chicagoland Region - 2014.docx](#)
- [Guidelines for Inappropriate Behavior - United Kingdom RSC - 2005.doc](#)
- [Predatory Behavior Workshop - Bergen ASC - 2018 PowerPoint](#)

www.na.org/basics

Service Basics

These shorter service resources offer guidance about different areas of NA service. Their length makes them easier to translate and adapt than a full-sized handbook. They are Board-approved service materials and can be quickly updated if needed following a 90-day review process.

Longer pieces of service material can be found here www.na.org/handbooks.



PR Basics
Spanish | Portuguese



H&I Basics
Portuguese (Brazil) | Spanish



Planning Basics | Spanish



Phoneline Basics
Spanish

[18.pdf](#)
[Region](#)
[zrev\)](#)
[Area - 2020.docx](#)
[hop - Quebec Region - PDF | PowerPoint](#)
[and Violent Behavior](#) can be found [here](#).
[etings Word/PDF](#) including
and dealing with disruption,
,and
ing them get connected.

Tons of info on each page!



INDEPENDENT AUDITOR'S REPORT

To the World Board of
Narcotics Anonymous World Services, Inc.

Qualified Opinion

We have audited the accompanying consolidated financial statements of Narcotics Anonymous World Services, Inc. (a nonprofit organization), which comprise the statement of financial position as of June 30, 2022, 2021, and 2020, and the related statements of activities, functional expenses, and cash flows for the year then ended, and the related notes to the financial statements.

In our opinion, except for the possible effects of the matter described in the Basis for Qualified Opinion section of our report, the consolidated financial statements referred to in the first paragraph present fairly, in all material respects, the financial position of Narcotics Anonymous World Services, Inc. as of June 30, 2022, 2021, and 2020, and the changes in its net assets and its cash flows for the years then ended in accordance with accounting principles generally accepted in the United States of America.

Basis for Qualified Opinion

We did not audit the financial statement balances and activity related to the Iranian service office, Payam Omega as of and for the years ended June 30, 2022, 2021, and 2020, and they were not audited by other auditors due to declining relations between Iran and the United States of America. We were unable to obtain sufficient appropriate audit evidence about the amounts recognized for the Iran service office as of and for the years ended June 30, 2022, 2021, and 2020. Consequently, we were unable to determine whether any adjustments to those amounts were necessary.

We conducted our audit in accordance with auditing standards generally accepted in the United States of America. Our responsibilities under those standards are further described in the Auditor's Responsibilities for the Audit of the Consolidated Financial Statements section of our report. We are required to be independent of Narcotics Anonymous World Services, Inc. and to meet our other ethical responsibilities in accordance with the relevant ethical requirements relating to our audit. We believe that the audit evidence we have obtained is sufficient and appropriate to provide a basis for our qualified audit opinion.

Responsibilities of Management for the Financial Statements

Management is responsible for the preparation and fair presentation of the consolidated financial statements in accordance with accounting principles generally accepted in the United States of America, and for the design, implementation, and maintenance of internal control relevant to the preparation and fair presentation of consolidated financial statements that are free from material misstatement, whether due to fraud or error.

In preparing the consolidated financial statements, management is required to evaluate whether there are conditions or events, considered in the aggregate, that raise substantial doubt about Narcotics Anonymous World Services, Inc.'s ability to continue as a going concern within one year after the date that the consolidated financial statements are available to be issued.

Los Angeles / San Francisco / Seattle / Denver / Sun Valley, ID

To the World Board of
Narcotics Anonymous World Services, Inc.

Auditor's Responsibilities for the Audit of the Financial Statements

Our objectives are to obtain reasonable assurance about whether the consolidated financial statements as a whole are free from material misstatement, whether due to fraud or error, and to issue an auditor's report that includes our opinion. Reasonable assurance is a high level of assurance but is not absolute assurance and therefore is not a guarantee that an audit conducted in accordance with generally accepted auditing standards will always detect a material misstatement when it exists. The risk of not detecting a material misstatement resulting from fraud is higher than for one resulting from error, as fraud may involve collusion, forgery, intentional omissions, misrepresentations, or the override of internal control. Misstatements are considered material if there is a substantial likelihood that, individually or in the aggregate, they would influence the judgment made by a reasonable user based on the consolidated financial statements.

In performing an audit in accordance with generally accepted auditing standards, we:

- Exercise professional judgment and maintain professional skepticism throughout the audit.
- Identify and assess the risks of material misstatement of the consolidated financial statements, whether due to fraud or error, and design and perform audit procedures responsive to those risks. Such procedures include examining, on a test basis, evidence regarding the amounts and disclosures in the consolidated financial statements.
- Obtain an understanding of internal control relevant to the audit in order to design audit procedures that are appropriate in the circumstances, but not for the purpose of expressing an opinion on the effectiveness of Narcotics Anonymous World Services, Inc.'s internal control. Accordingly, no such opinion is expressed.
- Evaluate the appropriateness of accounting policies used and the reasonableness of significant accounting estimates made by management, as well as evaluate the overall presentation of the consolidated financial statements.
- Conclude whether, in our judgment, there are conditions or events, considered in the aggregate, that raise substantial doubt about Narcotics Anonymous World Services, Inc.'s ability to continue as a going concern for a reasonable period of time.

We are required to communicate with those charged with governance regarding, among other matters, the planned scope and timing of the audit, significant audit findings, and certain internal control related matters that we identified during the audit.

MILLER KAPLAN ARASE LLP
North Hollywood, California
March 8, 2023

Independent Auditors' Report

NAWS contracts with an independent accounting firm to audit its financial statements each fiscal year. The audit team spends about a week in the Chatsworth office after the close of each fiscal year, during which they perform transaction tests, inspect internal controls, and scrutinize internal financial practices. This professional audit of NAWS' financial reports and practices conforms to best practices in the world of accounting and complies with the legal requirements for nonprofits. To audit the financial activities of WSO Iran, we have to hire an accounting firm in Iran that provides its audit to our US-based auditors. While this makes for an exceedingly slow process, it ensures management and the board have verified figures for all branch offices.

Narcotics Anonymous World Services Consolidated Statement of Financial Position

Exhibit A

	June 30, 2022	June 30, 2021	June 30, 2020
Assets			
Current assets:			
Cash and cash equivalents	\$ 5,810,529	\$ 3,696,438	\$ 1,630,117
Investments - at fair value	809,048	807,421	789,550
Accounts receivable (net of allowances for uncollectible accounts of \$110,150, \$110,571, and \$110,374, respectively)	583,108	560,446	362,703
Publication inventory	1,674,240	1,757,318	2,011,925
Prepaid expenses	287,553	106,224	203,285
Total current assets	9,164,478	6,927,847	4,997,580
Other assets:			
Property and equipment:			
Furniture and equipment	1,149,143	1,178,554	1,190,077
Leasehold improvements	1,163,435	1,165,171	1,163,981
	2,312,578	2,343,725	2,354,058
Less: accumulated depreciation and amortization	(2,246,971)	(2,211,580)	(2,047,957)
	65,607	132,145	306,101
Deposits	4,493	50,964	50,807
Trademarks, software and copyrights (net of accumulated amortization of \$2,924,650, \$2,754,357, and \$2,565,627, respectively)	561,874	590,489	743,083
Total other assets	631,974	773,598	1,099,991
Total assets	\$ 9,796,452	\$ 7,701,445	\$ 6,097,571
Liabilities and net assets			
Current liabilities:			
Accounts payable	\$ 294,291	\$ 86,269	\$ 236,544
Accrued salaries, vacation and tax withholdings payable	250,419	234,790	228,734
Deferred rent	86,281	85,237	-
Note payable, current portion	141,041	749,141	318,466
Total current liabilities	772,032	1,155,437	783,744
Other liabilities			
Note payable, less current portion	514,356	594,749	358,274
Total other liabilities	514,356	594,749	358,274
Total liabilities	1,286,388	1,750,186	1,142,018
Net assets without donor restrictions	8,510,064	5,951,259	4,955,553
Total liabilities and net assets	\$ 9,796,452	\$ 7,701,445	\$ 6,097,571

Narcotics Anonymous World Services Consolidated Statement of Financial Position

Exhibit B

	Years Ended		
	June 30, 2022	June 30, 2021	June 30, 2020
Revenues, gains and other support:			
Sales of publications and program materials	\$ 8,634,111	\$ 6,760,917	\$ 8,059,458
Less: discounts and cost of sales	(3,675,776)	(2,680,468)	(2,572,757)
Net sales of publications and program materials	4,958,335	4,080,449	5,486,701
Convention registration and other revenue	-	-	172
Fellowship contributions	2,224,917	1,731,015	999,209
PPP Credit	563,362	-	-
Interest	3,793	9,458	14,916
Other	32,242	13,824	24,212
Total revenues, gains and other support	7,782,649	5,834,746	6,525,210
Program expenses:			
Literature production and distribution	1,508,264	1,404,308	2,430,513
World Service Conference support	1,014,557	935,854	1,536,708
Fellowship development	1,956,531	1,805,083	2,978,276
Events	222,109	209,891	302,803
	4,701,461	4,355,136	7,248,300
Management and general expenses	522,383	483,904	805,365
Total expenses	5,223,844	4,839,040	8,053,665
Change in net assets	2,558,805	995,706	(1,528,455)
Net assets without donor restrictions:			
Beginning of year	5,951,259	4,955,553	6,484,008
End of year	\$ 8,510,064	\$ 5,951,259	\$ 4,955,553

See accompanying notes to consolidated financial statements.

**Narcotics Anonymous World Services
Consolidated Statement of Financial Position**

Exhibit C-1

	Year Ended June 30, 2022					
	Program Services					
	Literature Production and Distribution	World Service Conference Support	Fellowship Development	Events	Management and General	Total
Expenses:						
Salaries, wages and payroll taxes	\$ 668,999	\$ 387,315	\$ 616,183	\$ 88,026	\$ 195,614	\$ 1,956,137
Employee health benefits	99,202	57,433	91,370	13,053	29,006	290,064
Retirement contribution	37,123	21,492	34,192	4,885	10,855	108,547
Contract labor	24,762	14,336	22,807	3,258	7,240	72,403
Occupancy	122,045	179,914	286,227	40,890	69,897	698,973
Travel	1,289	746	1,187	170	377	3,769
Conferences	-	28,747	-	-	3,194	31,941
Telephone	31,816	18,419	29,304	4,186	9,303	93,028
Postage	6,704	3,881	6,174	882	1,960	19,601
Office expenses	96,849	56,070	89,203	12,743	28,318	283,183
Professional fees	78,954	41,748	66,418	9,488	21,845	218,453
Equipment leases	14,078	8,150	12,967	1,852	4,116	41,163
Computer expenses	139,912	81,002	128,867	18,409	40,910	409,100
Insurance	23,906	13,841	22,019	3,146	6,990	69,902
Developmental literature	-	-	218,528	-	24,281	242,809
Free publications	-	1,628	2,655	-	476	4,759
Free literature	14,415	8,346	166,381	1,897	21,227	212,266
Currency conversion	26,002	15,054	35,409	3,421	8,876	88,762
Public relations	-	-	168	-	19	187
World Board	-	6,899	-	-	766	7,665
Fellowship assistance	-	-	15,844	-	1,760	17,604
Depreciation and amortization	84,948	49,181	78,242	11,177	24,839	248,387
Other operating expenses	37,260	20,355	32,386	4,626	10,514	105,141
Total expenses	\$ 1,508,264	\$ 1,014,557	\$ 1,956,531	\$ 222,109	\$ 522,383	\$ 5,223,844

**Narcotics Anonymous World Services
Consolidated Statement of Financial Position**

Exhibit C-2

	Year Ended June 30, 2021					
	Program Services					
	Literature Production and Distribution	World Service Conference Support	Fellowship Development	Events	Management and General	Total
Expenses:						
Salaries, wages and payroll taxes	\$ 649,691	\$ 376,137	\$ 598,399	\$ 85,486	\$ 189,968	\$ 1,899,681
Employee health benefits	96,895	56,097	89,246	12,749	28,332	283,319
Retirement contribution	33,238	19,243	30,614	4,373	9,719	97,187
Contract labor	22,230	12,870	20,475	2,925	6,500	65,000
Convention expenses	-	7,756	-	-	862	8,618
Occupancy	94,955	167,945	267,185	38,169	63,139	631,393
Travel	3,471	146	233	33	431	4,314
Conferences	-	525	-	-	58	583
Telephone	35,613	20,618	32,802	4,686	10,413	104,132
Postage	4,893	2,832	4,506	644	1,431	14,306
Office expenses	63,473	36,748	58,462	8,352	18,560	185,595
Professional fees	95,159	54,469	86,655	12,379	27,629	276,291
Equipment leases	15,840	9,171	14,589	2,084	4,632	46,316
Computer expenses	135,971	78,720	125,236	17,891	39,758	397,576
Insurance	23,340	13,513	21,498	3,071	6,825	68,247
Developmental literature	-	-	162,965	-	18,107	181,072
Free publications	-	2,257	4,924	-	798	7,979
Free literature	-	-	147,916	-	16,435	164,351
Currency conversion	(18,412)	(10,659)	(19,640)	(2,422)	(5,682)	(56,815)
Public relations	-	-	450	-	50	500
World Board	-	1,798	-	-	200	1,998
Fellowship assistance	-	-	22,276	-	2,476	24,752
Depreciation and amortization	130,106	75,325	119,834	17,119	38,043	380,427
Other operating expenses	17,845	10,343	16,458	2,352	5,220	52,218
Total expenses	\$ 1,404,308	\$ 935,854	\$ 1,805,083	\$ 209,891	\$ 483,904	\$ 4,839,040

See accompanying notes to consolidated financial statements.

**Narcotics Anonymous World Services
Consolidated Statement of Financial Position**

Exhibit C-3

	Year Ended June 30, 2020					
	Program Services					
	Literature Production and Distribution	World Service Conference Support	Fellowship Development	Events	Management and General	Total
Expenses:						
Salaries, wages and payroll taxes	\$ 1,016,229	\$ 588,343	\$ 936,000	\$ 133,714	\$ 297,143	\$ 2,971,429
Employee health benefits	187,616	108,620	172,804	24,686	54,858	548,584
Retirement contribution	41,973	24,300	38,659	5,523	12,273	122,728
Contract labor	14,574	8,437	13,423	1,918	4,261	42,613
Convention expenses	-	5,679	-	-	631	6,310
Occupancy	289,535	150,042	238,703	34,100	79,153	791,533
Travel	93,541	2,881	2,032	290	10,972	109,716
Conferences	-	84,155	-	-	9,350	93,505
Worldwide workshops	-	-	97,513	-	10,835	108,348
Telephone	43,770	25,340	40,314	5,759	12,798	127,981
Postage	8,470	4,903	7,801	1,114	2,477	24,765
Office expenses	50,728	29,369	46,723	6,675	14,833	148,328
Professional fees	178,950	101,225	161,040	23,006	51,580	515,801
Equipment leases	189,079	109,467	174,152	24,879	55,286	552,863
Computer expenses	109,469	63,377	100,827	14,404	32,008	320,085
Insurance	28,592	16,553	26,335	3,762	8,360	83,602
Developmental literature	-	-	180,724	-	20,081	200,805
Free publications	-	4,639	44,486	-	5,458	54,583
Free literature	-	-	290,691	-	32,299	322,990
Currency conversion	20,165	11,674	165,804	2,653	22,255	222,551
Public relations	-	-	31,327	-	3,481	34,808
Workgroups	1,053	-	-	-	117	1,170
World Board	-	108,297	-	-	12,033	120,330
Fellowship assistance	-	-	66,678	-	7,409	74,087
Depreciation and amortization	139,497	80,761	128,484	18,355	40,788	407,885
Other operating expenses	17,272	8,646	13,756	1,965	4,626	46,265
	<u>\$ 2,430,513</u>	<u>\$ 1,536,708</u>	<u>\$ 2,978,276</u>	<u>\$ 302,803</u>	<u>\$ 805,365</u>	<u>\$ 8,053,665</u>

**Narcotics Anonymous World Services
Consolidated Statement of Financial Position**

Exhibit D

	Years Ended		
	June 30, 2022	June 30, 2021	June 30, 2020
Cash flows from operating activities:			
Change in net assets	\$ 2,558,805	\$ 995,706	\$ (1,528,455)
Adjustment to reconcile change in net assets to net cash provided (used) by operating activities:			
Depreciation and amortization	248,387	380,427	407,885
Gain on extinguishment of debt	(563,362)	-	-
(Increase) decrease in assets:			
Accounts receivable, net	(22,662)	(197,743)	276,894
Publication inventory	83,078	254,607	(114,488)
Prepaid expenses	(181,329)	97,061	536
Deposits	46,471	(157)	(57,947)
Increase (decrease) in liabilities:			
Accounts payable and lease buyout	208,022	(150,275)	(366,833)
Accrued salaries and withholdings payable	15,629	6,056	(69,442)
Deferred rent	1,044	85,237	-
Net cash provided (used) by operating activities	<u>2,394,083</u>	<u>1,470,919</u>	<u>(1,451,850)</u>
Cash flows from investing activities:			
Purchases of investments	(5,183)	(235,141)	(473,663)
Proceeds from the sale of investments	3,556	217,270	622,077
Purchases of property and equipment	(11,555)	(17,741)	(101,293)
Payments to secure copyrights and trademarks and purchase software	(141,679)	(36,136)	(95,497)
Net cash (used) by investing activities	<u>(154,861)</u>	<u>(71,748)</u>	<u>(48,376)</u>
Cash flows from financing activities:			
Proceeds from notes payable	-	667,150	676,740
Repayment of notes payable	(125,131)	-	-
Net cash (used) provided by financing activities	<u>(125,131)</u>	<u>667,150</u>	<u>676,740</u>
Net increase (decrease) in cash and cash equivalents	2,114,091	2,066,321	(823,486)
Cash and cash equivalents:			
Beginning of year	3,696,438	1,630,117	2,453,603
End of year	<u>\$ 5,810,529</u>	<u>\$ 3,696,438</u>	<u>\$ 1,630,117</u>

See accompanying notes to consolidated financial statements.

Notes to Consolidated Financial Statement

Independent Auditors' Report
Years Ended June 2022, 2021, and 2020

NOTE 1 - ORGANIZATION AND NATURE OF ACTIVITIES

Narcotics Anonymous World Services, Inc. (NAWS) was incorporated on January 25, 1977 and is headquartered in Chatsworth, California. In addition, NAWS operates literature distribution facilities in India and Toronto, Canada, and offices in Brussels, Belgium, and Iran. NAWS' Iranian service office is known as Payam Omega. NAWS is a not-for-profit organization that provides communications and information for the Fellowship of Narcotics Anonymous (NA). NAWS achieves its purpose by maintaining correspondence with NA groups and service committees, by printing and distributing World Services Conference (WSC) approved literature, and by maintaining the archives and files of NA.

In 1993, NA established the Fellowship Intellectual Property Trust (the Trust). The Trust was established for the purpose of holding and administering all recovery material and other intellectual properties of NA. The Trust is included in the consolidated financial statements of NAWS as a result of common control.

NAWS is exempt from income tax under Section 501(c)(3) of the Internal Revenue Code and under the California Revenue and Taxation Code. The Trust is also exempt under the applicable Internal Revenue Code and comparable California Revenue and Taxation Code. In addition, the Internal Revenue Service has determined that NAWS and the Trust are not private foundations within the meaning of Section 509(a) of the Internal Revenue Code. Therefore, no provision for federal and state income taxes was made for either NAWS or the Trust.

NOTE 2 - SUMMARY OF SIGNIFICANT ACCOUNTING POLICIES

A. Consolidation Policy and Basis of Accounting

The accompanying consolidated financial statements include the accounts of NAWS and the Trust. Significant intercompany balances and transactions are eliminated in consolidation. The consolidated financial statements are prepared on the accrual basis of accounting.

B. Financial Statement Presentation

Under U.S. generally accepted accounting principles (GAAP) not-for-profit organizations are required to report net assets in two classes: net assets with donor restrictions and net assets without donor restrictions. As of June 30, 2022, 2021 and 2020, NAWS had no net assets with donor restrictions.

C. Cash and Cash Equivalents

NAWS considers short-term investments with initial maturities of 90 days or less held in bank and brokerage accounts to be cash equivalents.

D. Investments

NAWS investments are reported at fair value. Investments include certificates of deposit. See Note 5.

E. Inventory

Publications and other items held for resale are included in inventory and are carried at the lower of cost or net realizable value. Cost for each item is determined using the weighted average method.

F. Property and Equipment

Leasehold improvements and furniture and equipment are recorded at cost. Major additions are capitalized while replacements, maintenance and repairs that do not improve or extend the useful life of the asset are expensed. Depreciation and amortization are computed using the straight-line method over the estimated useful lives of the related assets, which are as follows:

Leasehold improvements	5 years
Furniture and equipment	5 - 10 years

Depreciation and amortization expense related to property and equipment for the years ended June 30, 2022, 2021, and 2020 amounted to \$78,093, \$191,697 and \$200,317, respectively.

G. Trademarks and Copyrights

The cost of acquiring and defending copyrights and trademarks is capitalized and is amortized over the approximate economic life of the copyright or trademark, which is estimated to be ten years. The cost of computer software is also capitalized and is amortized over a period of seven years. Amortization expense related to trademarks and copyrights for the years ended June 30, 2022, 2021 and 2020 amounted to \$170,294, \$188,730 and \$207,568, respectively.

H. Accounts Receivable and Allowance for Doubtful Accounts

Accounts receivable are reported net of an allowance for doubtful accounts. The allowance is based on management's estimate of the amount of receivables that will actually be collected. Management estimates uncollectible accounts based on the age of the receivable and other factors.

I. Translation of Foreign Financial Statements

Financial operations in Canada, Europe and the Middle East are translated throughout the year to United States dollars. Gains or losses resulting from translating foreign currency financial statements are recorded in the consolidated statements of functional expenses as currency conversion.

J. Estimates

The preparation of financial statements in conformity with GAAP requires management to make estimates and assumptions that affect certain reported amounts and disclosures in the financial statements. Actual results could differ from those estimates.

K. Sales of Publications and Program Materials

NAWS generates revenue from sales of publications and program materials. This revenue is recognized at the point in time when goods are shipped to customers.

L. Fellowship Contributions

Unconditional contributions and pledges are recorded when received. Pledges outstanding are subject to an allowance for uncollectible accounts and are discounted to present value when long term in nature. There were no outstanding pledges receivable as of June 30, 2022, 2021 and 2020.

M. Functional Allocation of Expenses

The costs of providing NAWS' programs and other activities are reported by both their natural and functional classifications in the statements of functional expenses. Expenditures that can be identified with a specific program or supporting service are allocated directly according to their purpose. Costs that are common to more than one function are allocated among the applicable programs and supporting services based on estimates of employee time, using percentages that represent hours spent or wages, or upon estimates of other resources spent.

N. Tax Status

GAAP requires management to evaluate tax positions taken by NAWS and recognize a tax liability if NAWS has taken a tax position that more likely than not would not be sustained upon examination by a tax authority. NAWS is subject to routine audits by taxing jurisdictions; however, there are currently no audits for any tax periods in progress.

O. Recently Issued Accounting Pronouncement

In February 2016, the FASB issued ASU No. 2016-02 Leases, requiring organizations to recognize lease assets and lease liabilities on the statement of financial position and requiring disclosure of key information about leasing arrangements. The guidance is effective for periods beginning after December 15, 2021, with early adoption permitted. NAWS is currently evaluating the impact of the pending adoption of this new standard on its financial statements.

NOTE 3 - RETIREMENT PLAN

NAWS maintains a qualified defined contribution retirement plan, which covers all employees. Under the terms of the plan, employees may elect to contribute pre-tax earnings up to the maximum allowable amount under the Internal Revenue Code. NAWS matches deferrals of up to 8% of compensation based on the employee's number of years of service. NAWS' contributions totaled \$108,547, \$97,187 and \$122,728 for the years ended June 30, 2022, 2021 and 2020, respectively.

NOTE 4 - COMMITMENTS AND CONTINGENCIES

NAWS has entered into various lease agreements for the use of office equipment and facilities. The following is a schedule of future minimum rental payments required under leases that have initial or remaining noncancelable lease terms in excess of one year as of June 30, 2022:

Year ending June 30,	
2023	\$ 739,637
2024	640,975
2025	620,196
2026	119,780
Total minimum payments required	<u>\$ 2,120,588</u>

Total lease payments made during the years ended June 30, 2022, 2021 and 2020 were \$670,347, \$703,754 and \$584,754, respectively.

NOTE 5 - INVESTMENTS

GAAP establishes a fair value hierarchy that prioritizes valuation inputs into three levels based on the extent to which inputs used in measuring fair value are observable in the market:

Level 1 - Inputs are quoted prices in an active market.

Level 2 - Inputs are quoted prices for similar instruments and model-based valuation techniques for which all significant assumptions are observable in the market or can be corroborated by observable market data.

Level 3 - Inputs are generally unobservable and typically reflect management's estimates of assumptions that market participants would use in pricing the asset or liability.

The following tables summarize investments based on the inputs used to value them:

	June 30, 2022			
	Level 1	Level 2	Level 3	Total
Certificates of deposit	<u>\$ -</u>	<u>\$ 809,048</u>	<u>\$ -</u>	<u>\$ 809,048</u>

	June 30, 2021			
	Level 1	Level 2	Level 3	Total
Certificates of deposit	<u>\$ -</u>	<u>\$ 807,421</u>	<u>\$ -</u>	<u>\$ 807,421</u>

	June 30, 2020			
	Level 1	Level 2	Level 3	Total
Certificates of deposit	<u>\$ -</u>	<u>\$ 789,550</u>	<u>\$ -</u>	<u>\$ 789,550</u>

The following tables reconcile the beginning and ending fair value of Level 2 investments:

	Years Ended		
	June 30, 2022	June 30, 2021	June 30, 2020
Balance, July 1	\$ 807,421	\$ 789,550	\$ 936,741
Purchases/accrued interest	5,183	235,141	473,663
Sales/maturities	<u>(3,556)</u>	<u>(217,270)</u>	<u>(620,854)</u>
Balance, June 30	<u>\$ 809,048</u>	<u>\$ 807,421</u>	<u>\$ 789,550</u>

NOTE 6 - CONCENTRATIONS OF CREDIT RISK

NAWS places its cash and cash equivalents with high quality financial institutions. Cash in U.S. banks is covered by the Federal Deposit Insurance Corporation (FDIC) up to \$250,000 per bank. Cash in Canadian accounts is insured up to \$100,000 (CAD) per bank. At June 30, 2022, deposits in U.S. institutions exceeded insurance limits by \$3,381,692 and deposits in Canadian banks exceeded insurance limits by \$576,140 (CAD). Cash in European accounts is not covered and totaled approximately \$222,301 (USD) as of June 30, 2022.

Assets reported in the statement of financial position as of June 30, 2022 include cash totaling \$749,983 and publication inventory of \$510,169 at Payam Omega. Due to current relations between Iran and the United States, it is unlikely that NAWS could transfer such assets out of Iran; accordingly their use is limited to Iranian operations.

NOTE 7 - EMPLOYMENT CONTRACT

NAWS has entered into an employment agreement with its Executive Director. The agreement provides for compensation and benefits and expires on December 31, 2024. Should the agreement be terminated by NAWS, certain amounts would be payable to the Executive Director as defined in the agreement. Such amounts have not been accrued as of June 30, 2022.

NOTE 8 - AVAILABILITY OF FINANCIAL ASSETS

As of June 30, 2022, NAWS had \$5,869,594 of financial assets consisting of cash, cash equivalents, and liquid investments available to meet cash needs for general expenditures. None of these financial assets is subject to donor or contractual restrictions that make them unavailable for expenditure within one year of the balance sheet date. NAWS's goal is to maintain cash and liquid investments on hand to meet at least one year's worth of anticipated operating expenses and a policy to structure its financial assets to be available as its general expenditures and liabilities come due.

NOTE 9 - PPP LOAN

On April 21, 2020 and February 19, 2021, NAWS entered into loan agreements with City National Bank in the amount of \$676,740 and \$517,150, respectively, under the Paycheck Protection Program ("PPP"). The PPP, established as part of the CARES Act, provides for loans to qualifying businesses for certain expenses, including payroll costs, continuation of group health care benefits, rent, utilities, and interest on certain other debt obligations. The loans bear interest at a rate of 1.0% per annum and mature April 23, 2022 and February 22, 2026. The loan and accrued interest are forgivable under some circumstances. On October 6, 2021, NAWS received notice the SBA had reviewed the forgiveness application of their first PPP loan and provided forgiveness of their PPP loan in the amount of \$563,362. The remaining balance of \$113,378 was paid by NAWS during the year ended June 30, 2022.

On September 8, 2022, NAWS received notice the SBA had reviewed the forgiveness application of their second PPP loan and provided forgiveness of their PPP loan in the amount of \$517,150.

NOTE 10 - SBA LOAN

On July 7, 2020, NAWS entered into an agreement with The Small Business Administration for a loan in the amount of \$150,000. The loan bears interest at a rate of 2.75% per annum and matures July 7, 2050, with monthly payments commencing January 1, 2023.

The following is a schedule of future minimum loan payments as of June 30, 2022:

Year ending June 30,	
2023	\$ 2,727
2024	5,455
2025	5,455
2026	5,455
2027	5,455
Thereafter	<u>125,453</u>
Total minimum payments required	<u>\$ 150,000</u>

NOTE 11 - RISKS AND UNCERTAINTIES

On March 11, 2020, the World Health Organization declared the outbreak of a novel coronavirus (COVID-19) a pandemic. The COVID-19 outbreak in the United States has resulted in government-mandated business closures, significantly reduced business activity and disruption in financial markets. At the present time, management is unable to quantify the potential future impact of the pandemic on the organization's operations. Effective July 2020, the board approved changing sales credit terms to go beyond 120 days, extended all current contracted discount levels and special arrangements for pricing through 2021, and extended all current vendor licenses through January 2022.

NOTE 12 - RECLASSIFICATION

Certain information from the June 30, 2020 and 2021 financial statements has been reclassified to conform to the current year presentation.

NOTE 13 - SUBSEQUENT EVENTS

Management has evaluated subsequent events through March 8, 2023, the date these financial statements were available to be issued. Except as discussed in Note 9, there were no material subsequent events that require recognition or additional disclosure in these financial statements.

Narcotics Anonymous World Services, Inc.



*NAWS, Inc.
Annual Report
for Fiscal Year 2022
published April 2023*



www.na.org
www.instagram.com/narcoticsanonymous
www.instagram.com/naglobalevents



NA World Services

PO Box 9999
Van Nuys, California USA 91409
Telephone +1.818.773.9999
Fax +1.818.700.0700

Service Offices and Distribution Centers

WSO—Chatsworth

19737 Nordhoff Place
Chatsworth, California 91311 USA
+1.818.773.9999 Fax: +1.818.700.0700

WSO—Europe

48 Rue de L'été
B-1050 Brussels, Belgium
+32.2.646.6012 Fax: +32.2.649.9239

WSO—Iran

PO Box 14665-3115
Tehran, Iran
+ 0098.21886.81652 Fax: +0098.21886.7209

Distribution Center—Mississauga, Ontario, Canada

+1.905.507.0100 Fax: +1.905.507.0101

Distribution Center—Bangalore, India