

Narcotics Anonymous World Services  
Consolidated Statement of Financial Position  
(Balance Sheet)  
30-Jun-06

\$1,506,044  
1,969,982

ASSETS

CURRENT ASSETS  
Cash and Cash Equivalents  
Checking Accounts  
Reserve Accounts

Narcotics Anonymous World Services  
Consolidated Statement of Financial Position  
(Balance Sheet)  
30-Jun-06

\$3,476,025

ASSETS

CURRENT ASSETS  
Cash and Cash Equivalents  
Checking Accounts  
Reserve Accounts

Accounts Receivable  
Accounts Receivable  
Convention & Sales Deposits Clearing  
Less Allowance for Doubtful Accounts

Inventory  
Prepaid Expenses

Total Current Assets

EQUIPMENT, FURNITURE AND IMPROVEMENTS  
Equipment and Furniture  
Leasehold Improvements  
Intellectual and Software Property  
Less Accumulated Depreciation and Amortization

Total Equipment, Furniture and Improvements

TOTAL ASSETS

CURRENT LIABILITIES  
Accounts Payable  
Accrued Payroll Expense

Total Current Liabilities

LONG TERM LIABILITIES  
Notes Payable  
Leases Payable

Total Long Term Liabilities

DEFERRED INCOME  
Conventions

Total Deferred Income

INTERBRANCH ACCOUNTS  
Interbranch Accounts

Total Interbranch Accounts

NET ASSETS  
Previous Unrestricted Net Assets  
Current Gain / (Loss) Unrestricted Net Assets

Total Net Assets

TOTAL LIABILITIES AND NET ASSETS

ABCQ Region	Number	Jul 2004-Jun 2006
3981801		26
3981802		12
3981601		7
3011401		7
3011201		13
3011202		2
3011213		0
3011214		1
3011601		8
3021601		1
3021201		7
3021205		1
3021208		1
3021210		4
3731001		9
3731201		2
3731202		2
3731209		3
3731210		0
3731601		2
3761601		3
3801601		1
3801601		2
3801601		3
3031401		16
3031403		0
3031201		0
3031202		1
3031205		3
3031206		1
3031207		0
3031601		1
3031601		3
3041402		22
3041404		3
3041201		2
3041202		2
3041203		5
3041204		1
3041205		0
3041209		2
211		1
12		4
Individual Members		0
Individual Members		1
Arkansas RSC		1

# Financial Reports

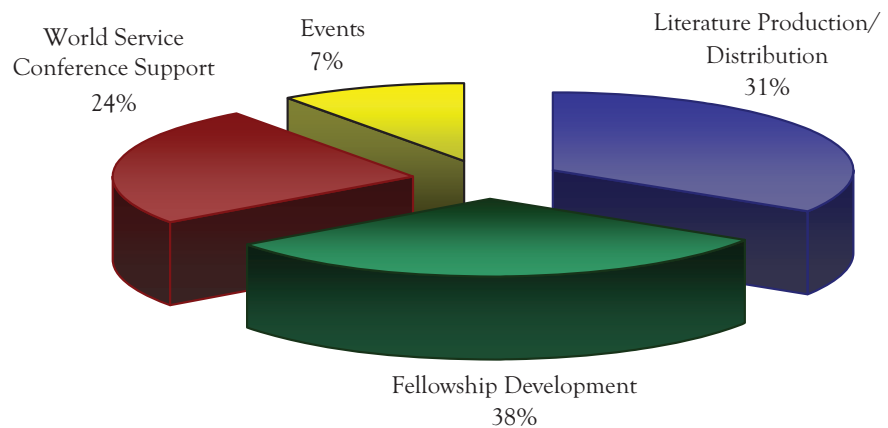
This section of the annual report is broken into four parts: unit distribution trends, consolidated statement of financial position and consolidated statement of activities, independent auditors' report, and donations report.

The unit distribution trends report is a report on the numbers of inventory items distributed throughout the year. These numbers are presented in the form of charts and graphs that illustrate the number of books, booklets, IPs, keytags, chips, and medallions that were distributed by NA World Services during the fiscal year.

The consolidated statement of financial position (SoFP) and consolidated statement of activities (SoA), also known as the “balance sheet” and “income statement,” respectively, provide a report on the financial activity of NA World Services during the fiscal year. The SoFP, or balance sheet, gives a simple breakdown of the current assets and liabilities of NAWS in financial terms. The SoA, or income statement, provides a breakdown of the total income and expense for all branches of NAWS compared to the revised budget approved by the World Board in January 2009 and is broken down into the following categories:

## Percentage of Expense for 2009–2010

(excluding specifics for WCNA 33)



Under each set of expenses, we include costs for accounting, personnel, overhead, and technology. These are expenses that cannot be attributed directly to any of the specific areas of activity. They are budgeted and allocated (distributed) according to a calculated fixed percentage across the four activity areas listed above. The allocated percentage is based on three factors: the number of



personnel devoted to the activity, the approximate number of labor hours, and the amount of physical office space required by the activity and estimated for the two-year budget cycle.

The independent auditors' report is provided by an outside firm that conducts a professional audit of NAWS' financial reports and practices. NAWS contracts with an independent auditor to conduct this annual review of all of our financial activity for each fiscal year as well as to perform random forensic (spot) checks. These forensic checks review and verify our internal controls and internal financial practices. In order to comply with legal requirements, we have an Audit Committee composed of some members of the Business Plan Group. Consistent with normal accounting practice, this workgroup is independent of specific NAWS management control and operates on behalf of the World Board.

The references to specific line items and expenses are shown differently in the NAWS income statement and the independent auditor's report. But they do show, within a few dollars, the same income and expense, serving as the outside or impartial verification of our financial reporting for this fiscal year. We continue to work with the auditor to minimize the differences between our reporting and theirs.

Finally, the fellowship contributions report is a report on the contributions received by NA World Services throughout the fiscal year from the NA Fellowship, broken down by region and/or country.

## Invest in Our Vision

For the last few years, our annual report has included a discussion about the fact that we in NA are well accustomed to working with limited resources, but that we continue to face financial challenges above and beyond the usual "trying to do more with less." The global economic downturn continues to put an incredible strain on our ability to serve the fellowship, but we want to emphasize our goal of continuing to do all that we can in support of the vision for all NA services, as inspired by the primary purpose of the NA groups. We strive to always think of contributions received by NAWS as investments in our collective vision, rather than simply the donation of members' leftover funds.

Several significant achievements were made at the 2010 World Service Conference. As part of the work of the Service System project, *A Vision for NA Service* was adopted, signifying all that we strive to accomplish in our combined efforts to serve NA at all levels. Another accomplishment was the approval of two new self-support pamphlets, which discuss the importance both of individual financial contributions to NA and of the flow of funds to all levels of service in NA. The approval of these pamphlets is especially important in light of the adoption of *A Vision for NA Service*, as adequate funding will be critical if we are to achieve any of the goals stated in that vision. In recent years, our ability at NAWS to accomplish work toward that vision has been sharply affected, not just by our need to drastically reduce our expenses in the face of rising costs, but also by continued declines both in contributions from the fellowship and in



literature sales. We have also continued to receive questions from local communities about how to improve funding for services, which is a clear indicator that diminishing financial resources are reaching every level of NA service. More than other twelve-step fellowships, many times in NA we have relied on events and fund-raisers rather than a sense of responsibility to fund services through contributions. In order for our service system to function well and bring us closer to achieving our vision, it is critical that NA members and groups contribute enough money to adequately fund our services.

Here at NAWs, we have already passed the critical point at which the levels of services we are able to provide have been drastically reduced. We have now operated at a loss for the last three fiscal years, meaning that we have been depleting the reserves we had established, and they are now nearly nonexistent. We have cut expenses in every area available, with the final area for cutting being workforce reductions. Through the 2009–2010 fiscal year, we have chosen to leave some positions open when staff members have left, and we have not yet had to lay anyone off due to financial constraints. However, without some serious change in our financial situation during this fiscal year, that may no longer be the case.

One change, which was decided on at the conference and went into effect following the close of the 2009–2010 fiscal year, had to do with *The NA Way Magazine*. Until now, every NA group that registered with NAWs has automatically been provided with a free paper subscription to *The NA Way*. Additionally, all members were welcome to sign up for free subscriptions to the paper version of *The NA Way*.

We are not planning to charge for *The NA Way*, but as part of a discussion at the 2010 WsC, we have decided to purge our mailing database for the magazine. Any member who wants to continue to receive a paper copy of *The NA Way* will need to re-subscribe, and NA groups and service committees will also need to re-subscribe to receive paper copies. This will mark a significant reduction in costs for the magazine. Enhanced features have been added to the electronic version in recent issues. Our hope is that, in addition to cutting costs, the electronic version of this publication will be increasingly useful for members.

In keeping with our mission to support and further the fellowship's primary purpose, we have continued to provide free and subsidized literature. We believe that by providing developing NA communities with literature, we are able to inspire more hope for recovery and the ability to better carry the NA message. NA World Services provided over \$630,000 in free or reduced-price literature in the 2009–2010 fiscal year.

While our financial picture has been rather bleak, we are very blessed in that hope is something we always have plenty of in NA. Together, we can make it through any difficulties—as a fellowship of drug addicts, we have proven that time and again. Though our resources may be limited in the short term, when we combine what we have in a spirit of unity, we can carry our message of freedom from active addiction to every corner of the globe, so that one day, in our future, every addict in the world has the chance to experience our message in his or her own language and culture and find the opportunity for a new way of life.

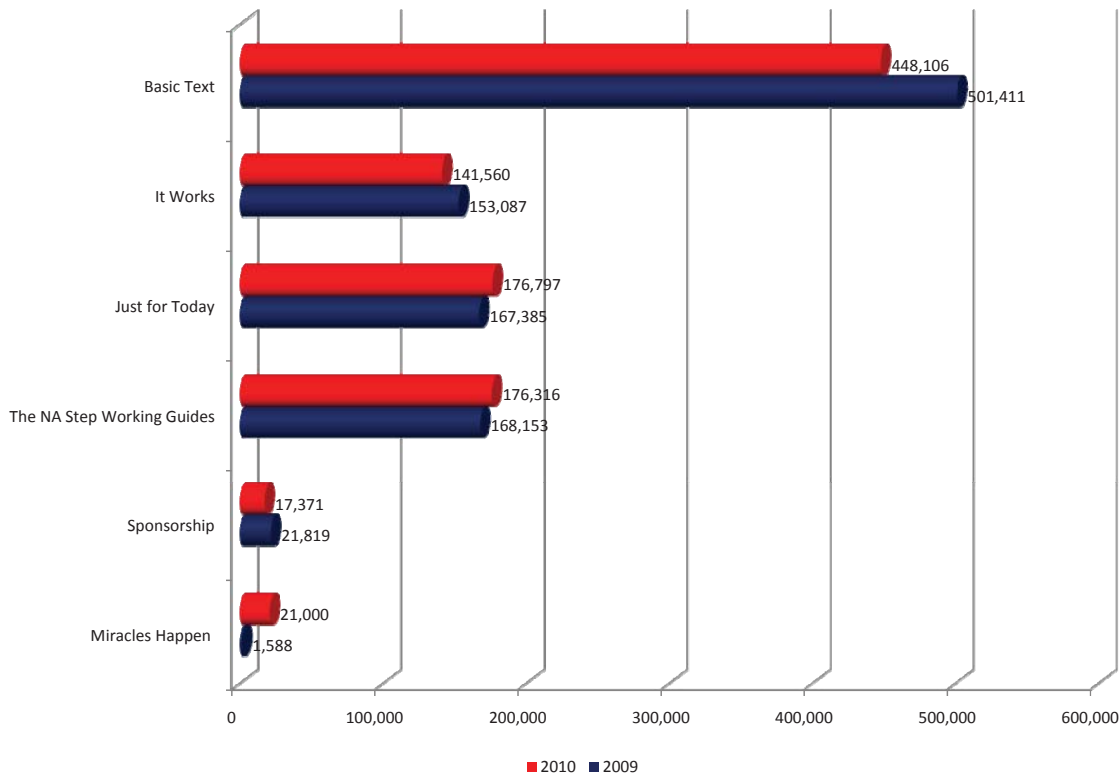


## Unit Distribution Trends

### Books

In every annual report, we provide a series of charts to illustrate the distribution levels for various literature items, usually as compared to the previous year’s figures. One of the more noticeable trends this year—not just for books, but for all of our literature items—has been the continuing decline in our distribution numbers. In the 2008–2009 fiscal year, we distributed well over one million books total, but over the course of this fiscal year that number fell by almost 4 percent. As the chart for this year’s book distribution indicates, we saw a decline in distribution for three of our books, a slight increase for two others, and finally a dramatic increase in the distribution of one book, *Miracles Happen*, due to publication in Farsi this year for the first time. *Just for Today* and *The NA Step Working Guides* were the only two books showing slight increases this year, and as a result their respective portions of the all-time book distribution chart have grown ever so slightly. We distributed roughly 1,400 copies of the Swedish *Just for Today* this year, its first year in publication.

### 2009 – 2010 Books Distribution

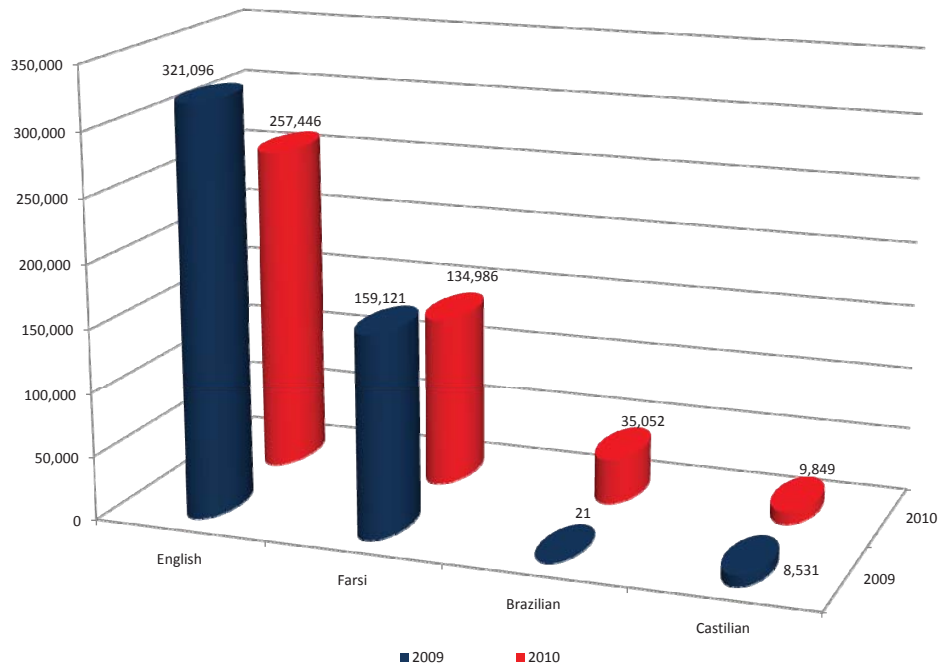


The single largest decrease this year was in the number of Basic Texts distributed, as we distributed over 50,000 fewer copies this year than last. While the large shipment of Fifth Edition Basic Texts to South Africa last year may have inflated that number some, there are some factors that figure into this year’s number that are also worth mentioning. First, we have added both Hindi and Arabic to our Basic Text inventory this year, meaning that the numbers have decreased in spite of the

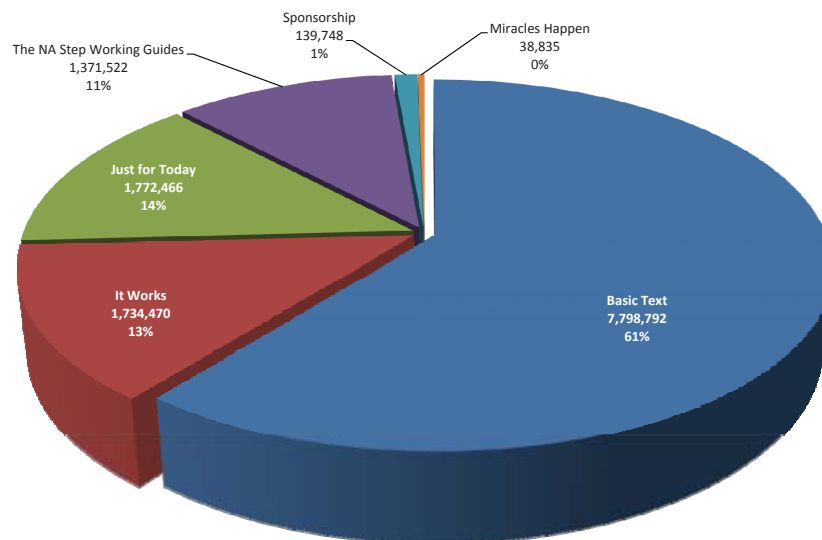


addition of two new translated versions. Second, this year’s number takes into account a quantity of books that were distributed in Brazil during the previous fiscal year. This is due to the fact that during the 2008–2009 fiscal year, we experienced difficulties getting distribution counts before closing our financials for that fiscal year.

### 2009 & 2010 Translated Basic Texts Distribution



### 1983 – 2010 Books Distribution

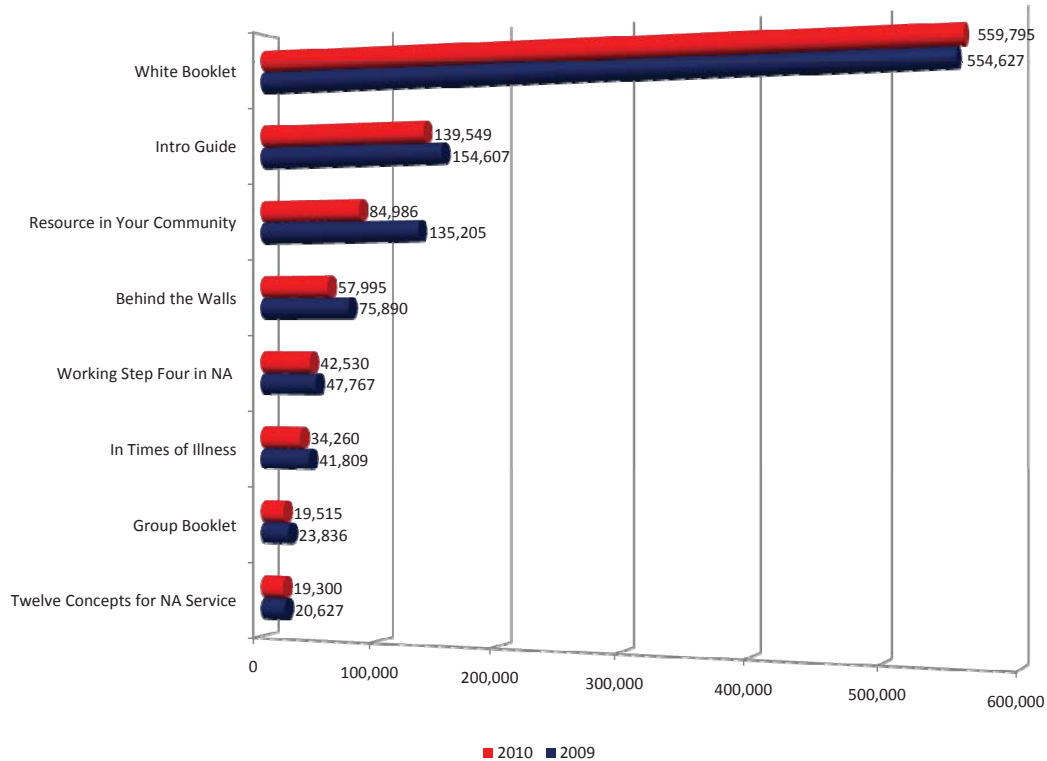




## Booklets

As the booklet distribution chart illustrates, our distribution counts for all booklets other than the White Booklet have shown a decrease in the past fiscal year, some more than others. Distribution for the White Booklet showed a modest 1 percent increase, while all of the other booklets dropped by at least 5 percent. The most dramatic decrease was in *NA: A Resource in Your Community*, whose numbers were unusually high in the previous year due to a 20,000-unit order by the United Kingdom Service Office for distribution among government officials. *In Times of Illness* distribution decreased by nearly 20 percent, perhaps in part due to anticipation of the WSC 2010 decision about the proposed revisions to that piece. The newly revised *In Times of Illness* was approved at the conference and went into distribution after the close of the 2009–2010 fiscal year.

**2009 & 2010 Booklets Distribution**

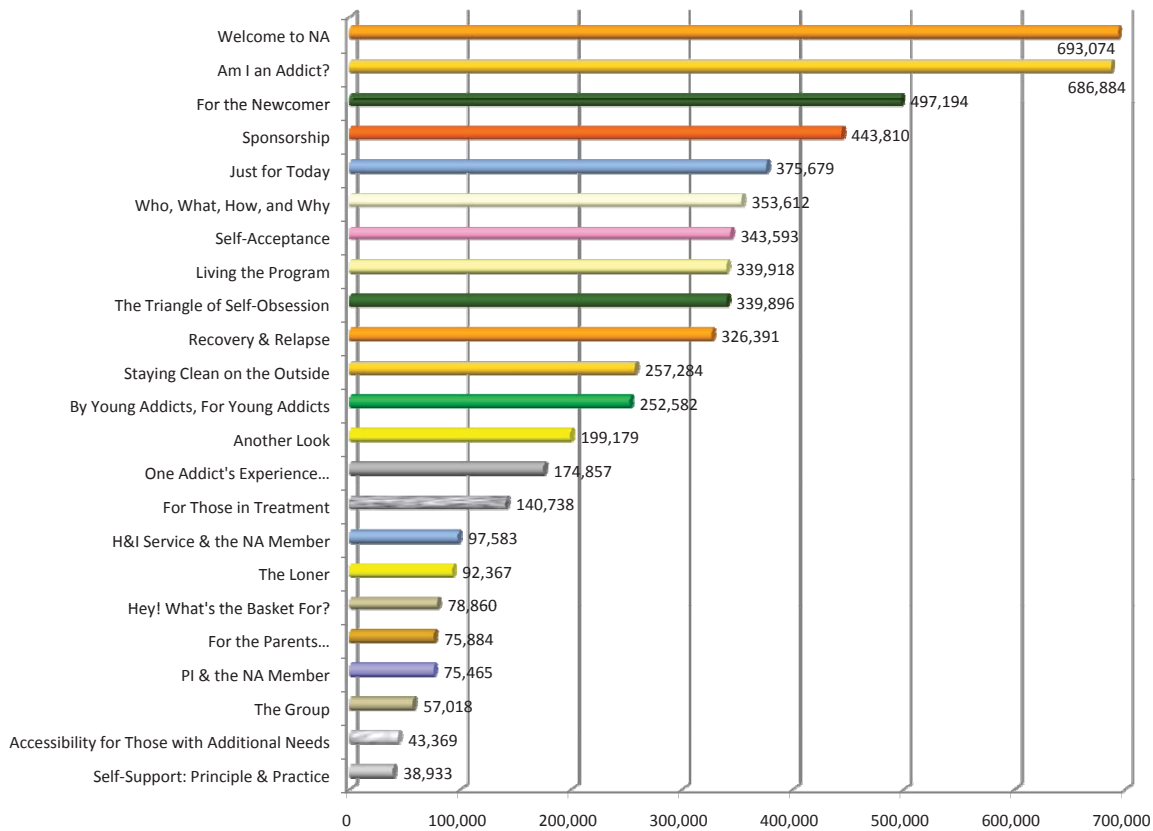




## Informational Pamphlets

The story with IP distribution this year is much like that of all our other products, as there have been decreases across the board, with just a couple exceptions. The two IPs that showed an increase in distribution this year were IP #19, *Self-Acceptance*, and IP #9, *Living the Program*, which showed 2 percent and 5 percent increases, respectively. As far as other decreases are concerned, the two youth IPs that were newly introduced in the previous fiscal year showed an expected leveling off of distribution, and the two existing self-support pamphlets both showed declines in their already low numbers. The two new self-support pamphlets, *Money Matters: Self-Support in NA* and *Funding NA Services*, were approved at the conference, and they were made available for distribution at the beginning of the 2010–2011 fiscal year.

### 2009 – 2010 Information Pamphlets Distribution



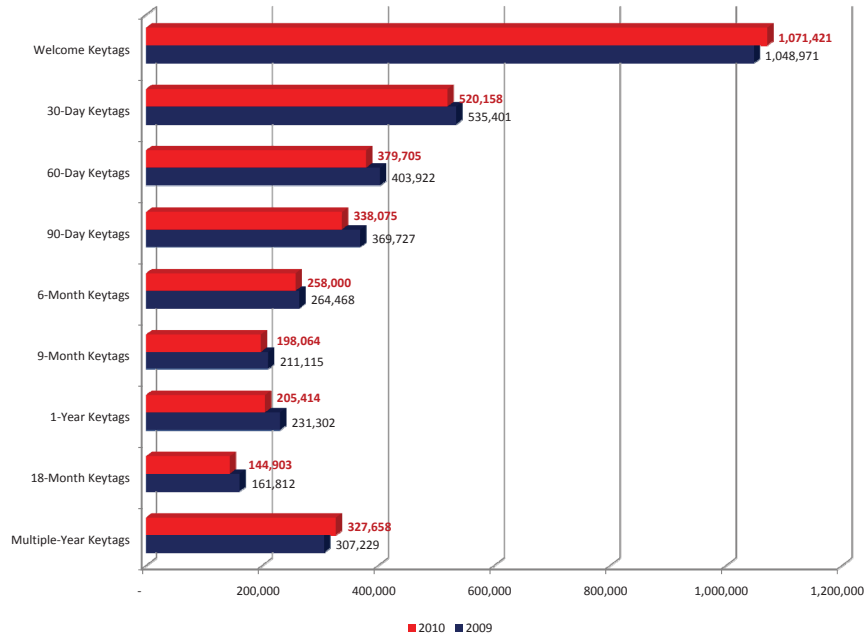




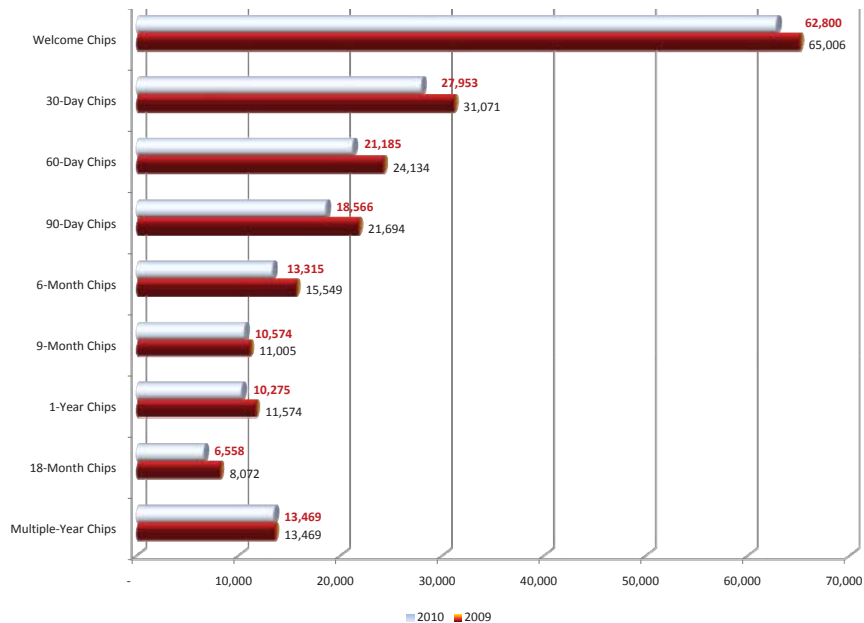
## Chips and Keytags

For this fiscal year, there were decreases in the distribution numbers of all of our chips, with the exception of the multiple-year chip, which surprisingly came in at exactly the same count as last year's distribution numbers. As for keytags, we saw small increases in the distribution of both welcome and multiple-year keytags and declines in all other denominations.

### 2009 & 2010 Keytags Distribution



### 2009 & 2010 Chips Distribution

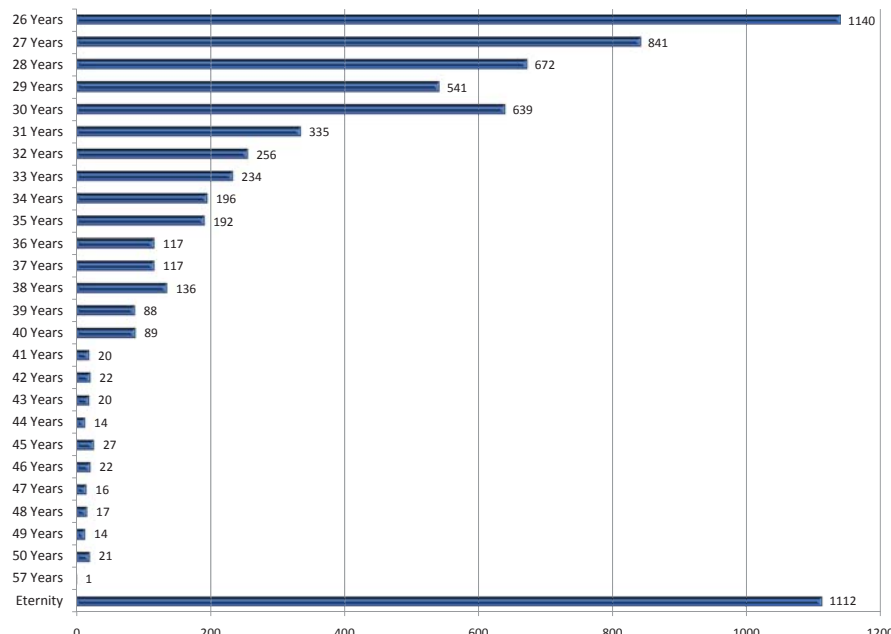
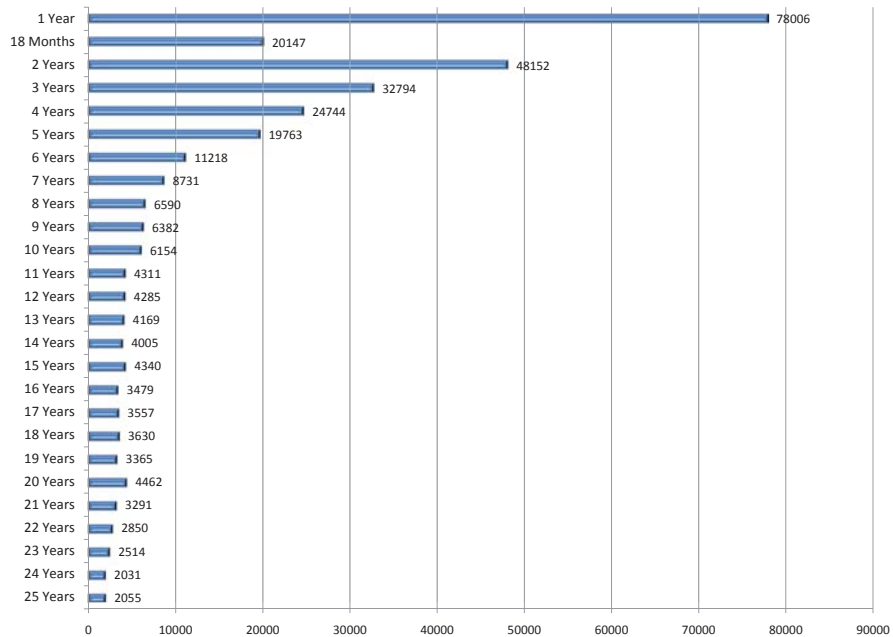




## Medallions

Overall, medallion distribution has had a slight decline this fiscal year, but the changes in the numbers for the various denominations have been mixed. Of the 50-plus denominations we distributed this year, 20 medallions showed minor increases in distribution. The largest increases, by percentage, were all in the years 20 and up. As the chart indicates, we also distributed a single 57-year medallion.

### 2009 – 2010 Medallions Distribution



**Narcotics Anonymous World Services**  
**Consolidated Statement of Financial Position**  
 Balance Sheet - For the Twelve Months Ending 30 June 2010

**ASSETS**

**CURRENT ASSETS**

Cash and Cash Equivalents		
Checking Accounts	\$770,319	
Reserve Accounts	782,903	
		\$1,553,222
Accounts Receivable		
Accounts Receivable	\$858,757	
Convention & Conference Deposits	4,869	
Less Allowance for Doubtful Accounts	(84,512)	
		779,114
Inventory		1,111,155
Prepaid Expenses		467,401
		<b>\$3,910,892</b>

**Total Current Assets**

**EQUIPMENT, FURNITURE AND IMPROVEMENTS**

Equipment and Furniture		\$1,498,319
Leasehold Improvements	884,660	
Intellectual and Software Property	1,521,409	
Less Accumulated Depreciation and Amortization	(3,437,854)	
		<b>466,534</b>

**Total Equipment, Furniture and Improvements**

**TOTAL ASSETS**

**\$4,377,426**

**LIABILITIES AND NET ASSETS**

**CURRENT LIABILITIES**

Accounts Payable		\$170,327
Accrued Payroll Expense	260,983	
		<b>\$431,310</b>

**Total Current Liabilities**

**LONG TERM LIABILITIES**

Notes Payable		\$0
Leases Payable	\$0	
		<b>0</b>

**Total Long Term Liabilities**

**NET ASSETS**

Previous Unrestricted Net Assets		\$4,410,471
Current Gain / (Loss) Unrestricted Net Assets	(464,354)	
		<b>3,946,116</b>

**Total Net Assets**

**TOTAL LIABILITIES AND NET ASSETS**

**\$4,377,426**



## Narcotics Anonymous World Services Consolidated Statement of Activities

Income Statement – For the Twelve Months Ending 30 June 2010

	<u>YTD ACTUAL</u>	<u>YTD BUDGET</u>	<u>VARIANCE</u>
<b>INCOME</b>			
<b>RECOVERY LITERATURE INCOME</b>			
BASIC TEXT: Hardcover English	\$2,230,873	\$2,559,600	(\$328,727)
BASIC TEXT: Translated	\$187,296	\$233,004	(\$45,708)
BASIC TEXT: Softcover	\$667,055	\$815,448	(\$148,393)
JUST FOR TODAY	\$892,261	\$1,018,620	(\$126,359)
IT WORKS: HOW & WHY	\$615,657	\$729,720	(\$114,063)
SPONSORSHIP BOOK	\$42,037	\$59,976	(\$17,939)
STEP WORKING GUIDES	\$724,752	\$741,132	(\$16,380)
<b>LITERATURE INCOME (IRAN)</b>	<b>\$1,030,657</b>	<b>\$818,208</b>	<b>\$212,449</b>
OTHER RECOVERY LITERATURE	\$1,390,797	\$1,557,240	(\$166,443)
<b>Subtotal</b>	<b>\$7,781,385</b>	<b>\$8,532,960</b>	<b>(\$751,575)</b>
<b>OTHER INVENTORY INCOME</b>			
MEDALLIONS	\$699,371	\$626,628	\$72,743
KEY TAGS & CHIPS	\$1,103,397	\$1,020,624	\$82,773
NON-FIPT INFORMATION BOOKLETS	\$65,490	\$43,692	\$21,798
HANDBOOKS	\$53,023	\$70,620	(\$17,597)
SPECIALTY ITEMS	\$100,722	\$41,316	\$59,406
AUDIO MATERIALS	\$2,112	\$1,752	\$360
GROUP/AREA MATERIALS	\$166,952	\$239,364	(\$72,412)
MIRACLES HAPPEN	\$33,540	\$44,616	(\$11,076)
<b>Subtotal</b>	<b>\$2,224,607</b>	<b>\$2,088,600</b>	<b>\$136,007</b>
SHIPPING	\$471,357	\$557,508	(\$86,151)
DISCOUNTS	(\$1,288,813)	(\$1,343,988)	\$55,175
DEVELOPMENTAL SUBSIDIES & ALLOWANCES	(\$194,448)	(\$282,624)	\$88,176
<b>Subtotal</b>	<b>(\$1,011,904)</b>	<b>(\$1,069,092)</b>	<b>\$57,188</b>
<b>Gross Literature Income (less discounts)</b>	<b>\$8,994,088</b>	<b>\$9,552,456</b>	<b>(\$558,368)</b>
<b>Gross Literature Income ( without IRAN )</b>	<b>\$7,963,431</b>	<b>\$8,734,248</b>	<b>(\$770,817)</b>
<b>RECOVERY LITERATURE COST OF GOODS</b>			
BASIC TEXT: Hardcover English	\$380,181	\$400,872	(\$20,691)
BASIC TEXT: Translated	\$30,720	\$44,148	(\$13,428)
BASIC TEXT: Softcover	\$79,992	\$72,624	\$7,368
JUST FOR TODAY	\$90,181	\$173,304	(\$83,123)
IT WORKS: HOW & WHY	\$97,857	\$125,700	(\$27,843)
SPONSORSHIP BOOK	\$9,280	\$12,936	(\$3,656)
STEP WORKING GUIDES	\$96,439	\$94,872	\$1,567
<b>LITERATURE PRODUCTION (IRAN)</b>	<b>\$704,859</b>	<b>\$581,016</b>	<b>\$123,843</b>
OTHER RECOVERY LITERATURE	\$253,124	\$273,048	(\$19,924)
<b>Subtotal</b>	<b>\$1,742,633</b>	<b>\$1,778,520</b>	<b>(\$35,887)</b>



Narcotics Anonymous World Services  
Consolidated Statement of Activities

Income Statement - For the Twelve Months Ending 30 June 2009

**OTHER INVENTORY COST OF GOODS**

MEDALLIONS	\$154,679	\$181,188	(\$26,509)
KEY TAGS & CHIPS	\$232,444	\$284,976	(\$52,532)
NON-FIPT INFORMATION BOOKLETS	\$18,048	\$50,364	(\$32,316)
HANDBOOKS	\$8,969	\$31,176	(\$22,207)
SPECIALTY ITEMS	\$35,046	\$13,464	\$21,582
AUDIO MATERIALS	\$680	\$504	\$176
GROUP/AREA MATERIALS	\$47,183	\$81,948	(\$34,765)
MIRACLES HAPPEN	\$3,584	\$5,076	(\$1,492)
INVENTORY ADJUSTMENT	\$0	\$0	\$0
<b>Subtotal</b>	<b>\$500,633</b>	<b>\$648,684</b>	<b>(\$148,051)</b>
<b>Total Cost of Goods</b>	<b>\$2,243,266</b>	<b>\$2,427,204</b>	<b>(\$183,938)</b>
<b>Total Cost of Goods without IRAN</b>	<b>\$1,538,407</b>	<b>\$1,846,188</b>	<b>(\$307,781)</b>
<b>Net Literature Income</b>	<b>\$6,750,822</b>	<b>\$7,125,252</b>	<b>(\$374,430)</b>
<b>Net Literature Income without IRAN</b>	<b>\$6,425,024</b>	<b>\$6,888,060</b>	<b>(\$463,036)</b>

**FELLOWSHIP DONATIONS**

BREAKDOWN BY DONOR TYPE			
Members	\$13,868	\$12,372	\$1,496
Groups	\$67,591	\$63,864	\$3,727
Areas	\$114,284	\$146,604	(\$32,320)
Regions	\$358,634	\$710,604	(\$351,970)
Events/Conventions	\$31,743	\$32,760	(\$1,017)
Unity Day	\$24,372	\$19,392	\$4,980
Zonal & Other Forums	\$33,253	\$24,852	\$8,401
<b>Total Donations</b>	<b>\$643,745</b>	<b>\$1,010,460</b>	<b>(\$366,715)</b>

**MISCELLANEOUS INCOME**

LICENSED VENDOR PAYMENTS	\$23,050	\$25,572	(\$2,522)
INTEREST	\$11,307	\$39,996	(\$28,689)
MISCELLANEOUS	\$16	\$0	\$16
INTERBRANCH	\$0	\$0	\$0
<b>Total Miscellaneous Income</b>	<b>\$34,373</b>	<b>\$65,568</b>	<b>(\$31,195)</b>
<b>OPERATING INCOME (Not including event specific)</b>	<b>\$7,428,940</b>	<b>\$8,201,280</b>	<b>(\$772,340)</b>
<b>OPERATING INCOME (Not including IRAN)</b>	<b>\$7,103,142</b>	<b>\$7,964,088</b>	<b>(\$860,946)</b>



## Narcotics Anonymous World Services Consolidated Statement of Activities

Income Statement - For the Twelve Months Ending 30 June 2010

### EXPENSE

#### LITERATURE PRODUCTION & DISTRIBUTION

##### FIXED OPERATIONAL EXPENSES

MARKETING	\$2,978	\$25,476	(\$22,498)
IN HOUSE PRODUCTION (not included in Cost of Goods)	\$51,260	\$65,832	(\$14,572)
TRANSLATIONS (not included in Cost of Goods)	\$63,437	\$59,520	\$3,917
LITERATURE DISTRIBUTION (IRAN)	\$16,448	\$104,472	(\$88,024)
SHIPPING	\$508,507	\$557,508	(\$49,001)
BUSINESS PLAN WORK GROUP	\$5,127	\$27,996	(\$22,869)
LEGAL	\$8,390	\$52,512	(\$44,122)
LITERATURE PRODUCTION & DISTRIBUTION TRAVEL	\$4,131	\$25,728	(\$21,597)
ACCOUNTING	\$11,975	\$15,948	(\$3,973)
PERSONNEL (Includes amount budgeted to variable projects)	\$1,197,908	\$1,164,540	\$33,368
OVERHEAD	\$454,366	\$576,912	(\$122,546)
TECHNOLOGY	\$69,126	\$102,660	(\$33,534)
Total Literature Production & Distribution	\$2,393,653	\$2,779,116	(\$385,463)
<b>Total Literature Production &amp; Distribution without IRAN</b>	<b>\$2,377,205</b>	<b>\$2,674,632</b>	<b>(\$297,427)</b>

	YTD ACTUAL	YTD BUDGET	VARIANCE
--	------------	------------	----------

#### WORLD SERVICE CONFERENCE SUPPORT

##### FIXED OPERATIONAL EXPENSES

PUBLICATIONS	\$43,828	\$89,508	(\$45,680)
WORLD SERVICE CONFERENCE BI-ANNUAL MEETING	\$399,610	\$569,412	(\$169,802)
WORLD BOARD	\$270,427	\$261,000	\$9,427
HUMAN RESOURCE PANEL	\$18,000	\$21,984	(\$3,984)
WSC CO-FACILITATOR	\$3,021	\$5,004	(\$1,983)
WORKSHOPS (Delegate focused)	\$9,307	\$200,004	(\$190,697)
ACCOUNTING	\$7,749	\$10,320	(\$2,571)
PERSONNEL (Includes amount budgeted to variable projects)	\$775,117	\$753,528	\$21,589
OVERHEAD	\$295,635	\$373,296	(\$77,661)
TECHNOLOGY	\$47,186	\$66,432	(\$19,246)
<b>Subtotal</b>	<b>\$1,869,880</b>	<b>\$2,350,464</b>	<b>(\$480,584)</b>

##### VARIABLE OPERATIONAL EXPENSES

CONSENSUS BASED DECISION MAKING	\$0	\$0	\$0
LEADERSHIP ORIENTATION MATERIAL	\$0	\$9,996	(\$9,996)
FELLOWSHIP ISSUE DISCUSSIONS	\$0	\$6,996	(\$6,996)
SERVICE SYSTEM	\$70,741	\$75,000	(\$4,259)
BOOK LENGTH PIECE LIVING CLEAN	\$93,766	\$90,000	\$3,766
MEMBER EXPERIENCE PROJECT	\$0	\$0	\$0
FINISHED WSC PROJECTS	\$0	\$0	\$0
<b>Subtotal</b>	<b>\$164,507</b>	<b>\$182,004</b>	<b>(\$17,497)</b>

<b>Total World Service Conference Support</b>	<b>\$2,034,387</b>	<b>\$2,532,468</b>	<b>(\$498,081)</b>
---	--------------------	--------------------	--------------------



**Narcotics Anonymous World Services  
Consolidated Statement of Activities**

Income Statement – For the Twelve Months Ending 30 June 2010

**FELLOWSHIP DEVELOPMENT**

**FIXED OPERATIONAL EXPENSES**

PUBLICATIONS	\$171,427	\$98,556	\$72,871
FELLOWSHIP SUPPORT	\$283,594	\$200,004	\$83,590
PROFESSIONAL EVENTS	\$72,648	\$113,472	(\$40,824)
DEVELOPMENTAL LITERATURE	\$438,712	\$343,236	\$95,476
ARCHIVES & INFORMATION MANAGEMENT	\$0	\$20,004	(\$20,004)
ACCOUNTING	\$11,975	\$15,948	(\$3,973)
PERSONNEL (Includes amount budgeted to variable projects)	\$1,197,908	\$1,164,540	\$33,368
OVERHEAD	\$490,137	\$576,912	(\$86,775)
TECHNOLOGY	\$69,126	\$102,660	(\$33,534)
<b>Subtotal</b>	<b>\$2,735,527</b>	<b>\$2,635,332</b>	<b>\$100,195</b>

PUBLIC RELATIONS DEVELOPMENT	\$2	\$24,996	(\$24,994)
SERVICE MATERIALS	\$6	\$32,496	(\$32,490)
SERVICE HANDBOOKS	\$0	\$0	\$0
SELF-SUPPORT PAMPHLETS	\$2,950	\$11,004	(\$8,054)
TARGETED LITERATURE	\$4,509	\$32,496	(\$27,987)
WORKSHOPS	\$0	\$0	\$0

<b>Subtotal</b>	<b>\$7,467</b>	<b>\$101,004</b>	<b>(\$93,537)</b>
-----------------	----------------	------------------	-------------------

<b>Total Fellowship Development</b>	<b>\$2,742,994</b>	<b>\$2,736,324</b>	<b>\$6,670</b>
-------------------------------------	--------------------	--------------------	----------------

**FIXED OPERATIONAL EXPENSES**

FUTURE (AND PRIOR) CONVENTIONS	\$2,451	\$20,004	(\$17,553)
LEGAL	\$1,580	\$1,500	\$80
ACCOUNTING	\$3,522	\$4,692	(\$1,170)
PERSONNEL (Includes amount budgeted to variable projects)	\$352,326	\$342,516	\$9,810
OVERHEAD	\$139,087	\$169,680	(\$30,593)
TECHNOLOGY	\$40,656	\$30,192	\$10,464

<b>Total Events (Not including event specific)</b>	<b>\$539,622</b>	<b>\$568,584</b>	<b>(\$28,962)</b>
--	------------------	------------------	-------------------

<b>TOTAL EXPENSE ALL SOURCES (Not including event specific)</b>	<b>\$7,710,656</b>	<b>\$8,616,492</b>	<b>(\$905,836)</b>
---	--------------------	--------------------	--------------------

<b>TOTAL EXPENSE ALL SOURCES (Not including IRAN )</b>	<b>\$7,694,208</b>	<b>\$8,512,008</b>	<b>(\$817,800)</b>
--	--------------------	--------------------	--------------------

<b>EXCESS REVENUE/EXPENSE (Not including event specific)</b>	<b>(\$281,716)</b>	<b>(\$415,212)</b>	<b>\$133,496</b>
--	--------------------	--------------------	------------------

<b>EXCESS REVENUE/EXPENSE (Not including IRAN )</b>	<b>(\$591,066)</b>	<b>(\$547,920)</b>	<b>(\$43,146)</b>
---	--------------------	--------------------	-------------------



**Narcotics Anonymous World Services  
Consolidated Statement of Activities**

Income Statement - For the Twelve Months Ending 30 June 2009

**EVENT SPECIFIC**

**EVENT SPECIFIC INCOME**

WCNA-33 INCOME			
REGISTRATION	\$630,113	\$602,004	\$28,109
SPECIAL EVENTS	\$0	\$318,504	(\$318,504)
NEWCOMER DONATIONS	\$12,407	\$27,996	(\$15,589)
MERCHANDISE	\$307,763	\$535,500	(\$227,737)
OTHER SALES	\$2,948	\$0	\$2,948
REBATES	\$26,177	\$8,004	\$18,173
	-----		
<b>Total Event Specific Income</b>	<b>\$979,408</b>	<b>\$1,491,996</b>	<b>(\$512,588)</b>

**EVENT SPECIFIC EXPENSE**

WCNA-33 EXPENSE			
REGISTRATION	\$145,200	\$234,084	(\$88,884)
SPECIAL EVENTS	\$0	\$260,004	(\$260,004)
PROGRAM	\$295,614	\$155,004	\$140,610
MERCHANDISE	\$162,427	\$354,996	(\$192,569)
FACILITIES	\$480,864	\$474,996	\$5,868
SUPPORT COMMITTEE	\$38,270	\$46,500	(\$8,230)
ADMINISTRATION	\$39,672	\$105,000	(\$65,328)
	-----		
<b>Total Event Specific Expense</b>	<b>\$1,162,047</b>	<b>\$1,630,584</b>	<b>(\$468,537)</b>

<b>Total Event Specific Excess Revenue/Expense</b>	<b>(\$182,639)</b>	<b>(\$138,588)</b>	<b>(\$44,051)</b>
--	--------------------	--------------------	-------------------

<b>INCREASE (DECREASE) NET UNRESTRICTED ASSETS</b>	<b>(\$464,355)</b>	<b>(\$553,800)</b>	<b>\$89,445</b>
--	--------------------	--------------------	-----------------

<b>INCREASE (DECREASE) without IRAN</b>	<b>(\$773,705)</b>	<b>(\$686,508)</b>	<b>(\$87,197)</b>
---	--------------------	--------------------	-------------------





MANNON KAPLAN, CPA  
 GEORGE NADEL RIVIN, CPA  
 EDWIN KANEMARU, CPA  
 KENNETH R. HOLMER, CPA  
 DOUGLAS S. WAITE, CPA  
 CHARLES SCHNAID, CPA  
 DONALD G. GARRETT, CPA  
 CATHERINE C. GARDNER, CPA  
 JEFFREY L. GOSS, CPA  
 RICHARD DIFRONZO, JD  
 JOANNA BOLSKY, CPA  
 RONALD D. CHANDLER, CPA  
 MICHAEL G. KAPLAN, CPA  
 MICHAEL J. QUACKENBUSH, CPA  
 EDMOND AVANESS, CPA  
 CRANE CURRAN, CPA  
 BRIAN J. HARRIS, CPA  
 GREGORY E. KLEIN, CPA  
 FRED WOLINSKY, CPA  
 LINDA BECKER, MBA  
 ANDREW B. KOSKI, MBA

STANLEY L. MILLER, CPA (1921-1995)  
 PAUL ARASE, CPA (RETIRED)



Miller, Kaplan, Arase & Co., LLP  
 CERTIFIED PUBLIC ACCOUNTANTS

SINCE 1941

4123 LANKERSHIM BOULEVARD  
 NORTH HOLLYWOOD, CALIFORNIA 91602-2828

(818) 769-2010

FAX (818) 769-3100

MEMBERS

THE AMERICAN INSTITUTE OF  
 CERTIFIED PUBLIC ACCOUNTANTS  
 THE CALIFORNIA, NEVADA, OREGON  
 AND WASHINGTON SOCIETIES OF  
 CERTIFIED PUBLIC ACCOUNTANTS  
 BAKER TILLY INTERNATIONAL

OTHER OFFICES:

SAN FRANCISCO  
 SEATTLE  
 LAS VEGAS

WWW.MILLERKAPLAN.COM



Independent Auditors' Report

To the World Board of  
 Narcotics Anonymous World Services, Inc.

We have audited the accompanying consolidated statements of financial position of Narcotics Anonymous World Services, Inc. (the "Organization") as of June 30, 2010, 2009 and 2008, and the related consolidated statements of activities, functional expenses and cash flows for the years then ended. These consolidated financial statements are the responsibility of the Organization's management. Our responsibility is to express an opinion on these consolidated financial statements based on our audits.

We conducted our audits in accordance with auditing standards generally accepted in the United States of America. Those standards require that we plan and perform the audits to obtain reasonable assurance about whether the consolidated financial statements are free of material misstatement. An audit includes examining, on a test basis, evidence supporting the amounts and disclosures in the financial statements. An audit also includes assessing the accounting principles used and significant estimates made by management, as well as evaluating the overall financial statement presentation. We believe our audits provide a reasonable basis for our opinion.

In our opinion, the consolidated financial statements referred to above present fairly, in all material respects, the financial position of Narcotics Anonymous World Services, Inc. as of June 30, 2010, 2009 and 2008 and the changes in its net assets and its cash flows for the years then ended in conformity with accounting principles generally accepted in the United States of America.

*Miller, Kaplan, Arase & Co., LLP*  
 MILLER, KAPLAN, ARASE & CO., LLP

December 8, 2010



**Narcotics Anonymous World Services  
Consolidated Statements of Financial Position  
Exhibit A**

	<u>June 30, 2010</u>	<u>June 30, 2009</u>	<u>June 30, 2008</u>
<b>Assets</b>			
<b>Current assets:</b>			
Cash and cash equivalents	\$ 1,290,112	\$ 1,812,506	\$ 1,433,787
Investments - at fair value	579,596	796,370	1,089,303
Accounts receivable (net of allowance for uncollectible accounts of \$84,512, \$78,820, and \$78,820 respectively)	761,307	913,913	901,062
Publication inventory	1,111,155	1,217,895	878,024
Prepaid expenses	<u>156,426</u>	<u>82,100</u>	<u>163,568</u>
Total current assets	<u>3,898,596</u>	<u>4,822,784</u>	<u>4,465,744</u>
<b>Property and equipment:</b>			
Furniture and equipment	1,499,489	2,504,928	2,439,580
Leasehold improvements	<u>883,491</u>	<u>867,259</u>	<u>853,944</u>
	2,382,980	3,372,187	3,293,524
Less: accumulated depreciation and amortization	<u>(2,292,381)</u>	<u>(2,695,317)</u>	<u>(2,286,812)</u>
Total property and equipment - net	<u>90,599</u>	<u>676,870</u>	<u>1,006,712</u>
<b>Other assets:</b>			
Deposits	12,297	245,024	158,620
Trademarks, software and copyrights (net of accumulated amortization of \$1,172,804, \$1,054,565, and \$936,155 respectively)	<u>375,936</u>	<u>405,541</u>	<u>373,272</u>
Total other assets	<u>388,233</u>	<u>650,565</u>	<u>531,892</u>
Total assets	<u>\$ 4,377,428</u>	<u>\$ 6,150,219</u>	<u>\$ 6,004,348</u>
<b>Liabilities and net assets</b>			
<b>Current liabilities:</b>			
Accounts payable	\$ 170,473	\$ 416,884	\$ 424,818
Accrued salaries, vacation and tax withholdings payable	260,837	224,528	259,758
Current portion of capital leases payable	-	108,600	84,462
Deferred convention revenue	<u>-</u>	<u>517,787</u>	<u>-</u>
Total current liabilities	431,310	1,267,799	769,038
Capital leases payable, less current portion	<u>-</u>	<u>471,949</u>	<u>580,549</u>
Total liabilities	431,310	1,739,748	1,349,587
Unrestricted net assets	<u>3,946,118</u>	<u>4,410,471</u>	<u>4,654,761</u>
Total liabilities and net assets	<u>\$ 4,377,428</u>	<u>\$ 6,150,219</u>	<u>\$ 6,004,348</u>

See accompanying notes to consolidated financial statements.

**Narcotics Anonymous World Services  
Consolidated Statements of Activities  
Exhibit B**

	Year Ended		
	June 30, 2010	June 30, 2009	June 30, 2008
Revenues, gains and other support:			
Sales of publications and program materials	\$ 8,995,088	\$ 9,637,023	\$ 8,772,453
Less discounts and cost of sales	2,977,222	3,506,479	2,972,371
Net sales of publications and program materials	6,017,866	6,130,544	5,800,082
Convention registration and other revenue	979,551	103	2,160,006
Fellowship contributions*	643,745	807,761	980,673
Interest	11,306	20,232	61,619
Other	22,963	25,711	84,534
Total revenues, gains and other support	7,675,431	6,984,351	9,086,914
Expenses:			
Literature production and distribution	1,723,056	1,723,036	1,799,998
World Service Conference support	1,982,314	1,576,661	1,917,036
Fellowship development	2,616,805	2,809,963	2,421,720
Events	1,669,827	592,066	3,767,574
	7,992,002	6,701,726	9,906,328
Depreciation and amortization expense	273,548	526,915	355,149
Gain on disposal	(125,766)	-	-
	147,782	526,915	355,149
Total expenses	8,139,784	7,228,641	10,261,477
Change in net assets	(464,353)	(244,290)	(1,174,563)
Unrestricted net assets:			
Beginning of year	4,410,471	4,654,761	5,829,324
End of year	\$ 3,946,118	\$ 4,410,471	\$ 4,654,761

\* Previously referred to as Conference contributions.

See accompanying notes to consolidated financial statements.



**Narcotics Anonymous World Services**  
**Consolidated Statements of Functional Expenses**  
**Exhibit C-1**

Year Ended June 30, 2010

	Literature Production and Distribution	World Service Conference Support	Fellowship Development	Events	Total
Expenses:					
Salaries, wages and payroll taxes	\$ 1,026,254	\$ 664,047	\$ 1,026,254	\$ 301,839	\$ 3,018,394
Employee health benefits	126,911	82,119	126,911	37,327	373,268
Retirement contribution	23,780	15,387	23,780	6,994	69,941
Contract labor	2,495	1,615	2,495	734	7,339
Convention expense	-	-	-	1,164,640	1,164,640
Occupancy	177,133	103,973	160,685	47,260	489,051
Travel	-	2,295	-	-	2,295
Conferences	-	425,662	-	-	425,662
Worldwide workshops	-	-	142,412	-	142,412
Telephone	30,809	19,936	30,809	11,812	93,366
Postage	6,786	5,158	6,786	5,602	24,332
Office expense	34,783	22,994	34,783	10,230	102,790
Professional fees	72,821	17,576	27,163	9,569	127,129
Equipment leases	94,052	60,857	94,052	27,662	276,623
Computer expense	47,766	33,364	47,766	34,373	163,269
Insurance	18,560	12,009	18,560	5,459	54,588
Interest expense	25,839	16,719	25,839	7,600	75,997
Developmental literature	-	-	106,762	-	106,762
Free publications	-	43,828	171,212	-	215,040
Free literature	-	458	250,968	-	251,426
Currency conversion	-	-	47,231	(11,336)	35,895
Public Relations	-	-	69,265	-	69,265
Workgroups	5,127	164,517	7,451	-	177,095
World Board	-	270,427	-	-	270,427
Fellowship assistance	-	-	137,486	-	137,486
Website expense	19,154	12,394	19,154	5,634	56,336
Other operating expenses	10,786	6,979	38,981	4,428	61,174
	<u>1,723,056</u>	<u>1,982,314</u>	<u>2,616,805</u>	<u>1,669,827</u>	<u>7,992,002</u>
Depreciation and amortization	93,006	60,180	93,006	27,356	273,548
Gain on disposal	(42,760)	(27,668)	(42,760)	(12,578)	(125,766)
Total expenses	<u>\$ 1,773,302</u>	<u>\$ 2,014,826</u>	<u>\$ 2,667,051</u>	<u>\$ 1,684,605</u>	<u>\$ 8,139,784</u>

See accompanying notes to consolidated financial statements.

**Narcotics Anonymous World Services  
Consolidated Statements of Functional Expenses  
Exhibit C-2**

Year Ended June 30, 2009

	Literature Production and Distribution	World Service Conference Support	Fellowship Development	Events	Total
Expenses:					
Salaries, wages and payroll taxes	\$ 1,004,975	\$ 650,278	\$ 1,004,974	\$ 295,580	\$ 2,955,807
Employee health benefits	128,147	82,919	128,147	37,690	376,903
Retirement contribution	24,991	16,171	24,991	7,350	73,503
Contract labor	1,938	1,254	1,938	24,097	29,227
Convention expense	-	-	-	89,079	89,079
Occupancy	186,848	101,771	157,281	46,260	492,160
Travel	1,457	942	1,457	429	4,285
Conferences	-	43,700	-	-	43,700
Worldwide workshops	-	-	151,907	-	151,907
Telephone	22,008	14,240	22,008	6,929	65,185
Postage	4,068	3,337	4,068	2,197	13,670
Office expense	53,351	34,521	53,350	15,690	156,912
Professional fees	76,967	20,302	31,375	9,228	137,872
Equipment leases	44,232	28,621	44,231	13,009	130,093
Computer expense	32,046	24,848	32,046	9,426	98,366
Insurance	32,832	21,244	32,832	9,655	96,563
Interest expense	55,102	35,654	55,102	16,207	162,065
Developmental literature	-	-	154,296	-	154,296
Free publications	-	51,265	154,678	-	205,943
Free literature	746	616	318,928	219	320,509
Currency Conversion	-	-	42,856	-	42,856
Public Relations	-	-	145,538	-	145,538
Workgroups	22,709	192,515	65,907	-	281,131
World Board	-	232,651	-	-	232,651
Fellowship assistance	-	-	138,182	-	138,182
Website expense	12,569	8,133	12,569	3,712	36,983
Other operating expenses	18,050	11,679	31,302	5,309	66,340
	<u>1,723,036</u>	<u>1,576,661</u>	<u>2,809,963</u>	<u>592,066</u>	<u>6,701,726</u>
Depreciation and amortization	179,151	115,921	179,151	52,692	526,915
Total expenses	<u>\$ 1,902,187</u>	<u>\$ 1,692,582</u>	<u>\$ 2,989,114</u>	<u>\$ 644,758</u>	<u>\$ 7,228,641</u>

See accompanying notes to consolidated financial statements.



**Narcotics Anonymous World Services  
Consolidated Statements of Functional Expenses  
Exhibit C-3**

Year Ended June 30, 2008

	Literature Production and Distribution	World Service Conference Support	Fellowship Development	Events	Total
Expenses:					
Salaries, wages and payroll taxes	\$ 1,027,547	\$ 616,528	\$ 910,112	\$ 381,660	\$ 2,935,847
Employee health benefits	109,538	65,723	97,019	40,685	312,965
Retirement contribution	22,075	13,246	19,552	8,199	63,072
Contract labor	10,331	5,306	7,832	3,284	26,753
Convention expense	-	-	-	3,059,308	3,059,308
Occupancy	175,399	105,239	155,353	65,148	501,139
Travel	8,435	5,302	13,991	3,133	30,861
Conferences	-	538,939	-	-	538,939
Worldwide workshops	10,070	74,499	209,482	-	294,051
Telephone	23,257	14,146	20,599	24,312	82,314
Postage	25,529	15,875	22,611	38,765	102,780
Office expense	53,100	33,615	47,032	19,723	153,470
Professional fees	78,755	17,753	26,207	27,490	150,205
Equipment leases	43,467	26,080	38,499	16,145	124,191
Computer expense	63,820	38,292	56,527	23,705	182,344
Insurance	16,498	9,898	14,612	6,128	47,136
Interest expense	63,381	38,028	56,137	23,541	181,087
Developmental literature	-	-	141,347	-	141,347
Free publications	124	83,571	98,428	-	182,123
Free literature	227	136	141,659	84	142,106
Public relations	-	-	112,729	-	112,729
Workgroups	5,513	10,404	6,870	-	22,787
World Board	-	166,697	-	-	166,697
Fellowship assistance	-	-	159,375	-	159,375
Website expense	30,275	18,165	26,815	11,248	86,503
Other operating expenses	32,657	19,594	38,932	15,016	106,199
	<u>1,799,998</u>	<u>1,917,036</u>	<u>2,421,720</u>	<u>3,767,574</u>	<u>9,906,328</u>
Depreciation and amortization	<u>124,303</u>	<u>74,581</u>	<u>110,096</u>	<u>46,169</u>	<u>355,149</u>
Total expenses	<u><u>\$ 1,924,301</u></u>	<u><u>\$ 1,991,617</u></u>	<u><u>\$ 2,531,816</u></u>	<u><u>\$ 3,813,743</u></u>	<u><u>\$ 10,261,477</u></u>

See accompanying notes to consolidated financial statements.



**Narcotics Anonymous World Services  
Consolidated Statements of Cash Flows  
Exhibit D**

	Year Ended		
	June 30, 2010	June 30, 2009	June 30, 2008
Cash flows from operating activities:			
Change in net assets	\$ (464,353)	\$ (244,290)	\$ (1,174,563)
Adjustment to reconcile change in net assets to net cash provided (used) by operating activities:			
Depreciation and amortization	273,548	526,915	355,149
Gain on disposition of capitalized leases	32,665	-	-
(Increase) decrease in assets:			
Accounts receivable	152,606	(12,851)	(189,156)
Publication inventory	106,740	(339,871)	26,896
Prepaid expenses	(74,326)	81,468	(23,603)
Deposits	232,727	(86,404)	338,609
Increase (decrease) in liabilities:			
Accounts payable	(246,411)	(7,934)	(110,722)
Accrued salaries and withholdings payable	36,309	(35,230)	1,724
Deferred convention revenue	(517,787)	517,787	(1,041,561)
Net cash provided (used) by operating activities	<u>(468,282)</u>	<u>399,590</u>	<u>(1,817,227)</u>
Cash flows from investing activities:			
Purchases of investments	(11,307)	(20,232)	(46,481)
Proceeds from the sale of investments	228,081	313,165	-
Purchases of property and equipment	(36,471)	(65,348)	(167,719)
Purchases of leasehold improvements	(17,769)	(13,315)	(21,648)
Payments to secure copyrights and trademarks and purchase software	<u>(61,378)</u>	<u>(150,679)</u>	<u>(111,653)</u>
Net cash provided (used) by investing activities	<u>101,156</u>	<u>63,591</u>	<u>(347,501)</u>
Cash flows from financing activities:			
Repayment of capital lease obligations	<u>(55,717)</u>	<u>(84,462)</u>	<u>(76,239)</u>
Net increase (decrease) in cash and cash equivalents	(422,843)	378,719	(2,240,967)
Cash and cash equivalents:			
Beginning of year	<u>1,812,506</u>	<u>1,433,787</u>	<u>3,674,754</u>
End of year	<u>\$ 1,389,663</u>	<u>\$ 1,812,506</u>	<u>\$ 1,433,787</u>

## Supplemental disclosures of cash flow information:

Interest paid during the years ended June 30, 2010, 2009 and 2008 amounted to \$75,997, 162,065, and \$181,087, respectively.

In the year ended June 30, 2010, leased equipment with a net book value of \$399,066 was replaced and the related lease obligations, totaling \$544,084, were terminated.

See accompanying notes to consolidated financial statements.



# Notes to Consolidated Financial Statement

## Independent Auditors' Report Years Ended June 2010, 2009, and 2008

### **NOTE 1 – ORGANIZATION AND NATURE OF ACTIVITIES**

Narcotics Anonymous World Services, Inc. (NAWS) was incorporated on January 25, 1977 and is headquartered in Chatsworth, California. In addition, NAWS operates a literature distribution facility in Toronto, Canada and offices in Brussels, Belgium, and Iran. NAWS is a not-for-profit organization that provides communications and information for the Fellowship of Narcotics Anonymous (NA). NAWS achieves its purpose by maintaining correspondence with NA groups and service committees, by printing and distributing World Services Conference (WSC) approved literature, and by maintaining the archives and files of NA.

In 1993, NA established the Fellowship Intellectual Property Trust (the Trust). The Trust was established for the purpose of holding and administering all recovery material and other intellectual properties of NA. The Trust is included in the consolidated financial statements of NAWS as a result of common control.

NAWS is exempt under Section 501(c)(3) of the Internal Revenue Code and comparable California Revenue and Taxation Code. The Trust is also exempt under the applicable Internal Revenue Code and comparable California Revenue and Taxation Code. In addition, the Internal Revenue Service has determined that NAWS and the Trust are not private foundations within the meaning of Section 509(a) of the Internal Revenue Code. Therefore, no provision for Federal and state income taxes was made for either NAWS or the Trust.

### **NOTE 2 – SUMMARY OF SIGNIFICANT ACCOUNTING POLICIES**

#### **A. Consolidation Policy and Basis of Accounting**

The accompanying consolidated financial statements include the accounts of NAWS and the Trust. Significant intercompany balances and transactions are eliminated in consolidation. The consolidated financial statements are prepared on the accrual basis of accounting.

#### **B. Financial Statement Presentation**

Under U.S. generally accepted accounting principles (GAAP) not-for-profit organizations are required to report information regarding financial position and activities according to three classes of net assets: unrestricted net assets, temporarily restricted net assets and permanently restricted net assets. As of June 30, 2010, 2009 and 2008, NAWS held no temporarily or permanently restricted net assets.

#### **C. Cash and Cash Equivalents**

NAWS considers all funds held in checking and savings accounts to be cash and cash equivalents.

#### **D. Investments**

NAWS investments are reported at fair value. Investments include certificates of deposit, money market funds and government securities. See Note 5.

#### **E. Publication Inventory**

Publications and other items held for resale are included in inventory and are carried at the lower of cost or market, with cost determined by the first-in, first-out method.

#### **F. Property and Equipment**

Leasehold improvements and furniture and equipment are stated at cost. Major additions are capitalized while replacements, maintenance and repairs that do not improve or extend the useful life of the asset are





expensed. Depreciation is computed using the straight-line method over the estimated useful lives of the related assets, which are as follows:

Leasehold improvements	5 years
Furniture and equipment	5 - 10 years

Depreciation expense for the years ended June 30, 2010, 2009, and 2008 amounted to \$72,391, \$408,680 and \$276,493, respectively.

#### **G. Trademarks and Copyrights**

The cost of acquiring and defending copyrights and trademarks is capitalized and is being amortized over the approximate economic life of the copyright or trademark, which is estimated to be ten years. The cost of computer software is also capitalized and amortized over a period of seven years. Amortization expense for the years ended June 30, 2010, 2009 and 2008 amounted to \$101,606, \$118,235 and \$78,656, respectively.

#### **H. Accounts Receivable and Allowance for Doubtful Accounts**

Accounts receivable are reported net of an allowance for doubtful accounts. The allowance is based on management's estimate of the amount of receivables that will actually be collected. Management estimates uncollectible accounts based on the age of the receivable and other factors.

#### **I. Translation of Foreign Financial Statements**

Financial operations in Canada, Europe and the Middle East are translated throughout the year to United States dollars. Gains or losses resulting from translating foreign currency financial statements are recorded in the consolidated statements of activities.

#### **J. Estimates**

The preparation of financial statements in conformity with accounting principles generally accepted in the United States of America requires management to make estimates and assumptions that affect certain reported amounts and disclosures in the financial statements. Actual results could differ from those estimates.

#### **K. Functional Allocation of Expenses**

Based on estimates developed by management, 2010, 2009, and 2008 program service costs totaled \$7,325,806, \$6,505,777 and \$9,235,329, management and general costs totaled \$813,978, \$722,864, and \$1,026,148, respectively.

### **NOTE 3 – RETIREMENT PLAN**

NAWS maintains a qualified defined contribution retirement plan, which covers all employees. Under the terms of the plan, employees may elect to contribute pre-tax earnings up to the maximum allowable amount. NAWS matches deferrals of up to 5% of compensation based on the employee's number of years of service. NAWS contributions totaled \$69,941, \$73,503 and, \$63,072 for the years ended June 30, 2010, 2009 and 2008, respectively.

### **NOTE 4 – OPERATING AND CAPITAL LEASES**

NAWS has entered into capital lease agreements for the use of office equipment. These agreements were terminated and the equipment retired during 2010. The total value of the equipment under capital leases as of June 30, 2009 and 2008 was \$776,560 and \$776,560, respectively. Replacement equipment was obtained under a new agreement, which is treated as an operating lease in the accounting records. NAWS leases additional equipment and facilities under various operating leases.



The following is a schedule of future minimum rental payments required under operating leases that have initial or remaining noncancelable lease terms in excess of one year as of June 30, 2010:

**Year ending 30 June**

2011	\$ 617,181
2012	618,550
2013	601,997
2014	592,137
2015	601,415
Thereafter	<u>514,1803</u>
Total minimum payment required	<u>\$3,546,083</u>

Total payments made under the leases during the years ended June 30, 2010, 2009 and 2008 were \$746,935, \$700,956 and \$737,135 respectively.

**NOTE 5 – INVESTMENTS**

GAAP establishes a fair value hierarchy that prioritizes valuation inputs into three levels based on the extent to which inputs used in measuring fair value are observable in the market:

**Level 1** – Inputs are quoted prices in an active market.

**Level 2** – Inputs are based on quoted prices for similar instruments and model-based valuation techniques for which all significant assumptions are observable in the market or can be corroborated by observable market data.

**Level 3** – Inputs are generally unobservable and typically reflect management's estimates of assumptions that market participants would use in pricing the asset or liability.

The following tables summarize investments based on the inputs used to value them, as required by GAAP for periods ending after November 15, 2008:

	<u>June 30, 2010</u>			
	Level 1	Level 2	Level 3	Total
Money market funds	\$ 109,014	\$ –	\$ –	\$ 109,014
Certificates of Deposit	–	–	455,791	455,791
US Government and Government Agency obligations	–	13,222	–	13,222
Equities	1,569	–	–	1,569
	<u>\$ 110,583</u>	<u>\$ 13,222</u>	<u>\$ 455,791</u>	<u>\$ 579,596</u>

	<u>June 30, 2009</u>			
	Level 1	Level 2	Level 3	Total
Money market funds	\$ 364,105	\$ –	\$ –	\$ 364,105
Certificates of Deposit	–	–	415,336	415,336
US Government and Government Agency obligations	–	16,228	–	16,228
Equities	701	–	–	701
	<u>\$ 364,806</u>	<u>\$ 16,228</u>	<u>\$ 415,336</u>	<u>\$ 796,370</u>

The following table reconciles the beginning and ending fair value of the Plan's Level 3 investments:



	<u>Year Ended</u>	
	June 30, 2010	June 30, 2009
Balance, 1 July	\$ 415,336	712,775
Purchases/Accrued Interest	12,178	12,325
Sales/Maturities	28,277	<u>(309,764)</u>
Balance, 30 June	<u>\$ 455,791</u>	<u>415,336</u>

Level 1 investments comprise equities and money market funds traded daily on an active exchange. Level 2 investments consist of government obligations valued based on trade prices for similar securities. Level 3 investments are certificates of deposit reported at cost, which approximates fair value.

#### **NOTE 6 – CONCENTRATIONS OF CREDIT RISK**

NAWS places its cash and cash equivalents with high quality financial institutions. Cash in U.S. banks was fully covered by the Federal Deposit Insurance Corporation (FDIC). Cash in Canadian accounts is insured up to \$100,000 (Canadian) per bank by CDIC. Cash in other foreign accounts is not insured by the FDIC and totaled approximately \$591,316 as of June 30, 2010.

At June 30, 2010, deposits at banks in Iran and Malaysia were approximately \$268,000 and \$50,000, respectively. The Malaysian account is in the name of a NAWS employee, who resides in Iran. At certain times during the year ended June 30, 2010, Iranian funds were transferred to this particular employee's personal account.

Assets reported in the statement of financial position include cash of approximately \$311,000 and publication inventory of approximately \$400,000 at the Iranian office. Due to current relations between Iran and the United States, it is unlikely that NAWS could transfer such assets out of Iran; accordingly their use is limited to Iranian operations.

#### **NOTE 7 – EMPLOYMENT CONTRACT**

NAWS has entered into an employment agreement with its Executive Director. The agreement provides for compensation and benefits and expires on December 31, 2013. Should the agreement be terminated by NAWS, certain amounts would be payable to the Executive Director as defined in the agreement.

#### **NOTE 8 – SUBSEQUENT EVENTS**

Management has evaluated subsequent events through December 8, 2010, the date these financial statements were available to be issued. There were no other material subsequent events that require recognition or additional disclosure in these financial statements.

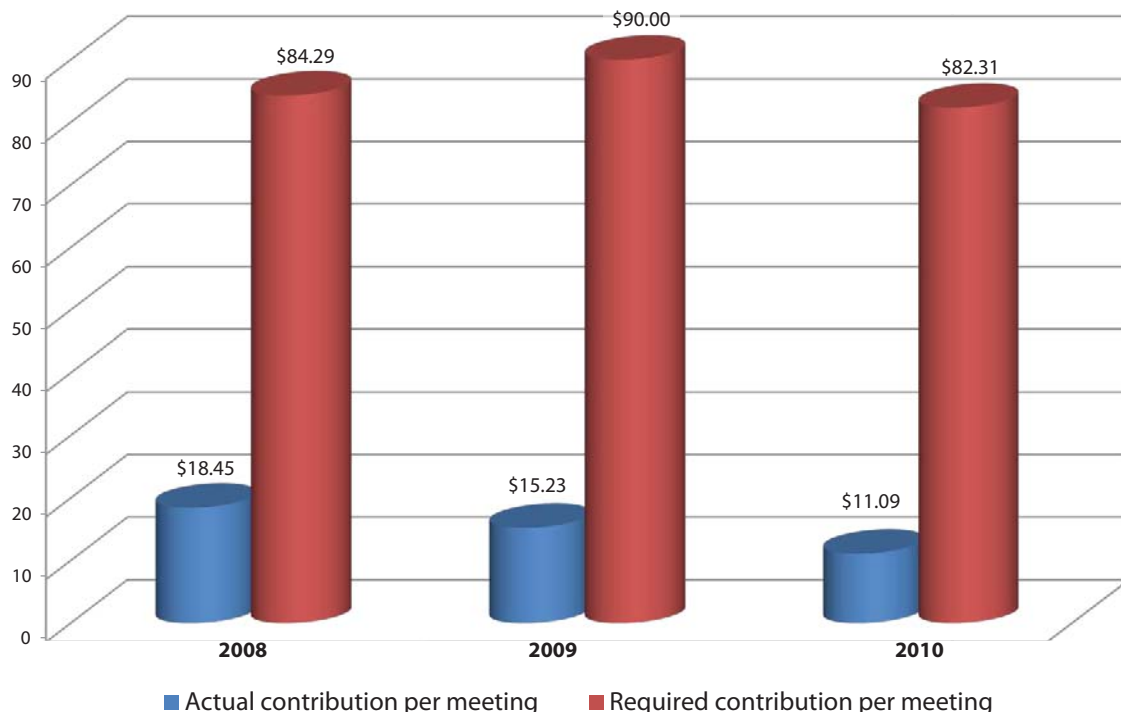


## Fellowship Contributions

Every year when we publish the annual report, we include an accounting of contributions we have received from members, groups, and service committees, organized by region. These numbers enable us to provide a comparison of how much of our work is paid for by fellowship contributions and how much is funded by revenue from literature sales.

The ongoing difficulties posed by the global economic climate offer some additional challenges. The work of NA World Services is inspired and governed by the set of spiritual principles outlined in our recovery program. Unlike many other businesses outside of NA, we are far more limited in our options to generate revenue and reduce expenses. To accomplish the business goals that support our spiritual aims, we rely heavily on the contributions of NA members who have found freedom from active addiction and are now living productive, responsible lives. One of our most important tasks at NA World Services is to reach addicts in places where NA does not yet exist. However, the more successful we are in this effort, the more demand we create for additional services and support in places that are difficult and costly to reach. Our greatest successes have brought us our biggest challenges, but the principles of our program remind us that those of us who can give more must do so, in order that addicts in other parts of the world might have the chance to hear our message of recovery.

**Cost of Funding Services through Contributions  
per Worldwide Meeting  
Actual vs. Require**





## Annual WSC & Fellowship Development Expenses and Total Weekly Meetings Worldwide

Year	2007–2008	2008–2009	2009–2010
Number of meetings worldwide (approx.)	53,038	53,038	58,039
Total contributions received from meetings worldwide	\$978,673	\$807,711	\$643,745
Contributions received per meeting worldwide	\$18.45	\$15.23	\$11.09
Cost to fund fellowship services (WSC support and fellowship development)	\$4,470,902	\$4,773,473	\$4,777,373
Dollars needed per meeting worldwide to cover fellowship services	\$84.29	\$90.00	\$82.31
Percentage of expenses currently covered by fellowship contributions	21.9%	16.9%	13.5%

By comparing the total contributions we receive per group each year to the cost per group of services we provide to the fellowship (i.e., WSC support and fellowship development expenses), we are able to get a look at what it would take to have our services fully funded by group contributions. In recent years, the gap has been growing between the amount we receive and the amount it would cost for groups to fund these services.

Although we receive contributions from all over the world, the largest portion of those contributions comes from within the United States and Canada. Many of the oldest and most well-established NA communities exist in the US and Canada. However, a substantial number of communities outside of North America are still developing or exist in places where the economic reality is such that they will probably not be able to contribute financially in the foreseeable future. That being the case, we also generated the same data looking only at how much each individual group or meeting in the US and Canada would need to contribute in order to fully fund the services provided directly to the fellowship by NAWs each year.

Other service bodies can do the same: figure out the cost of delivering effective services in your area or region. We encourage you to break down those figures into meaningful numbers, such as the amount of contributions needed per group, per month, and make this information available to your local groups. If we let our members know what we need to be successful in our work, we provide them with an opportunity to see how their contributions come to life.

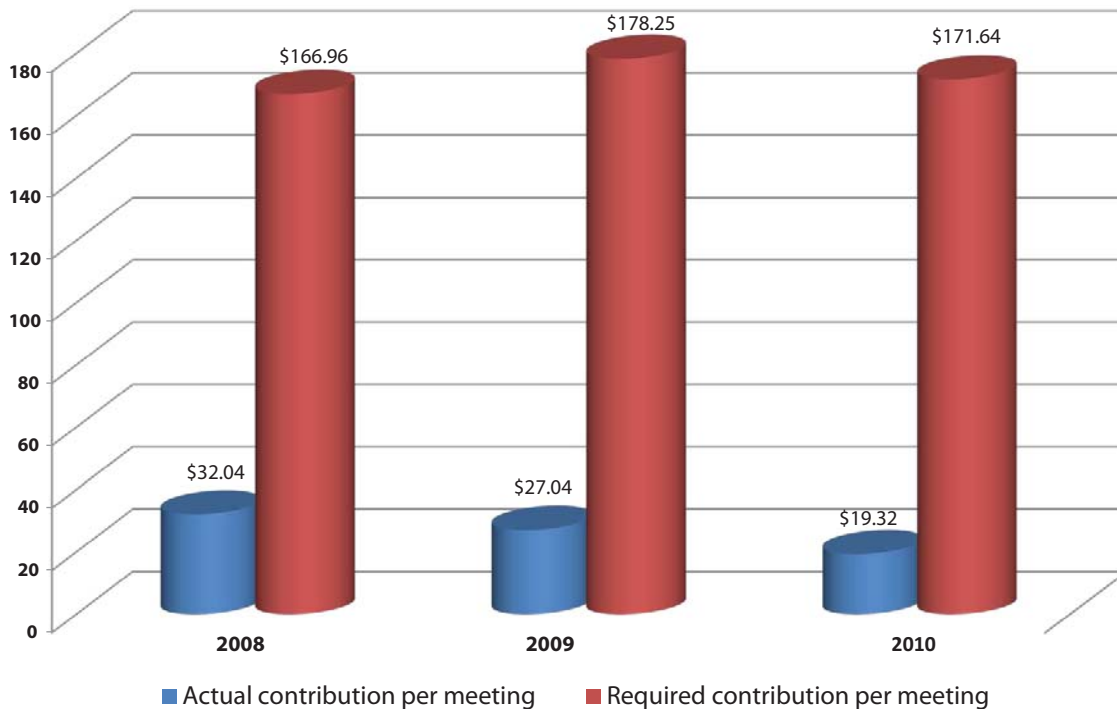
As the previous tables both illustrate, the decline in contributions has meant that we are even further from the goal of paying for these services entirely through fellowship contributions. It is also worth noting, however, that while fellowship contributions overall have declined over the last year, the amount coming from groups has actually increased.



## Annual WSC & Fellowship Development Expenses and Total US/Canada Meetings

Year	2007–2008	2008–2009	2009–2010
Number of meetings in US and Canada (approx.)	26,779	26,779	27,883
Contributions received from US and Canada	\$857,866	\$724,200	\$537,819
Contributions received per US and Canada meeting	\$32.04	\$27.04	\$19.32
Cost to fund fellowship services (WSC support and fellowship development)	\$4,470,902	\$4,773,473	\$4,777,373
Dollars needed per US/Canada meeting to cover fellowship services	\$166.96	\$178.25	\$171.64
Percentage of expenses currently covered by US/Canada contributions	19.2%	15.2%	11.3%

### Cost of Funding Services through Contributions per US & Canada Meetings Actual vs. Require





# Regional Contributions

	Jul 09/Jun 10 Number of Contributions	Jul 09/Jun 10 YTD Contributions	Jul 08/Jun 09 Contributions	
<b>ABCD Region</b>				
3981601	ABCD REGION	8	916.15	2,019.95
3981201	ADDICTS HELPING ADDICTS	0	0.00	20.00
3981403	AHANA (NY)	0	0.00	50.00
3981402	ALBANY/RENSSELAER AREA (NY)	4	344.36	320.46
3981401	MOHAWK RIVER AREA	2	119.58	107.94
	<i>ABCD Region Total:</i>	14	1,380.09	2,518.35
<b>Alabama - Northwest Florida</b>				
3011601	ALABAMA/NW FLORIDA RSC	2	2,989.59	4,956.69
3011216	EXPECT A MIRACLE	2	175.00	0.00
3011211	GRATITUDE GROUP OF NA (FL)	4	310.71	279.47
3011401	GREATER PENSACOLA ASC	0	0.00	220.50
	INDIVIDUAL MEMBERS	0	0.00	20.00
3011215	SPIRITUAL PRINCIPLES GROUP	0	0.00	100.00
	<i>Alabama - Northwest Florida Total:</i>	8	3,475.30	5,576.66
<b>Alaska Region</b>				
3021401	ANCHORAGE AREA	11	452.19	414.15
3021212	CLEAN MACHINE GROUP	2	79.28	0.00
3021211	DYNAMITE THURS NIGHT MEETING	0	0.00	4.50
3021208	FROZEN CHOZEN GROUP	0	0.00	100.00
3021202	WALK YOUR TALK GROUP	12	630.00	710.00
	<i>Alaska Region Total:</i>	25	1,161.47	1,228.65
<b>Alsask Region</b>				
3731601	ALSASK RSC	3	2,065.36	3,590.18
3731216	EAGLES NEST NA GROUP	1	30.00	0.00
3731402	EANASC	6	2,433.81	0.00
3731215	FAITH GROUP	1	100.00	0.00
	INDIVIDUAL MEMBERS	1	500.00	0.00
3731204	JUST FOR TODAY GROUP (AB)	4	243.06	279.00
3731213	SAFE PASSAGE TO RECOVERY	1	100.00	0.00
3731212	SWAT GROUP	0	0.00	200.00
3731217	THE SKY'S THE LIMIT GROUP	1	50.00	0.00
3731214	TUESDAY NIGHT GROUP	1	800.00	0.00
	<i>Alsask Region Total:</i>	19	6,322.23	4,069.18
<b>Aotearoa - New Zealand Region</b>				
3761601	AOTEAROA/NEW ZEALAND RSC	2	1,775.39	0.00
	<i>Aotearoa - New Zealand Region Total:</i>	2	1,775.39	0.00
<b>Argentina Region</b>				
3861401	AREA INDEPENDENCIA ARGENNTINA	1	260.00	0.00
3861601	ARGENTINA RSC	2	4,900.00	0.00
3861402	OASTE AREA	1	200.00	0.00
	<i>Argentina Region Total:</i>	4	5,360.00	0.00
<b>Arizona Region</b>				
3031202	APACHE JUNCTION NA	4	168.64	137.17
3031601	ARIZONA RSC	2	6,000.00	14,000.00
3031401	CAN NA AREA (AZ)	4	2,511.30	1,130.78
3031211	CANDLELIGHT MEETING	2	45.00	0.00
3031210	DYNAMITE RECOVERY GROUP	2	52.00	0.00
3031403	EAST VALLEY AREA (AZ)	2	858.94	783.57



	Jul 09/Jun 10 Number of Contributions	Jul 09/Jun 10 YTD Contributions	Jul 08/Jun 09 Contributions
<b>Arizona Region continued</b>			
3031206 GRUPO PRIMERO LO PRIMERO	0	0.00	31.00
3031204 MILE HIGH GRATITUDE GROUP (AZ)	1	100.00	0.00
3031402 MOHAVE COUNTY EAST AREA (AZ)	0	0.00	159.00
3031208 SAFFORD SURVIVORS GROUP	0	0.00	90.00
3031207 SPIRITUALLY FIT WOMEN (AZ)	1	35.66	0.00
3031209 STEP IN TIME	1	100.00	0.00
<i>Arizona Region Total:</i>	<b>19</b>	<b>9,871.54</b>	<b>16,331.52</b>
<b>Arkansas Region</b>			
3041601 ARKANSAS RSC	2	2,986.61	5,500.90
3041402 CENTRAL ARKANSAS AREA	5	3,228.36	2,074.57
3041205 CLEAN & SERENE GROUP (AR)	0	0.00	213.49
3041211 COMMON BOND GROUP (AR)	2	100.00	200.00
INDIVIDUAL MEMBERS	0	0.00	200.00
3041201 PARAGOULD NA GROUP	6	550.00	500.00
3041203 RECOVERY IN THE DAYLIGHT	10	642.99	330.70
<i>Arkansas Region Total:</i>	<b>25</b>	<b>7,507.96</b>	<b>9,019.66</b>
<b>Australia Region</b>			
3831601 AUSTRALIAN REGION	2	7,033.00	1,114.80
3831402 FAR NTH COAST AREA SERV COMM	1	1,000.00	0.00
3831205 FREEDOM GROUP	1	100.00	0.00
3831401 SOUTH AUSTRALIAN ASC	0	0.00	1,480.00
3831204 TOORAK TUESDAY NIGHT	1	450.00	0.00
<i>Australia Region Total:</i>	<b>5</b>	<b>8,583.00</b>	<b>2,594.80</b>
<b>Baja-son Region</b>			
3283001 BAJA - CACHANILLA CONVENTION	0	0.00	303.75
3281601 BAJA SON REGION	0	0.00	50.00
<i>Baja-son Region Total:</i>	<b>0</b>	<b>0.00</b>	<b>353.75</b>
<b>Best Little Region</b>			
3063001 BEST LITTLE REGION CONVENTION	0	0.00	1,136.03
3061601 BEST LITTLE REGION RSC	4	2,967.11	0.00
3061208 NA HOPE GROUP (TX)	7	180.00	150.00
3061203 NEWCOMERS GROUP (TX)	1	45.00	0.00
3061204 NOTHING TO FEAR GROUP (TX)	11	318.76	26.96
3061403 PANHANDLE AREA (TX)	4	86.74	128.32
3061201 SERENITY GROUP (TX)	18	815.40	492.00
3061401 UNITY AREA OF WEST TEXAS	1	300.00	200.00
<i>Best Little Region Total:</i>	<b>46</b>	<b>4,713.01</b>	<b>2,133.31</b>
<b>Bluegrass-Appalachian Region</b>			
30K1401 GRASS ROOTS AREA	2	1,500.00	250.00
30K1403 KENTUCKY SURVIVORS AREA	4	822.28	0.00
<i>Bluegrass-Appalachian Region Total:</i>	<b>6</b>	<b>2,322.28</b>	<b>250.00</b>
<b>Brazil Region</b>			
3821402 ASC INTERIOR PAULISTA	0	0.00	76.00
3821601 BRAZIL REGION	1	1,200.00	0.00
3821203 ENCONTREI GROUP	0	0.00	96.00
3821204 ESPERANCA GROUP	1	91.43	100.00
3821206 FACA DIFERENTE GROUP	1	115.00	0.00
3821202 GRUPO JARDINS (BRAZIL)	1	150.00	0.00





		Jul 09/Jun 10 Number of Contributions	Jul 09/Jun 10 YTD Contributions	Jul 08/Jun 09 Contributions
<b>Brazil Region continued</b>				
3821602	HOW REGION BRAZIL	4	1,580.00	0.00
	INDIVIDUAL MEMBERS	1	200.00	1,050.00
3821603	RIO DE JANIERO REGION	1	432.00	0.00
	<i>Brazil Region Total:</i>	10	3,768.43	1,322.00
<b>British Columbia Region</b>				
3071223	ALIVE AND FREE	1	42.83	0.00
3071216	BASIC TEXT GROUP (BC)	2	64.77	68.74
3071214	BREAKFAST ON THE STEPS	9	466.58	420.15
3071601	BRITISH COLUMBIA RSC	1	4,000.00	8,000.00
3071215	DOOR TO SERENITY	0	0.00	20.00
3071201	HOPE GROUP (BC)	0	0.00	500.00
	INDIVIDUAL MEMBERS	0	0.00	150.00
3071218	IT WORKS FOR US	0	0.00	139.58
3071206	JUST AS WE ARE GROUP (BC)	2	160.00	150.00
3071221	MESSAGES & MIRACLES	1	100.00	0.00
3071204	NEVER TOO YOUNG GROUP (BC)	3	100.74	132.69
3071217	NEW WEST NOONERS	0	0.00	100.00
3071220	PEACE IN THE VALLEY	4	300.00	0.00
3071203	SATURDAY NIGHT LIVE GROUP (BC)	0	0.00	50.00
3071209	SOOKE MONDAY NIGHT UNITY	0	0.00	260.00
3071407	SOUTH OKANAGAN AREA	1	1,000.00	0.00
3071406	SOUTH VANCOUVER ISLAND (BC)	6	952.58	192.73
3071219	SUNSHINE RECOVERY GROUP	1	110.00	0.00
3071202	TUNNEL OF LIGHT GROUP (BC)	1	100.00	80.00
	<i>British Columbia Region Total:</i>	33	7,397.50	10,263.89
<b>Buckeye Region</b>				
3081601	BUCKEYE RSC	1	600.00	600.00
3081403	WESTERN AREA GENERAL SERVICE	2	20.00	0.00
3081401	WESTERN RESERVE AREA (WRASCNA)	9	490.00	110.00
	<i>Buckeye Region Total:</i>	12	1,110.00	710.00
<b>California Inland Region</b>				
3801208	704 MEETING	1	6.20	0.00
3801601	CALIFORNIA INLAND RSC	2	1,728.80	6,378.13
3801207	HOW & WHY GROUP	6	111.00	0.00
	INDIVIDUAL MEMBERS	0	0.00	5.00
3801209	LEAVE NO ADDICT BEHIND	1	20.00	0.00
3801204	MANIC MONDAY GROUP	11	266.80	0.00
3801402	MORONGO BASIN AREA	1	25.01	0.00
3801201	THANK GOD IT'S FRIDAY MEETING	8	215.00	0.00
3601215	TRADITIONS 101 GROUP	2	132.00	48.00
3801206	WE CARE MEETING	2	87.93	0.00
3801205	WEDNESDAY NITE MORONGO	2	380.00	0.00
	<i>California Inland Region Total:</i>	36	2,972.74	6,431.13
<b>California Midstate Region</b>				
3091601	CALIFORNIA MID STATE RSC	1	3,252.16	11,390.53
3091401	FOOTHILL AREA (CA)	11	48.13	50.45
	<i>California Midstate Region Total:</i>	12	3,300.29	11,440.98
<b>Canadian Atlantic Region</b>				
3401601	CANADIAN ATLANTIC REGION	1	1,000.00	0.00
	<i>Canadian Atlantic Region Total:</i>	1	1,000.00	0.00



	Jul 09/Jun 10 Number of Contributions	Jul 09/Jun 10 YTD Contributions	Jul 08/Jun 09 Contributions	
<b>Carolina Region</b>				
3101244	BACK PORCH GROUP OF NA	1	100.00	0.00
30P1223	BASIC TEXT EXPRESS (NC)	1	25.00	75.00
30P1401	CAPITAL AREA (NC)	2	197.83	578.36
3101601	CAROLINA RSC	4	5,500.00	5,000.00
3101203	CLEAN AND SERENE	9	530.00	0.00
30P1218	DRIFTWOOD GROUP (NC)	0	0.00	50.00
3101210	FLOWERTOWN NA	4	225.30	687.60
3101234	GATEWAY TO FREEDOM GROUP	8	70.00	105.00
30P1405	GREATER CHARLOTTE AREA (NC)	1	58.51	299.77
30P1231	H O W GROUP	0	0.00	150.00
	INDIVIDUAL MEMBERS	0	-100.00	1,100.00
30P1203	JUST FOR TODAY GROUP (NC)	2	55.35	45.15
30P1406	LAKE NORMAN AREA	2	550.00	250.00
3101241	MIDDLE OF THE ROAD GROUP	3	125.78	0.00
30P1226	NAPD GROUP (NC)	10	692.84	350.00
3101406	PORT CITY AREA OF NA	2	71.34	163.97
3101230	SEEKING SOULUTIONS GROUP	4	103.85	0.00
3101403	SOUTH COASTAL AREA (SC)	6	82.99	107.29
3101226	STAY CLEAN GROUP (SC)	1	150.00	200.00
3101401	SUN CITY AREA (SC)	3	548.15	246.73
30P1211	WELCOME HOME GROUP (NC)	0	0.00	3.00
3101232	WORTH THE RIDE GROUP	1	200.00	100.00
	<i>Carolina Region Total:</i>	<b>64</b>	<b>9,186.94</b>	<b>9,511.87</b>
<b>Central Atlantic Region</b>				
3541601	CENTRAL ATLANTIC REGION	2	4,607.44	2,146.62
3541203	IT CAN BE DONE GROUP (VA)	2	20.50	42.80
3541214	LIFELINE GROUP	1	10.00	85.00
3541407	NEW DOMINION AREA (NDANA)	2	1,437.69	4,014.86
3541206	NEW VISION GROUP (VA)	8	160.00	210.80
3541403	PIEDMONT AREA (VA)	2	650.00	1,650.00
3541217	ROOM FOR NEW INFORMATION	1	10.00	0.00
3541216	THE PAIN STOPS HERE	0	0.00	35.00
	<i>Central Atlantic Region Total:</i>	<b>18</b>	<b>6,895.63</b>	<b>8,185.08</b>
<b>Central California Region</b>				
3111218	BAYSIDE MORO BAY GROUP	1	30.00	0.00
3111601	CENTRAL CALIFORNIA RSC	1	2,811.59	0.00
3111401	CENTRAL COAST AREA (CA)	12	319.96	289.93
3111403	COUNTY LINE AREA (CA)	3	337.12	742.09
3111214	DESTINY GROUP LOMPOC	8	137.50	0.00
3111217	FRIDAY STEP STUDY GROUP (CA)	7	552.75	87.12
3111402	GOLD COAST AREA (CA)	6	737.41	2,021.25
	INDIVIDUAL MEMBERS	2	77.00	0.00
3111404	KERN COUNTY AREA	12	600.00	800.00
3111204	NEW ATTITUDES GROUP (CA)	1	69.80	350.00
3111219	SISTERS IN RECOVERY	1	23.00	0.00
3111203	STAY IN THE SOLUTION GROUP	10	485.20	692.36
	<i>Central California Region Total:</i>	<b>64</b>	<b>6,181.33</b>	<b>4,982.75</b>
<b>Chesapeake &amp; Potomac Region</b>				
3121203	ANOTHER LOOK GROUP (VA)	3	201.20	245.00
3121601	CHESAPEAKE AND POTOMAC RSC	4	44,342.72	31,339.92
	INDIVIDUAL MEMBERS	2	43.00	0.00
3121201	IT WORKS HOW & WHY GROUP (MD)	8	113.13	104.97



		Jul 09/Jun 10 Number of Contributions	Jul 09/Jun 10 YTD Contributions	Jul 08/Jun 09 Contributions
<i>Chesapeake &amp; Potomoc Region continued</i>				
3121401	NORTHERN VIRGINIA AREA (NORVA)	0	0.00	500.00
3121207	PLAN B NA GROUP	0	0.00	10.00
	<i>Chesapeake &amp; Potomoc Region Total:</i>	17	44,700.05	32,199.89
<b>Chicagoland Region</b>				
3131601	CHICAGOLAND RSC	1	887.50	1,422.33
3131217	GOD'S WILL GROUP	2	130.00	0.00
	INDIVIDUAL MEMBERS	0	0.00	75.00
3131216	MEDITATION ON MONDAY	3	194.72	46.00
3131204	NA HOW GROUP	3	70.00	58.00
3131212	NIGHT BEFORE CHRISTMAS (IL)	2	41.00	61.54
3131403	SWANA (IL)	2	23.00	350.97
3131214	WALK THIS WAY GROUP OF NA	3	187.00	0.00
	<i>Chicagoland Region Total:</i>	17	1,533.22	2,013.84
<b>Colombia Region</b>				
3141601	COLOMBIA RSC	1	350.00	515.24
3141212	GRUPO DESPERTAR	1	15.00	0.00
3141213	GRUPO EL MENSAJE DE MEDELLIN	1	10.00	0.00
3141202	GRUPO LA PLAYA	0	0.00	22.26
3141208	NUEVO AMANECER BOGOTA	0	0.00	154.55
	<i>Colombia Region Total:</i>	3	375.00	692.05
<b>Colorado Region</b>				
3151228	AT HOME IN NA	8	157.91	26.85
3151205	CLEAN & SERENE GROUP (CO)	4	166.61	278.39
3151601	COLORADO RSC	4	4,791.08	5,541.23
3151231	CRESTONE GROUP OF NA	1	30.00	0.00
3151215	GOLDEN GROUP (CO)	0	0.00	84.00
	INDIVIDUAL MEMBERS	7	272.50	60.00
3151226	KEEP IT SERENELY SIMPLE	2	45.00	0.00
3151405	MILE HIGH AREA (CO)	4	1,315.52	456.52
3151207	NORTHSIDE YOUNG IN RECOVERY	0	0.00	48.00
3151406	PPASC (CO)	0	0.00	205.13
3151230	PRIMARY PURPOSE	2	48.00	0.00
3151227	SURRENDER & RECOVERY GROUP	0	0.00	30.00
3151203	TRUE BLUE GROUP (CO)	12	440.93	355.53
3151229	ULTIMATE WEAPON MEETING	2	39.78	0.00
	<i>Colorado Region Total:</i>	46	7,307.33	7,085.65
<b>Connecticut Region</b>				
3161601	CONNECTICUT RSC	5	9,360.32	12,737.21
3163001	CT REGIONAL CONVENTION COM INC	1	4,374.00	0.00
3161401	GREATER HARTFORD (GHANA)	6	1,142.01	2,775.78
	INDIVIDUAL MEMBERS	0	0.00	5.00
3161211	MORE GOOD TIMES AHEAD	0	0.00	100.00
3161201	NO OTHER WAY GROUP (CT)	0	0.00	92.00
3161203	STEPPIN' THRU IT ALL GROUP	1	55.00	35.00
	<i>Connecticut Region Total:</i>	13	14,931.33	15,744.99
<b>Costa Rica Region</b>				
3951601	COSTA RICA REGION	0	0.00	350.00
	<i>Costa Rica Region Total:</i>	0	0.00	350.00



		Jul 09/Jun 10 Number of Contributions	Jul 09/Jun 10 YTD Contributions	Jul 08/Jun 09 Contributions
<b>Denmark Region</b>				
3171203	HOW AND WHY GROUP (DANMARK)	1	100.00	0.00
	INDIVIDUAL MEMBERS	1	20.00	0.00
3171401	SYDDANMARK ASC	0	0.00	1,690.00
3171202	TOGETHER WE CAN (DENMARK)	1	120.00	100.00
	<i>Denmark Region Total:</i>	3	240.00	1,790.00
<b>Eastern New York Region</b>				
30A1227	CHANGE IS THE GAME	0	0.00	25.00
30A1208	CONSPIRACY OF RECOVERY GROUP	0	0.00	10.00
30A1221	DAYSTAR GROUP	0	0.00	201.95
30A1226	DAYSTEPPERS NA GROUP	2	27.93	198.00
30A1403	EASTERN LONG ISLAND AREA	4	562.98	0.00
30A1228	EL TALLER GROUP	1	30.00	0.00
30A1213	GRUPO ESPERANZA (NY)	0	0.00	50.00
30A1225	HOPEFUL IN HICKSVILLE	4	122.85	627.00
	INDIVIDUAL MEMBERS	0	0.00	100.00
30A1206	LIFE AFTER DRUGS GROUP (NY)	1	50.00	0.00
30A1230	RECOVERY IN THE 80'S	1	30.00	0.00
30A1229	SURRENDER GROUP	1	40.00	0.00
30A1224	THE PROGRAM (NY)	0	0.00	215.46
30A1405	WESTERN QUEENS AREA CONV COMM	1	1,000.00	0.00
	<i>Eastern New York Region Total:</i>	16	1,863.76	1,427.41
<b>Ecuador Region</b>				
3931601	ECUADOR REGION	0	0.00	127.58
	<i>Ecuador Region Total:</i>	0	0.00	127.58
<b>Egypt</b>				
3991606	EGYPT REGION	1	450.00	622.00
	<i>Egypt Total:</i>	1	450.00	622.00
<b>Florida Region</b>				
3181203	A TRAIN TO SOMEWHERE GROUP	5	134.64	181.58
3181226	CIRCLE OF HOPE MEETING	0	0.00	11.12
3181601	FLORIDA RSC	3	11,170.06	12,212.18
3181208	GIVE IT UP GROUP	7	123.74	234.06
3181401	GREATER ORLANDO AREA	5	2,215.90	2,430.52
	INDIVIDUAL MEMBERS	4	50.84	40.00
3181225	IT WORKS GROUP	0	0.00	26.00
3181232	JUST FOR THURSDAYS	1	73.00	0.00
3181215	JUST FOR TODAY GROUP (FL)	5	132.00	368.00
3181206	KISSIMMEE CONNECTION	1	30.45	17.31
3181228	MIDDLEBURG GROUP	0	0.00	30.00
3181214	MIRACLES OF FAITH GROUP (FL)	1	36.00	0.00
3181406	NATURE COAST AREA	1	25.00	0.00
3181209	NEW BEGINNINGS GROUP (FL)	0	0.00	70.00
3181230	ORLANDO GAYDAYS ROUNDUP	1	16.50	0.00
3181402	PALM COAST AREA (FL)	4	2,073.00	3,583.54
3181222	RECOVERY MATTERS GROUP (FL)	6	177.78	352.22
3181229	ROAD TO RECOVERY	1	18.50	6.20
3181227	SATURDAY NA	2	89.37	11.92
3181231	ST JAMES GROUP (TAMPA FL)	3	105.46	0.00
3181201	STEPS TO FREEDOM GROUP (FL)	4	288.00	259.60



		Jul 09/Jun 10 Number of Contributions	Jul 09/Jun 10 YTD Contributions	Jul 08/Jun 09 Contributions
<i>Florida Region continued</i>				
3181405	TAMPA FUNCOAST ASC	1	2,000.00	0.00
3181213	UNITED WE STAND GROUP	1	75.00	0.00
	<i>Florida Region Total:</i>	56	18,835.24	19,834.25
<b>France Region</b>				
3871601	FRANCE RSC	2	5,155.08	9,548.92
	<i>France Region Total:</i>	2	5,155.08	9,548.92
<b>Free State Region</b>				
3191202	CANTON NOON	0	0.00	60.00
3191214	CLEAN AND SERENE DREAMERS	0	0.00	100.00
3193001	FREE STATE REGIONAL CONVENTION	0	0.00	7,112.20
3191601	FREE STATE RSC	6	8,693.80	17,822.43
	INDIVIDUAL MEMBERS	1	100.00	200.00
3191201	STEPPIN AT NOON GROUP	1	200.00	400.00
	<i>Free State Region Total:</i>	8	8,993.80	25,694.63
<b>Georgia Region</b>				
3201246	A LITTLE GIRL GROWS UP	1	500.00	0.00
3201241	A NEW HOPE	5	81.84	0.00
3201238	A NEW WAY TO LIVE	3	105.00	70.00
3201239	ABOVE & BEYOND GROUP	0	0.00	100.00
3201224	BLIND FAITH GROUP (GA)	11	385.67	501.62
3201405	CENTRAL SAVANNAH RIVER AREA	0	0.00	300.00
3201208	CLOSE ENCOUNTERS GROUP	4	212.19	432.51
3201212	DOWNUNDER GROUP (GA)	0	0.00	98.44
3201601	GEORGIA RSC	1	9,095.54	15,917.86
	INDIVIDUAL MEMBERS	1	240.00	200.00
3201206	INTERNATIONAL CITY GROUP OF NA	10	255.66	220.30
3201231	IP #2 GROUP OF NA	7	113.64	185.54
3201245	JUST FOR SUNDAY GROUP	1	501.00	0.00
3201244	KENNESAW STATE UNIVERSITY NA	1	22.00	0.00
3201243	KISS MEETING	1	106.03	0.00
3201214	LIVING FREE GROUP (GA)	10	368.28	450.71
3201236	MACON MIRACLES GROUP	0	0.00	1,001.30
3201240	NA VADERS	3	150.00	0.00
3201237	NEW BEGINNINGS GROUP	0	0.00	210.00
3201228	NEW BEGINNINGS GROUP (GA)	0	0.00	54.98
3201205	NEW HORIZON GROUP (GA)	1	22.97	115.27
3201401	SOUTH ATLANTA AREA (GA)	1	522.00	0.00
3201235	SPIRITUAL PRINCIPLES	3	306.00	97.54
3201211	START LIVING GROUP (GA)	2	400.00	0.00
3201216	STONE COLD RECOVERY (GA)	2	134.92	200.00
3201227	SURRENDER GROUP (GA)	7	264.51	464.11
3201229	THE BACKROOM GROUP	4	272.00	633.45
3201221	THE GETTING OFF GROUP (GA)	0	0.00	224.15
3201242	ULTIMATE WEAPON GROUP	3	131.19	0.00
3201207	WARP GROUP	1	180.00	0.00
3201204	WE DO RECOVER GROUP (GA)	0	0.00	75.00
3201217	WE SURRENDER GROUP (GA)	5	117.46	68.36
3201213	WITHOUT PARALLEL GROUP (GA)	8	225.00	150.00
	<i>Georgia Region Total:</i>	96	14,712.90	21,771.14



	Jul 09/Jun 10 Number of Contributions	Jul 09/Jun 10 YTD Contributions	Jul 08/Jun 09 Contributions
<b>Germanspeaking Region</b>			
3991417 BERLIN ASC	1	716.64	0.00
3211601 GERMAN SPEAKING RSC	1	1,736.92	708.42
3211203 KARLSRUHE TUESDAY GROUP	1	374.64	0.00
<i>Germanspeaking Region Total:</i>	3	2,828.20	708.42
<b>Greater Illinois Region</b>			
3221601 GREATER ILLINOIS RSC	1	815.95	3,157.86
3221401 ILLINOIS VALLEY AREA (IL)	1	196.65	484.90
INDIVIDUAL MEMBERS	0	0.00	85.00
3221202 IT WORKS HOW & WHY GROUP (IL)	0	0.00	193.34
3221204 SERENITY SEEKERS (IL)	1	120.00	0.00
<i>Greater Illinois Region Total:</i>	3	1,132.60	3,921.10
<b>Greater New York Region</b>			
3231203 2nd ON 2nd GROUP	1	50.00	0.00
3231255 A GREATER CONSCIOUSNESS	4	90.60	0.00
3231230 DO WE OR DON'T WE GROUP	0	0.00	200.00
3231601 GREATER NEW YORK RSC	4	1,645.67	600.00
INDIVIDUAL MEMBERS	18	567.12	430.00
3231261 MEN DO RECOVERY	1	250.00	0.00
3231403 NEW YORK CITY AREA	4	3,696.09	1,100.00
3231257 PRACTICING PRINCIPLES (NY NY)	6	142.00	175.00
3231264 REAL DEAL GROUP	1	160.00	0.00
3231263 RECUPERACION FOR TODAY	1	51.51	0.00
3231402 ROCKLAND AREA	1	500.00	0.00
3231258 SATURDAY NIGHT STEP UP GROUP	0	0.00	250.00
3231206 SATURDAY SERENITY GROUP (NY)	1	50.00	340.00
3231262 STEP YOUR GAME UP	1	50.00	0.00
3461209 THE ONLY GAME IN TOWN (NY)	10	593.00	487.64
3231260 WESTSIDE WOMENS GROUP	1	62.50	0.00
3231259 WHEN AT THE END OF THE ROAD	0	0.00	75.00
<i>Greater New York Region Total:</i>	54	7,908.49	3,657.64
<b>Greater Philadelphia Region</b>			
3241401 DELCO AREA	7	1,543.25	1,534.39
3241207 EASY DOES IT GROUP	5	550.00	125.00
3241201 FOLSOM GROUP	8	355.00	350.00
3241601 GREATER PHILADELPHIA RSC	0	0.00	500.00
INDIVIDUAL MEMBERS	0	0.00	99.99
<i>Greater Philadelphia Region Total:</i>	20	2,448.25	2,609.38
<b>Greece Region</b>			
30F1601 GREECE REGION	1	544.92	0.00
INDIVIDUAL MEMBERS	5	609.00	365.00
<i>Greece Region Total:</i>	6	1,153.92	365.00
<b>Hawaii Region</b>			
3251601 HAWAII RSC	4	1,086.63	309.47
INDIVIDUAL MEMBERS	0	0.00	250.00
3251401 OAHU AREA (HI)	9	511.81	1,409.60
<i>Hawaii Region Total:</i>	13	1,598.44	1,969.07
<b>Indiana Region</b>			
3261406 CENTRAL INDIANA AREA (CIASC)	0	0.00	464.73
3261401 CROSS ROADS AREA (IN)	6	496.66	539.99
3261221 DOUBLE WINNERS HOME GROUP	5	50.00	0.00



		Jul 09/Jun 10 Number of Contributions	Jul 09/Jun 10 YTD Contributions	Jul 08/Jun 09 Contributions
<b>Indiana Region continued</b>				
3263002	END OF SUMMER CELEBRATION	1	100.00	200.00
3261220	FOUNDATION FIRST GROUP	2	65.00	110.00
3263001	INDIANA REGION CONVENTION	2	16,756.00	0.00
3261601	INDIANA RSC	4	1,795.69	3,595.02
	INDIVIDUAL MEMBERS	9	1,424.00	295.00
3261209	IT WORKS HOW & WHY GROUP (IN)	0	0.00	121.00
3261408	MICHIANA AREA SERV CONFERENCE	2	82.20	0.00
3261403	MID - STATE AREA (IN)	6	437.00	762.40
3261219	MIRACLES OF RECOVERY (IN)	4	95.00	100.00
3261405	NORTHEASTERN INDIANA AREA	3	881.73	112.89
3261402	SOUTH SHORE AREA (IN)	6	3,950.00	2,797.00
3261201	STARTING OVER GROUP (IN)	2	70.00	0.00
3261212	TUESDAY NIGHT NA (IN)	2	25.57	56.26
	<i>Indiana Region Total:</i>	54	26,228.85	9,154.29
<b>Iowa Region</b>				
3271202	CARROLL CLEAN AND SERENE (IA)	0	0.00	300.00
3271601	IOWA RSC	3	5,965.00	3,564.82
3271203	MIRACLES OF RECOVERY (IA)	1	200.00	0.00
3271208	SACRED HEART MEETING	1	200.00	0.00
3271402	SIUXLAND AREA (IA)	1	100.00	325.00
	<i>Iowa Region Total:</i>	6	6,465.00	4,189.82
<b>Iran Region</b>				
30M1601	IRAN REGION	1	10,000.00	0.00
	<i>Iran Region Total:</i>	1	10,000.00	0.00
<b>Ireland Region</b>				
3881601	IRELAND RSC	3	9,630.00	1,350.00
3881401	SOUTH EAST AREA IRELAND	0	0.00	157.53
	<i>Ireland Region Total:</i>	3	9,630.00	1,507.53
<b>Italy Region</b>				
3901202	ITALIAN LANGUAGE GROUP	1	55.30	0.00
3901601	ITALY RSC	1	2,676.12	0.00
	<i>Italy Region Total:</i>	2	2,731.42	0.00
<b>Japan Region</b>				
	INDIVIDUAL MEMBERS	0	0.00	20.00
3291601	JAPAN REGION	3	1,500.00	1,500.00
	<i>Japan Region Total:</i>	3	1,500.00	1,520.00
<b>Kentuckiana Region</b>				
3301215	12 STEPPERS	0	0.00	250.00
3301203	HOW IT WORKS GROUP (KY)	1	25.00	60.00
	INDIVIDUAL MEMBERS	0	0.00	25.00
3301205	LIVING THE PROGRAM GROUP	5	70.00	22.00
3301216	SERENE WARRIORS GROUP	5	1,126.00	0.00
3301402	SOUTH CENTRAL KENTUCKY AREA	2	137.00	0.00
	<i>Kentuckiana Region Total:</i>	13	1,358.00	357.00
<b>Le Nordet</b>				
3891601	LE NORDET RSC	0	0.00	4,000.00
	<i>Le Nordet Total:</i>	0	0.00	4,000.00



		Jul 09/Jun 10 Number of Contributions	Jul 09/Jun 10 YTD Contributions	Jul 08/Jun 09 Contributions
<b>Lone Star Region</b>				
3311203	ANOTHER CHANCE GROUP (TX)	3	127.74	304.48
3311223	BROADWAY GROUP (TX)	4	91.50	224.04
3311229	CEDAR CREEK NA	0	0.00	115.00
3311401	DALLAS AREA	3	2,950.00	0.00
3311226	DOWNTOWN GROUP (TX)	0	0.00	220.00
3311220	FORT WORTH 24 HOUR NA GROUP	1	296.33	0.00
3311403	FORT WORTH AREA	11	1,529.22	0.00
3311233	FULL CIRCLE	3	38.00	0.00
	INDIVIDUAL MEMBERS	1	50.00	0.00
3311235	IRVING GROUP OF NA	4	84.09	0.00
3311207	JUST FOR TODAY GROUP (TX)	1	50.00	50.00
3311212	LAST HOUSE ON THE BLOCK (TX)	9	180.94	186.23
3311208	LIVING RECOVERY GROUP (TX)	2	19.12	90.35
3311601	LONE STAR RSC	7	4,215.08	4,000.00
3311211	NORTHSIDE NA GROUP (TX)	10	1,607.96	775.21
3311231	NWE LIFE FELLOWSHIP NA	0	0.00	38.06
3311213	OKLATEX NA	5	400.00	0.00
3311215	RECOVERY NORTH GROUP (TX)	0	0.00	45.00
3311406	ROSE CITY AREA NA	0	0.00	75.00
3311232	STEP ONE GROUP	1	300.00	0.00
3311234	STONEWALL GROUP OF NA	3	70.00	0.00
3311230	SURRENDER GROUP	3	88.98	147.94
3313002	TEXAS NA UNITY CONVENTION SPEC	1	437.50	0.00
3311216	TOWN EAST GROUP NA	1	47.42	0.00
	<i>Lone Star Region Total:</i>	73	12,583.88	6,271.31
<b>Louisiana Region</b>				
3321402	NORTHSHORE AREA SERVICE COMM	1	112.41	0.00
	<i>Louisiana Region Total:</i>	1	112.41	0.00
<b>Malta region</b>				
3991603	MALTA REGION	1	100.00	0.00
	<i>Malta region Total:</i>	1	100.00	0.00
<b>Metro Detroit Region</b>				
	INDIVIDUAL MEMBERS	0	0.00	1,050.00
3781601	METRO DETROIT RSC	17	5,400.00	1,500.00
3781403	MONROE COUNTY AREA (MI)	11	525.00	700.00
3781404	OAKLAND COUNTY AREA SERVICE	0	0.00	450.01
3781206	SUNDOWN SERENITY	1	50.00	0.00
3781401	WW/MC AREA	4	639.22	1,681.07
	<i>Metro Detroit Region Total:</i>	33	6,614.22	5,381.08
<b>Mexico Region</b>				
3771209	GRUPO RECUPERACION	0	0.00	5.00
	<i>Mexico Region Total:</i>	0	0.00	5.00
<b>Michigan Region</b>				
3331402	CAPITAL AREA (MI)	2	82.08	0.00
3331233	GET REAL GROUP	3	85.00	0.00
3331401	GREATER GRAND RAPIDS AREA	3	336.22	356.40
3331207	HEAVENLY EXPRESS GROUP (MI)	4	80.00	56.00
3331232	HOUGHTON WEDNESDAY NIGHT	1	50.00	0.00
3331229	HOW & WHY GROUP	0	0.00	15.00





	Jul 09/Jun 10 Number of Contributions	Jul 09/Jun 10 YTD Contributions	Jul 08/Jun 09 Contributions	
<b>Michigan Region continued</b>				
	INDIVIDUAL MEMBERS	3	1,630.00	160.00
3331235	IT WORKS HOW AND WHY	1	84.00	0.00
3331211	JUST FOR TODAY GROUP (MI)	1	5.00	25.00
3331406	LIVINGSTON COUNTY AREA	2	76.16	0.00
3331228	LONER GROUP	0	0.00	92.00
3331601	MICHIGAN RSC	3	988.40	1,421.29
3331204	NATURAL LIFE GROUP	3	270.00	265.00
3331234	NEW WAY TO LIVE	2	30.00	0.00
3331404	SAGINAW BAY AREA	0	0.00	125.00
3331230	SEARCH FOR SERENITY GROUP	0	0.00	25.00
3331231	SPIRITUAL SOLUTIONS GROUP	5	87.00	0.00
3331226	TODAY'S REALITY GROUP	1	346.00	0.00
3331405	TRI - CITY AREA (MI)	1	50.00	100.00
3331408	UPASCNA	1	50.00	0.00
	<b>Michigan Region Total:</b>	<b>36</b>	<b>4,249.86</b>	<b>2,640.69</b>
<b>Mid America Region</b>				
3341219	FLYING FREE GROUP (KS)	1	300.00	250.00
3341201	GIFT OF LIFE GROUP (KS)	0	0.00	52.00
3341402	JUST FOR TODAY AREA (KS)	0	0.00	50.00
3341203	JUST FOR TODAY GROUP (KS)	3	325.00	50.00
3341601	MID - AMERICA RSC	2	890.83	1,584.95
3341222	NEW HOPE GROUP (MO)	1	4.20	10.00
3341217	RECOVERY FIRST GROUP (KS)	1	168.45	156.52
3341404	UNITY NA AREA (KS)	0	0.00	300.00
	<b>Mid America Region Total:</b>	<b>8</b>	<b>1,688.48</b>	<b>2,453.47</b>
<b>Mid Atlantic Region</b>				
3351405	CHESTER COUNTY AREA OF NA	3	324.53	218.59
3351207	CLEAN & SERENE GROUP (PA)	1	10.00	0.00
3351202	HOW GROUP (PA)	1	450.00	450.00
3351601	MID - ATLANTIC RSC	0	0.00	6,533.69
3351209	NEVER ALONE FARMVILLE GROUP	1	100.00	0.00
3351404	POCONO MOUNTAINS AREA (PA)	1	50.00	0.00
3351208	WEN & FRIDAY DAILY REPRIEVE	0	0.00	95.00
	<b>Mid Atlantic Region Total:</b>	<b>7</b>	<b>934.53</b>	<b>7,297.28</b>
<b>Minnesota Region</b>				
3361201	COOP GROUP (MN)	1	31.00	68.50
	INDIVIDUAL MEMBERS	0	0.00	60.00
3361209	LESBIAN & GAY NA GROUP	1	6.00	0.00
3361601	MINNESOTA RSC	1	2,500.00	20,000.00
3361401	OPEN DOOR AREA	0	0.00	123.24
3361405	VISION OF HOPE AREA OF NA	4	283.91	161.00
	<b>Minnesota Region Total:</b>	<b>7</b>	<b>2,820.91</b>	<b>20,412.74</b>
<b>Mississippi Region</b>				
3921214	FOGLIFTERS NA	3	15.00	0.00
3921403	GCANA	1	2,388.79	0.00
3921201	JUST FOR TODAY GROUP (MS)	2	200.00	500.00
3921401	MISSISSIPPI DELTA AREA (MDANA)	2	230.00	0.00
3921601	MISSISSIPPI REGION	1	450.00	0.00
3921213	OUR PRIMARY PURPOSE	0	0.00	10.00
3921215	WE DO RECOVER	1	21.87	0.00
	<b>Mississippi Region Total:</b>	<b>10</b>	<b>3,305.66</b>	<b>510.00</b>



		Jul 09/Jun 10 Number of Contributions	Jul 09/Jun 10 YTD Contributions	Jul 08/Jun 09 Contributions
<b>Montana Region</b>				
3371401	AREA 7	0	0.00	200.00
3371207	CANDLELIGHT GROUP	0	0.00	25.00
3371208	END OF THE ROAD GROUP	1	60.00	0.00
3371201	FREEDOM GROUP (MT)	1	35.00	0.00
3371601	MONTANA RSC	2	1,224.62	1,613.22
3371206	NEVER ALONE GROUP	6	278.53	100.00
3371209	TWELVE BY TWELVE GROUP	1	107.43	0.00
	<i>Montana Region Total:</i>	11	1,705.58	1,938.22
<b>Mountain Valley Region</b>				
3381404	BERKSHIRE COUNTY AREA (MA)	8	614.29	1,351.41
3381403	WESTERN MASSACHUSETTS AREA	4	1,284.22	3,619.22
	<i>Mountain Valley Region Total:</i>	12	1,898.51	4,970.63
<b>Mountaineer Region</b>				
3391201	ANOTHER WAY GROUP (WV)	2	46.00	78.00
3391403	GREATER THAN OURSELVES ASC	1	300.00	0.00
3391601	MOUNTAINEER RSC	2	2,000.00	2,200.00
3391402	WHEELING AREA OF NA (WASCNA)	1	300.00	0.00
	<i>Mountaineer Region Total:</i>	6	2,646.00	2,278.00
<b>Nebraska Region</b>				
3411222	AURORA STEP TAKERS	1	120.00	0.00
3411218	CLEAN AND SERENE GROUP	0	0.00	300.00
3411217	EASY RIDER GROUP	1	75.00	75.00
3411404	ELKHORN VALLEY AREA	13	332.12	306.65
3411405	FREMONT AREA SERVICE COMM	1	30.00	0.00
3411208	HAPPY HAVELOCK GROUP	0	0.00	143.00
3411219	HUG UP GROUP	1	10.00	157.78
	INDIVIDUAL MEMBERS	1	25.00	-10.00
3411601	NEBRASKA REGION	1	575.13	3,853.84
3411221	POINT OF FREEDOM GROUP	1	52.00	45.00
3411220	SCHOOL OF RECOVERY	0	0.00	81.00
	<i>Nebraska Region Total:</i>	20	1,219.25	4,952.27
<b>New England Region</b>				
3421405	GREATER PROVIDENCE AREA	0	0.00	2,500.00
3421221	IN SEARCH OF HIGHER POWER	1	78.81	0.00
	INDIVIDUAL MEMBERS	3	102.03	0.00
3421205	JUST FOR TODAY GROUP (MA)	3	455.58	0.00
3421401	MARTHA'S VINEYARD AREA (MA)	0	0.00	2,000.00
3421601	NEW ENGLAND RSC	1	409.37	44,858.14
3421220	ROOM TO GROW	0	0.00	35.22
3421217	ROUND TABLE OF RECOVERY	0	0.00	39.38
3421202	WATERTOWN MEN'S GROUP (MA)	1	117.86	125.00
3421218	WOMEN ON THE WEEKENDS (WOW)	0	0.00	151.65
	<i>New England Region Total:</i>	10	1,163.65	49,709.39
<b>New Jersey Region</b>				
3431401	BURLINGTON COUNTY AREA	1	156.57	628.68
3431406	CAPITAL AREA SERVICE COMMITTEE	1	800.00	0.00



		Jul 09/Jun 10 Number of Contributions	Jul 09/Jun 10 YTD Contributions	Jul 08/Jun 09 Contributions
<i>New Jersey Region continued</i>				
3431405	GREATER CAMDEN AREA OF NA INDIVIDUAL MEMBERS	0 2	0.00 330.00	50.00 420.00
3431207	NEW BEGINNING GROUP (NJ)	0	0.00	26.00
3431601	NEW JERSEY RSC	4	3,500.00	12,200.00
	<i>New Jersey Region Total:</i>	8	4,786.57	13,324.68
<b>North Carolina Region</b>				
30P1233	BURNSVILLE BACK ROOM	0	0.00	13.00
30P1230	CLEAN FREEDOM GROUP INDIVIDUAL MEMBERS	0 1	0.00 30.00	50.00 2,025.00
30P1229	LINKS TO FREEDOM GROUP	1	200.00	175.00
30P1234	NO BUTTS ABOUT IT	8	183.00	0.00
30P1601	NORTH CAROLINA RSC	1	1,000.00	0.00
30P1232	OUT OF BONDAGE	0	0.00	200.00
30P1235	VISION OF HOPE	4	301.00	0.00
	<i>North Carolina Region Total:</i>	15	1,714.00	2,463.00
<b>Northeast Atlantic Region</b>				
3401204	GREATWAY TO FREEDOM	2	82.90	0.00
3401208	LIBERATION GROUP	1	20.00	0.00
3401202	NEVER ALONE	1	20.00	0.00
3401207	STRENGTH IN NUMBERS	1	20.00	0.00
3401201	THE FOUNDATION GROUP (NS)	0	0.00	127.00
	<i>Northeast Atlantic Region Total:</i>	5	142.90	127.00
<b>Northeast Region (NERF)</b>				
30B1601	NORTHEAST REGION (NERF)	1	220.00	0.00
	<i>Northeast Region (NERF) Total:</i>	1	220.00	0.00
<b>Northern California Region</b>				
3441228	ALCOHOL IS A DRUG GROUP	1	7.50	59.50
3441234	BACK TO BASICS GROUP (CA)	0	0.00	29.03
3441277	BECAUSE WE CARE MEETING	2	60.00	0.00
3441278	BELMONT HILLS GROUP	1	15.00	0.00
3441265	CAMDEN HOME GROUP	0	0.00	300.00
3441411	CENTRAL SIERRA AREA	1	250.00	0.00
3441403	CONTRA COSTA AREA	8	653.75	2,809.91
3441266	CONTRA COSTA WOMEN OF NA	0	0.00	200.00
3441246	CREST GROUP	1	20.00	0.00
3441275	EARLY SERENITY GROUP	3	183.41	0.00
3441405	EAST BAY NORTH AREA	0	0.00	30.00
3441205	ECHOING IN RECOVERY (CA)	1	129.46	0.00
3441272	ELK GROVE HOME GROUP	11	505.44	0.00
3441203	FREE AT LAST GROUP (CA)	6	116.50	40.00
3441282	FRIDAY NIGHT WE DO RECOVER	2	70.00	0.00
3441264	GOOD MORNING GROUP	6	322.57	391.87
3441241	GRAB BAG GROUP (CA)	1	16.60	0.00
3441402	GREATER SAN JOSE AREA	5	9,222.19	7,771.08
3441410	HUMBOLDT - DEL NORTE AREA (HD)	2	20.00	100.00
	INDIVIDUAL MEMBERS	4	315.00	424.54
3441247	JUST FOR TODAY GROUP (CA)	2	14.05	8.00
3441283	JUST FOR TODAY NOON GROUP	1	20.00	0.00
3441279	MEN'S EARLY SERENITY MEETING	1	24.35	0.00
3441407	MISSION PEAK ASC (MPASC)	6	2,132.32	0.00
3441406	MONTEREY COUNTY AREA (CA)	9	450.00	0.00



	Jul 09/Jun 10 Number of Contributions	Jul 09/Jun 10 YTD Contributions	Jul 08/Jun 09 Contributions	
<b>Northern California Region continued</b>				
3441223	NA "FUCKNO"	0	0.00	102.00
3443001	NAPA/SOLANO WOMEN'S RETREAT	0	0.00	250.00
3441601	NORTHERN CALIFORNIA RSC	10	8,514.46	80,128.82
3441202	OPEN ARMS GROUP (CA)	4	73.40	0.00
3441227	ORLAND MUSTARD SEED GROUP	10	193.50	183.90
3441260	PARADISE MONDAY NIGHT (CA)	1	27.00	0.00
3441251	POINT OF FREEDOM GROUP	0	0.00	340.00
3441250	RECOVERY ROCKS GROUP (CA)	1	5.00	10.00
3441401	SAN FRANCISCO AREA	8	400.00	1,500.00
3441256	SATURDAY NITE SUBSTITUTE GROUP	1	182.00	122.00
3441274	SERENITY IN TRINITY	6	63.00	0.00
3441269	SEX IN RECOVERY	0	0.00	20.00
3441271	SPIRITUAL FIX GROUP	0	0.00	6.00
3441273	SPIRITUAL REALITY	2	10.00	0.00
3441276	STEPPING FEARLESSLY GROUP	3	66.00	0.00
3441268	SUNDAY NOON MEETING	0	0.00	32.00
3441280	SUNDAY PUNCH GROUP	2	44.00	0.00
3441267	TOGETHER WE CAN	0	0.00	98.00
3441270	UNIDOS CON FE	0	0.00	20.00
3441281	WELCOME HOME GROUP	1	6.06	0.00
3441220	WEST PORTAL FRIDAY NIGHT (CA)	1	25.00	0.00
3441252	WILLOW GLEN GROUP	10	1,069.66	1,301.45
	<b>No. California Region Total:</b>	<b>134</b>	<b>25,227.22</b>	<b>96,278.10</b>
<b>Northern New England Region</b>				
3381207	DESIGN FOR LIVING	4	136.24	164.01
3451201	FREE AT LAST GROUP (ME)	1	10.00	0.00
	INDIVIDUAL MEMBERS	2	39.76	0.00
3451214	IT JUST GETS BETTER	2	34.35	0.00
3451215	IT WORKS HOW & WHY (SECO ME)	1	15.00	0.00
3381208	MIRACLES CAN HAPPEN	1	50.00	0.00
3451213	MONDAY NIGHT CANDLELIGHT	0	0.00	3.00
3381206	MOST POWERFUL VEHICLE GROUP	0	0.00	7.00
3451601	NORTHERN NEW ENGLAND RSC	4	3,363.70	254.00
3381209	STAYING CLEAN GROUP	1	30.00	0.00
3451207	VISION OF HOPE GROUP (NH)	2	89.00	76.00
3451202	WATERVILLE FIVE & DIME GROUP	0	0.00	131.98
	<b>No. New England Region Total:</b>	<b>18</b>	<b>3,768.05</b>	<b>635.99</b>
<b>Northern New Jersey Region</b>				
3461402	BERGEN AREA (NJ)	1	2,000.00	0.00
3431403	FREEDOM THROUGH UNITY AREA	5	183.52	910.74
3461210	FRIDAY FREEDOM GROUP	0	0.00	265.00
3461407	GREATER PLAINFIELD AREA	0	0.00	-502.58
3461211	HOPE GROUP	1	24.00	0.00
	INDIVIDUAL MEMBERS	7	351.00	0.00
3461214	MORE WILL BE REVEALED	2	95.00	0.00
3461601	NORTHERN NEW JERSEY RSC	6	600.00	300.00
3461401	NORTHWEST NEW JERSEY AREA	2	162.84	300.00
3461212	PASSAIC COUNTY AREA SERVICE	1	350.00	0.00
3461213	WEST MILFORD FRIDAY NIGHT	2	180.01	0.00
3461202	WHAT'S IN A NAME GROUP (NJ)	1	33.00	0.00
	<b>No. New Jersey Region Total:</b>	<b>28</b>	<b>3,979.37</b>	<b>1,273.16</b>



		Jul 09/Jun 10 Number of Contributions	Jul 09/Jun 10 YTD Contributions	Jul 08/Jun 09 Contributions
<b>Northern New York Region</b>				
3471223	GOOD STUFF BACK TO BASICS	0	0.00	109.00
3471224	I JUST DON'T KNOW GROUP INDIVIDUAL MEMBERS	1	92.00	0.00
3471601	NORTHERN NEW YORK RSC	6	363.61	50.00
	<i>Northern New York Region Total:</i>	8	465.61	362.65
<b>Norway Region</b>				
	INDIVIDUAL MEMBERS	0	0.00	100.00
3971601	NORWAY REGION	0	0.00	13,965.83
	<i>Norway Region Total:</i>	0	0.00	14,065.83
<b>Ohio Region</b>				
3481202	FREE TODAY GROUP (OH)	3	30.00	70.00
3481401	GREATER CINCINNATI AREA INDIVIDUAL MEMBERS	2	127.00	218.00
3481402	LAKE ERIE GENERAL SERVICES	1	100.00	250.00
3481227	LATERAL GROUP (OH)	1	500.00	0.00
3481239	MIRACLES GROUP (OHIO)	1	50.00	250.00
3481236	NEW ALIVE GROUP (OH)	0	0.00	15.00
3481237	NORTH HILL NA RECOVERY	0	0.00	369.00
3481237	NORTH HILL NA RECOVERY	2	25.00	0.00
3481601	OHIO RSC (ORSCNA)	4	1,789.65	3,334.94
3481240	SERENITY DOWN SOUTH	5	137.92	40.00
3481238	SUNDAY IP MEETING	1	99.00	115.50
3481215	WEST SIDE STORY GROUP	6	405.50	335.00
3481241	WINNERS GROUP	5	349.67	0.00
	<i>Ohio Region Total:</i>	31	3,613.74	4,997.44
<b>Oklahoma Region</b>				
3491204	A SIMPLE WAY GROUP (OK)	0	0.00	400.00
3491226	BROKEN ARROW SERENITY SEEKERS	9	81.51	430.00
3491225	GUTHRIE STEP UP GROUP	2	50.00	90.00
3491205	HUMP DAY GROUP (OK) INDIVIDUAL MEMBERS	1	81.20	142.68
		12	600.00	600.00
3491227	KRAZY BUT KLEAN GROUP OF NA	0	0.00	40.00
3491230	NEW GROUP	1	3.20	0.00
3491221	NO GRASS GROUP (OK)	2	255.55	66.69
3491203	NOONTIME CONNECTION GROUP	0	0.00	200.00
3491213	NORTHSIDE STROLL GROUP	4	340.00	180.00
3491601	OKLAHOMA RSC	1	3,000.00	6,000.00
3491229	OUTLAWS IN RECOVERY	2	71.42	0.00
3491207	PEACE OF MIND GROUP (OK)	2	23.60	90.00
3491209	SATURDAY NIGHT LIGHT GROUP	1	100.00	200.00
3491212	STEPPIN' OUT GROUP	0	0.00	111.47
3491228	TULSA SECOND CHANCE OF NA	2	20.00	0.00
3491403	WESTERN AREA (OK)	2	341.74	650.00
	<i>Oklahoma Region Total:</i>	41	4,968.22	9,200.84
<b>Ontario Region</b>				
3501212	FREEDOM GROUP (ON)	1	50.00	109.00
3501217	NEVER ALONE GROUP	1	55.44	0.00
3501601	ONTARIO RSC	1	7,000.00	0.00
3501404	OTTAWA AREA	3	1,344.68	1,751.75
3501216	SEVERN TIES	1	60.00	0.00
3501402	TORONTO AREA SERVICE COMMITTEE	1	1,034.56	2,200.00
	<i>Ontario Region Total:</i>	8	9,544.68	4,060.75



		Jul 09/Jun 10 Number of Contributions	Jul 09/Jun 10 YTD Contributions	Jul 08/Jun 09 Contributions
<b>Other Forums, Areas, Groups</b>				
3991415	BRUSSELS ASC	1	294.72	634.36
3997003	CANADIAN ASSEMBLY (CANA)	2	30,000.00	10,000.00
3993003	CIRCLE OF SISTERS	0	0.00	19,052.43
3993006	CONVENCION LATINA DEL SUR	1	250.00	500.00
3991410	EGYPT AREA	0	0.00	375.00
3991226	ENGLISH MEETING	0	0.00	77.99
3997002	EUROPEAN DELEGATES/EDM	0	0.00	321.00
3991228	FELICITY NA GROUP	1	100.00	0.00
3991402	FRENCH SPEAKING - SWITZERLAND	0	0.00	201.54
3991008	GAUER, OLIVER	0	0.00	16.85
3991414	GERMAN SOUTH ASC/ NAGKS e.V	1	244.62	146.69
3991411	GIBRALTAR GROUP	1	549.09	0.00
3991223	JOURNEY CONTINUES GROUP	1	104.97	118.58
3991202	JUST FOR TODAY (GUYANA)	0	0.00	50.00
3991416	KOBENHAVN ASC	0	0.00	1,978.44
3997008	LATIN AMERICA ZONAL FORUM	1	500.00	0.00
3991412	LITHUANIA AREA	0	0.00	500.00
3997006	MIDWEST ZONAL FORUM	1	188.75	396.53
3993007	MIRACLE OF WOMEN CONFERENCE	2	400.00	0.00
3991408	NETHERLANDS AREA	0	0.00	6,343.57
3991009	NG CHOO TIM	1	211.89	0.00
3991607	OCCIDENTE REGION MEXICO	1	650.00	0.00
3993001	PACIFIC NORTHWEST CONVENTION	1	2,764.12	0.00
3997001	SOUTHERN ZONAL FORUM	1	1,520.54	600.00
3993002	TEXAS STATE CONVENTION OF NA	1	543.82	709.51
3991227	THE HOT ROD MEETING	0	0.00	25.00
3992002	WORLD CONVENTION UNITY DAY	1	24,372.24	0.00
3993005	WORLD WIDE WORKSHOPS	1	511.79	429.00
3991211	ZANDAGE NOW GROUP (BAHRAIN)	1	105.72	0.00
	<i>Other Forums, Areas, Groups Total:</i>	20	63,312.27	42,476.49
<b>Pacific Cascade Region</b>				
3511406	CENTRAL OREGON HIGH DESERT ASC	4	200.00	50.00
3513001	EUGENE AREA ACTIVITIES	0	0.00	345.00
3511203	FIRESIDE MEN'S STEP STUDY	0	0.00	104.62
3511222	FREEDOM IN THE FLATS	0	0.00	25.00
3511216	HAROLD STREET BLUES	4	255.00	100.00
3511202	HOLE IN THE WALL GROUP (OR)	1	100.00	100.00
3511223	IN THE MEMORY GROUP	0	0.00	42.00
	INDIVIDUAL MEMBERS	1	100.00	100.00
3511217	LA GRANDE NA BURNING DESIRES	1	117.66	219.00
3511407	LINN-BENTON-LINCOLN AREA (OR)	4	833.89	50.00
3511225	LONA	3	99.80	0.00
3511227	NO MATTER WHAT/WOODLAND	1	62.00	0.00
3511219	ONE PROMISE MANY GIFTS	0	0.00	24.00
3513004	PACIFIC CASCADE CONVENTION	0	0.00	2,798.16
3511601	PACIFIC CASCADE RSC	12	11,172.02	6,057.32
3511224	RENEGADE GROUP	0	0.00	100.00
3511205	RUSH HOUR GROUP (OR)	0	0.00	81.50
3511213	TOGETHER WE CAN GROUP (OR)	1	60.00	70.00
3511404	TUALATIN VALLEY AREA	1	300.00	2,465.50
3511226	WOMEN OF SPIRITUAL VALUES	1	100.00	0.00
	<i>Pacific Cascade Region Total:</i>	36	13,400.37	12,732.10



		Jul 09/Jun 10 Number of Contributions	Jul 09/Jun 10 YTD Contributions	Jul 08/Jun 09 Contributions
<b>Panama Region</b>				
3911601	PANAMA RSC	1	250.00	0.00
	<i>Panama Region Total:</i>	1	250.00	0.00
<b>Peru Region</b>				
30C1601	PERU REGION	2	105.00	95.00
	<i>Peru Region Total:</i>	2	105.00	95.00
<b>Philippines Region</b>				
	INDIVIDUAL MEMBERS	1	20.00	0.00
3961601	PHILIPPINES REGION	1	400.00	0.00
	<i>Philippines Region Total:</i>	2	420.00	0.00
<b>Portugal Region</b>				
3521601	PORTUGAL REGION-APNA	1	665.82	155.98
	<i>Portugal Region Total:</i>	1	665.82	155.98
<b>Quebec Region</b>				
3531401	CSL SUD-QUEST	1	903.45	5,928.82
3531601	QUEBEC RSC/C.S.R.Q.N.A.	1	1,000.00	0.00
	<i>Quebec Region Total:</i>	2	1,903.45	5,928.82
<b>Red River Region</b>				
30H1601	RED RIVER RSC	2	1,700.00	600.00
	<i>Red River Region Total:</i>	2	1,700.00	600.00
<b>Region 51 Narcotics Anonymous</b>				
3621230	ADDICTS TOGETHER (NV)	13	689.34	582.58
3621402	EAST LAS VEGAS AREA	2	1,124.39	2,954.43
3621216	EAST SIDE STORY GROUP (NV)	0	0.00	119.05
3621236	HAPPY JOYOUS & FREE	9	268.06	0.00
3621209	HOW IT WORKS GROUP (NV)	2	211.00	0.00
	INDIVIDUAL MEMBERS	1	1,000.00	0.00
3621233	IT WORKS HOW & WHY	2	143.00	45.50
3621221	JUST FOR TODAY GROUP (NV)	1	10.00	0.00
3621201	LIVING CLEAN GROUP (NV)	0	0.00	43.11
3621234	MONDAY SOLUTION	5	83.00	64.00
3621235	MORE WILL BE REVEALED	3	186.50	119.50
3621203	NEW FOUND FREEDOM GROUP (NV)	5	132.50	144.00
3621232	NEW FREEDOM GROUP	2	50.00	80.00
3621403	NORTH BY NORTHWEST AREA	10	6,515.25	9,935.11
3621237	ONLY ONE REQUIREMENT	1	12.00	0.00
3621601	REGION 51 NARCOTICS ANONYMOUS	5	10,745.59	4,000.00
3621229	SATURDAY NIGHT SURRENDER	4	84.50	0.00
3621401	SOUTHERN NEVADA AREA	1	2,865.25	0.00
3621205	THAT WAS THEN THIS IS NOW	0	0.00	50.16
3621208	WEDNESDAY NITE LIVE GROUP (NV)	0	0.00	10.50
3621211	WHERE I'M AT GROUP (NV)	7	61.77	96.41
3621212	YOU ARE A STRANGER HERE ONCE	0	0.00	33.00
	<i>Region 51 Narcotics Anonymous Total:</i>	73	24,182.15	18,277.35
<b>Region del Coqui (Puerto Rico)</b>				
3841405	COMITE NA AREA NORTE CENTRO	8	316.45	84.90
3841403	COMITE SERVICIO NA AREA OESTE	7	192.50	38.00



		Jul 09/Jun 10 Number of Contributions	Jul 09/Jun 10 YTD Contributions	Jul 08/Jun 09 Contributions
<i>Region del Coqui (Puerto Rico) continued</i>				
3841401	NA AREA NORTE CENTRO	3	88.50	0.00
3841601	REGION DEL COQUI	1	250.00	500.00
	<i>Region del Coqui (Puerto Rico) Total:</i>	19	847.45	622.90
<b>Rio Grande Region</b>				
3551209	BASIC GROUP NA (NM)	1	41.11	13.18
3551403	BOSQUE AREA NA	4	270.00	85.00
3551202	CAVERN CITY GROUP (NM)	0	0.00	190.00
3551203	CLEAN IN BELEN (NM)	1	40.00	164.33
3551204	EXPERIENCE, STRENGTH & HOPE	0	0.00	15.07
3551213	FREEDOM FROM ACTIVE ADDICTION	1	20.00	0.00
3551402	GREATER ALBUQUERQUE AREA	6	759.25	1,943.79
	INDIVIDUAL MEMBERS	0	0.00	135.60
3551207	MORE WILL BE REVEALED (NM)	2	257.95	290.15
3553001	RIO GRANDE CONVENTION	1	3,726.27	2,000.00
3551212	VIVIENDO EL PROGRAMA	4	167.49	0.00
	<i>Rio Grande Region Total:</i>	20	5,282.07	4,837.12
<b>San Diego/Imperial Region</b>				
3561205	BASIC TEXT STUDY (CA)	2	138.54	0.00
3561226	FRIDAY NIGHT POINT LOMA	3	92.00	0.00
3561209	HERE & NOW GROUP (CA)	0	0.00	106.95
	INDIVIDUAL MEMBERS	1	20.00	110.25
3561224	LEARN IT TO LIVE IT GROUP	1	16.00	141.00
3561227	MONDAY NIGHT 11TH STEP MEETING	2	37.41	0.00
3561229	MONDAY NIGHT ENCINITAS GROUP	1	119.92	0.00
3561212	MONDAY NITE BOOK STUDY (CA)	0	0.00	180.60
3561207	NEW WAY OF LIFE GROUP (CA)	0	0.00	95.00
3561402	NORTH COAST AREA (CA)	10	371.18	517.41
3561225	RESPECT THE MIRACLE GROUP	3	55.57	73.70
3561601	SAN DIEGO/IMPERIAL RSC	12	1,370.87	785.51
3561215	SATURDAY MORNING LIVE (CA)	0	0.00	86.00
3561228	SATURDAY MORNING MEN'S STAG	1	9.00	0.00
3561208	SOLUTIONS GROUP (CA)	0	0.00	44.00
3561222	TAKING OFF THE MASK MEETING	0	0.00	67.50
3561230	THE S H O W GROUP	1	39.57	0.00
3561223	WE DO RECOVER	0	0.00	100.00
	<i>San Diego/Imperial Region Total:</i>	37	2,270.06	2,307.92
<b>Show Me Region</b>				
3571206	ANOTHER SUNRISE GROUP	2	355.43	490.13
3571243	DOOR TO RECOVERY	1	193.32	0.00
3571241	GRATITUDE IN RECOVERY	3	504.27	104.94
3571403	GREATER ST CHARLES AREA	3	615.00	360.00
3571404	HEARTLAND AREA OF NA	1	293.00	359.86
	INDIVIDUAL MEMBERS	1	100.00	145.00
3571201	INNER CITY SERENITY GROUP	0	0.00	24.10
3571204	LEBANON NA GROUP (MO)	3	186.00	0.00
3571401	LITTLE EGYPT AREA	1	1,612.80	346.05
3571236	MACON RECOVERY	5	130.00	425.00
3571207	MIRACLES OF LIFE GROUP (MO)	0	0.00	35.00
3571218	NEW HOPE GROUP (MO)	1	6.27	0.00
3571215	NEW LIFE GROUP (MO)	1	120.00	120.00
3571237	NEW PERSPECTIVE GROUP	0	0.00	100.00





	Jul 09/Jun 10 Number of Contributions	Jul 09/Jun 10 YTD Contributions	Jul 08/Jun 09 Contributions
<b>Show Me Region continued</b>			
3571402 NORTHLAND AREA OF NA (MO)	2	186.26	290.14
3571239 ONE STEP CLOSER	0	0.00	75.00
3571244 OP NA	1	20.00	0.00
3571209 POINT OF FREEDOM GROUP (MO)	6	144.00	120.00
3571406 PRIMARY PURPOSE AREA OF NA	3	959.07	1,470.82
3571601 SHOW ME RSC	1	7,738.40	6,268.28
3571240 SPARK OF LIFE	2	351.06	198.17
3571212 SPIRITUAL CONNECTION	3	629.00	0.00
3571238 STEPPING STONES NA	0	0.00	75.00
3571202 SURVIVORS GROUP (MO)	1	10.00	23.00
3571203 THE MIRACLE GROUP (MO)	6	130.00	35.00
3571242 TODAY'S CHOICE GROUP OF NA	2	31.43	0.00
3571405 UKCANA/UNITED KANSAS CITY AREA	1	271.15	790.76
3571245 WE DO RECOVER	1	50.00	0.00
3571246 WHEN WE LISTEN	1	39.50	0.00
<i>Show Me Region Total:</i>	52	<u>14,675.96</u>	<u>11,856.25</u>
<b>Sierra Sage Region</b>			
INDIVIDUAL MEMBERS	1	15.00	0.00
3581202 REACHING FOR RECOVERY GROUP	0	0.00	280.00
3581211 SATURDAY NITE SPECIAL	0	0.00	15.38
3581601 SIERRA SAGE RSC	13	6,350.00	3,050.00
3581212 SOUTH SHORE NA	1	100.00	0.00
<i>Sierra Sage Region Total:</i>	15	<u>6,465.00</u>	<u>3,345.38</u>
<b>South Africa</b>			
INDIVIDUAL MEMBERS	0	0.00	15.18
3991229 SOUTH AFRICA GROUP DONATION	1	100.00	0.00
3991605 SOUTH AFRICA REGION	1	4,000.00	2,934.27
<i>South Africa Total:</i>	2	<u>4,100.00</u>	<u>2,949.45</u>
<b>South Dakota Region</b>			
3051203 NEW HOPE GROUP	2	250.00	100.00
<i>South Dakota Region Total:</i>	2	<u>250.00</u>	<u>100.00</u>
<b>South Florida Region</b>			
3591201 AHORA SI GROUP	2	290.00	0.00
3591210 BELLEVIEW GROUP FOREST AREA	0	0.00	100.00
3591203 EASTSIDE MONDAY NIGHT GROUP	1	54.64	0.00
3591406 FOREST AREA SERVICE COMMITTEE	3	278.50	121.00
3591239 GOOD ORDERLY DIRECTIONS (FL)	1	100.00	0.00
INDIVIDUAL MEMBERS	3	115.00	14.00
3591238 IT WORKS GROUP (FL)	9	250.46	0.00
3591243 MORE WILL BE REVEALED (FL)	0	0.00	651.00
3591241 NEVER ALONE GROUP (FL)	1	20.00	0.00
3591252 NEW BEGININGS GROUP	1	55.00	0.00
3591235 NEW SUNDAY MORNING (FL)	1	78.00	244.00
3591250 RENACIMIENTO GROUP	1	300.00	100.00
3181403 SHARK COAST AREA (FL)	0	0.00	500.00
3591247 SICKEST OF THE SICK GROUP	0	0.00	52.05
3591401 SOUTH DADE AREA	3	1,100.00	2,200.00
3591601 SOUTH FLORIDA RSC	2	2,196.71	27,071.63
3591242 STAIRWAY TO RECOVERY (FL)	7	160.90	177.20
3591251 STEP UP TO RECOVERY GROUP	2	165.94	0.00
3591405 SUNSET COAST AREA (FL)	3	334.77	631.42



		Jul 09/Jun 10 Number of Contributions	Jul 09/Jun 10 YTD Contributions	Jul 08/Jun 09 Contributions
<i>South Florida Region continued</i>				
3591205	THE TRUTH WILL SET YOU FREE	4	109.00	150.00
3591246	TOGETHER WE GROW	0	0.00	65.00
3591248	UN NUERO AMANECER	0	0.00	20.00
3591249	WOMEN AND RECOVERY	11	127.69	36.79
	<i>South Florida Region Total:</i>	55	5,679.61	32,191.09
<b>Southern Brazil Region</b>				
3821401	ASC VALE DO SINOS	2	260.00	0.00
3821205	SAO JOSE GROUP	1	110.00	0.00
3821404	SERRA GAUCHA CSA	1	560.00	0.00
	<i>Southern Brazil Region Total:</i>	4	930.00	0.00
<b>Southern California Region</b>				
36012A3	BASIC TRAINING	1	50.00	0.00
3601296	CINCO CASAS 12 X 12 MEETING	2	353.13	0.00
3601220	COURAGE TO CHANGE GROUP (CA)	3	95.00	164.96
3601289	DESIRE TO RECOVER GROUP	3	60.00	70.00
3601406	EASTERN INLAND EMPIRE AREA	1	553.50	0.00
3601408	EASTERN SIERRA AREA	3	517.85	380.35
3601295	ELEVENTH STEP GROUP	2	34.14	24.71
3601291	FIVE & DIME GROUP	0	0.00	50.00
3601290	FREE ON FRIDAY GROUP	1	6.50	0.00
3601297	FRIDAY HIGH NOON	1	50.00	0.00
3601292	IMPAC TUESDAY NIGHT MEETING	0	0.00	150.00
	INDIVIDUAL MEMBERS	7	1,141.68	227.40
3601221	KNOLLWOOD GROUP (CA)	1	135.34	199.00
36012A2	LONE PINE GROUP	2	100.00	0.00
3601299	QUEST FOR SERENITY	1	390.23	0.00
3601247	RECOVERY IS A WAY OF LIFE	0	0.00	38.75
3601210	RECOVERY ZONE GROUP (CA)	7	266.00	375.04
3601407	SANTA CLARITA AREA	2	1,200.00	1,350.00
3601293	SATURDAY NIGHT SPEAKER MEETING	1	20.00	99.00
36012A4	SEEKING RECOVERY	1	40.00	0.00
3601601	SOUTHERN CALIFORNIA RSC	2	7,262.08	23,331.19
36012A5	SPIRITUAL SOLUTIONS HOLLYWOOD	1	20.00	0.00
3601207	SUNDAY SURRENDER GROUP	12	201.17	126.07
3601219	SUNSET SERENITY (CA)	1	64.00	0.00
3601294	THE BLUE ROOM	0	0.00	5.00
3601298	TUJUNGA SPEAKER MTG (SFV)	1	15.09	0.00
36012A1	VICTORIOS HIGH NOON MEETING	1	100.00	0.00
3601403	WESTEND AREA (CA)	7	2,068.39	3,321.86
	<i>Southern California Region Total:</i>	64	14,744.10	29,913.33
<b>Southern Idaho Region</b>				
3611203	BGLU GROUP (ID)	0	0.00	28.60
3611213	GET A GRIP GROUP	1	200.00	0.00
3611211	IT WORKS HOW & WHY GROUP (ID)	2	185.00	412.14
3613003	MEN'S RETREAT (MAGIC VALLEY)	2	251.07	9.90
3611202	NEW ATTITUDES GROUP (ID)	0	0.00	38.39
3611601	SOUTHERN IDAHO RSC	0	0.00	886.97
3611402	TREASURE VALLEY AREA (ID)	1	474.84	0.00
	<i>Southern Idaho Region Total:</i>	6	1,110.91	1,376.00



		Jul 09/Jun 10 Number of Contributions	Jul 09/Jun 10 YTD Contributions	Jul 08/Jun 09 Contributions
<b>Spain Region</b>				
3631601	SPAIN RSC	2	2,408.08	2,506.75
	<i>Spain Region Total:</i>	2	2,408.08	2,506.75
<b>Sweden Region</b>				
	INDIVIDUAL MEMBERS	3	110.00	0.00
3641205	LIVING FOR TODAY (SWEDEN)	1	218.45	422.18
3641207	NA FARSIGRUPPEN/GOTHENBURG	1	200.00	0.00
3641206	NA GROUP VASTRA FROLUNDA	1	17.87	69.00
3641201	NEW WAY OF LIFE GROUP (SW)	1	761.90	0.00
3641601	SWEDEN RSC	1	2,829.40	2,211.30
	<i>Sweden Region Total:</i>	8	4,137.62	2,702.48
<b>Tejas Bluebonnet Region</b>				
3651214	1960 GROUP OF NA	5	104.50	202.30
3651205	AGAPE FREEDOM GROUP (TX)	2	50.00	125.00
3651227	ALIVE & KICKING GROUP	0	0.00	200.00
3651403	ESPERANZA AREA (TX)	3	731.36	0.00
3651228	FRIDAY NIGHT LIVE	1	20.00	55.00
3651207	GEM CITY GROUP (TX)	1	12.00	63.00
3651402	HOUSTON AREA (HASCONA)	2	27.82	0.00
	INDIVIDUAL MEMBERS	3	17.15	0.00
3651206	KEEP IT CLEAN GROUP (TX)	13	560.00	800.00
3651220	LOST & FOUND GROUP (TX)	4	535.82	99.67
3651226	MEN OF HOPE GROUP	0	0.00	85.60
3651230	MONTHLY FREE TODAY	8	90.00	0.00
3311405	NORTH SIDE AREA (TX)	0	0.00	265.00
3651231	RECOVERY SOUTH	2	360.00	0.00
3651407	SOUTHEAST TEXAS AREA OF NA	2	99.22	0.00
3651229	STEPPING UP GROUP	5	252.67	0.00
3651601	TEJAS BLUEBONNET RSC	4	15,202.53	7,441.32
3651225	THE LAST ROOM GROUP	5	24.20	44.80
3651221	THE RIGHT STUFF GROUP (TX)	4	254.00	120.00
3651223	THE SOONER THE BETTER (TX)	11	382.12	257.00
3651232	TWC/HCANA	1	3.65	0.00
	<i>Tejas Bluebonnet Region Total:</i>	76	18,727.04	9,758.69
<b>Tri State Region</b>				
3661244	ADDISON TERRACE GROUP	0	0.00	2.27
3661205	ANOTHER LOOK GROUP (PA)	0	0.00	15.00
3661201	BEECHWOOD GROUP (PA)	8	87.00	50.00
3661258	BIGGER ON THE INSIDE	1	25.00	0.00
3661402	CENTRAL WESTERN PA AREA (CWPA)	7	250.00	0.00
3661413	CENTRAL WESTMORELAND AREA	2	200.00	0.00
3661414	EAST END AREA (EEANA)	2	223.00	0.00
3661214	ELIZABETH GROUP	1	50.00	60.00
3661216	FRIENDLY GROUP (PA)	0	0.00	37.00
3661409	GREATER ERIE AREA	0	0.00	498.44
3661257	HIGHER POWERED GROUP	0	0.00	100.00
	INDIVIDUAL MEMBERS	0	0.00	30.00
3661408	INTERSTATE CROSSROADS AREA	3	1,073.12	600.00
3661247	IT WORKS HOW & WHY GROUP (PA)	3	77.35	34.28
3661230	JUST FOR TODAY GROUP (PA)	1	30.00	50.00
3663001	KINZUA EVENTS COMMITTEE	1	137.30	100.00
3661412	LAWRENCE COUNTY AREA SER COM	0	0.00	100.00



		Jul 09/Jun 10 Number of Contributions	Jul 09/Jun 10 YTD Contributions	Jul 08/Jun 09 Contributions
<i>Tri State Region continued</i>				
3661256	MONDAY NIGHT NA OF SHEFFIELD	0	0.00	15.00
3661415	NPASCNA	1	40.36	0.00
3661401	PITTSBURGH AREA	2	233.00	223.23
3661407	SOUTH HILLS AREA (PA)	7	2,784.26	3,513.34
3661601	TRI - STATE RSC	2	5,500.00	11,000.00
3661204	WOMEN'S RECOVERY GROUP (PA)	2	60.00	75.00
	<i>Tri State Region Total:</i>	43	10,770.39	16,503.56
<b>Turkey</b>				
30D1601	TURKEY REGION	0	0.00	200.00
	<i>Turkey Total:</i>	0	0.00	200.00
<b>United Kingdom Region</b>				
3941201	EASTCOMBE GROUP (ENGLAND)	1	84.70	0.00
3941601	UNITED KINGDOM REGION	1	3,726.37	3,667.57
	<i>United Kingdom Region Total:</i>	2	3,811.07	3,667.57
<b>Upper Midwest Region</b>				
3671208	FREEDOM GROUP (ND)	0	0.00	200.00
3671214	FRIDAY NITE NA	1	7.97	0.00
	INDIVIDUAL MEMBERS	1	143.15	100.00
3671213	JUST FOR TODAY (MN)	0	0.00	15.77
3671215	KEEPING THE FAITH	1	25.00	0.00
3671402	LAKE AGASSIZ AREA SERVICE COMM	0	0.00	500.00
3671401	MANITOBA AREA	1	300.00	691.90
3671601	UPPER MID-WEST RSC	0	0.00	400.00
3671202	WE DO RECOVER	0	0.00	24.00
	<i>Upper Midwest Region Total:</i>	4	476.12	1,931.67
<b>Upper Rocky Mountain Region</b>				
3681216	ANONYMOUS NEWCASTLE NA GROUPS	1	420.00	0.00
3681403	CENTRAL BASIN AREA OF NA	2	100.00	0.00
3681202	CLEAN & FREE GROUP (WY)	1	50.00	40.00
3681215	GREYBULL GROUP	1	20.00	0.00
3681208	HOPE NOT DOPE GROUP (WY)	2	794.48	468.77
3681212	LIVE FROM LARAMIE GROUP (WY)	1	56.89	67.58
3681210	LIVING CLEAN GROUP (WY)	1	32.22	0.00
3681201	LIVING PROOF GROUP (WY)	7	298.30	127.91
3681213	NARCOTICS ANONYMOUS (WY)	1	37.33	35.80
3681214	THERMOP NA	3	150.00	150.00
3681601	UPPER ROCKY MOUNTAIN RSC	3	688.26	713.69
3681401	WYO - BRASKA AREA	1	63.18	0.00
3681402	WYOMING WESTERN AREA	1	50.00	50.00
	<i>Upper Rocky Mountain Region Total:</i>	25	2,760.66	1,653.75
<b>Uruguay Region</b>				
3741601	URUGUAY REGION	1	916.50	1,161.60
	<i>Uruguay Region Total:</i>	1	916.50	1,161.60
<b>Utah Region</b>				
3691402	CENTRAL UTAH AREA	6	137.05	178.69
	INDIVIDUAL MEMBERS	18	424.05	0.00
3691405	LAKESIDE UNITY AREA OF NA	2	176.81	0.00



		Jul 09/Jun 10 Number of Contributions	Jul 09/Jun 10 YTD Contributions	Jul 08/Jun 09 Contributions
<i>Utah Region continued</i>				
3691401	NORTHERN UTAH AREA (NUASC)	11	490.34	800.14
3691404	TUMBLEWEED AREA	0	0.00	100.00
3691601	UTAH RSC	6	596.78	1,066.75
	<i>Utah Region Total:</i>	<b>43</b>	<b>1,825.03</b>	<b>2,145.58</b>
<b>Venezuela Region</b>				
30S1601	VENEZUELA REGION	1	120.00	300.00
	<i>Venezuela Region Total:</i>	<b>1</b>	<b>120.00</b>	<b>300.00</b>
<b>Volunteer Region</b>				
3701238	CORDOVA HOPE NA	0	0.00	80.00
3701240	GOODWILL GROUP	0	0.00	40.00
3701243	HAPPY HOUR GROUP	1	93.00	0.00
3701235	HOPE FIENDS	1	4.87	42.72
3701239	HOPE NOT DOPE	1	30.00	45.00
	INDIVIDUAL MEMBERS	4	270.00	270.00
3701241	IT JUST GETS BETTER	1	50.00	0.00
3701204	LEXINGTON SURVIVORS (TN)	0	0.00	15.15
3701244	NEVER ALONE GROUP	1	20.00	0.00
3701236	NO MATTER WHAT GROUP (TN)	12	519.93	511.59
3701237	NO NAME NA GROUP	2	50.00	73.74
3701202	NOTHING TO FEAR GROUP (TN)	0	0.00	225.69
3701206	PRIMARY PURPOSE GROUP (TN)	6	154.00	146.00
3701220	RECOVERY BOUND GROUP	0	0.00	25.00
3701242	SERENITY IN THE SMOKIES	1	20.00	0.00
3701229	SURVIVORS GROUP (TN)	0	0.00	45.00
3701245	THE ATTIC GROUP	1	25.00	0.00
3701601	VOLUNTEER RSC	2	9,067.15	0.00
3701401	WEST TENNESSEE AREA	3	495.83	661.17
	<i>Volunteer Region Total:</i>	<b>36</b>	<b>10,799.78</b>	<b>2,181.06</b>
<b>Washington - Northern Idaho</b>				
3711247	ADDICTS IN RECOVERY	1	20.00	0.00
3711233	ASK IT BASKIT GROUP (WA)	6	120.00	100.00
3711202	BASIC NA GROUP (WA)	1	75.00	0.00
3713001	COURAGE TO CHANGE RETREAT (WA)	1	35.99	54.97
3711203	DECISIONS GROUP (WA)	1	46.85	0.00
3711238	FRIDAY HARBOR GROUP	2	18.47	18.31
3711207	FRIDAY NIGHT ALIVE GROUP (WA)	12	390.00	330.00
3711243	FRIDAY NIGHT NO MATTER WHAT GP	0	0.00	50.00
3711241	FRIDAY NIGHT STEP STUDY	3	193.80	0.00
3711242	GRACE GROUP	2	65.00	96.00
	INDIVIDUAL MEMBERS	6	2,678.00	2,700.00
3711226	KIND OF THURSDAY NIGHT GROUP	2	175.00	193.00
3711222	LOVIN' SPOONFULL NA	11	397.58	623.27
3711244	MONDAY NIGHT RECOVERY	10	456.35	0.00
3711213	MORE GRATITUDE LESS ATTITUDE	11	545.91	456.75
3711212	NEW FRONTIERS GROUP (WA)	8	1,345.00	0.00
3711406	NORTH PUGET SOUND AREA (WA)	2	1,113.08	956.96
3711410	NORTHWEST WASHINGTON AREA	1	304.90	3,388.32
3711248	OASIS GROUP	1	81.46	0.00
3711246	OLD SKOOL GROUP	1	43.27	0.00
3713008	PENDLETON CARNIVAL	0	0.00	300.00



	Jul 09/Jun 10 Number of Contributions	Jul 09/Jun 10 YTD Contributions	Jul 08/Jun 09 Contributions	
<i>Washington - Northern Idaho continued</i>				
3711240	RECOVERY BY THE BOOK	2	60.00	75.00
3711245	REVELATIONS GROUP	1	25.00	0.00
3711401	SEATTLE AREA (WA)	2	42.00	0.00
3711216	SERENITY SEEKERS GROUP (ID)	0	0.00	97.00
3711412	SOUTH KING COUNTY (SKCANA)	0	-1,604.91	1,995.14
3711223	SOUTHENDERS GROUP	0	0.00	112.87
3711403	THE LEWIS COUNTY AREA (TLCANA)	2	254.98	285.33
3711229	TOWER OF POWER GROUP (WA)	1	5.00	90.08
3711404	TRI - CITIES AREA (WA)	1	100.00	374.44
3711205	UNITY IN UNION GROUP	10	275.63	251.20
3711601	WASHINGTON-NORTHERN IDAHO RSC	5	19,549.73	44,860.59
3711411	WEST PUGET SOUND AREA	0	0.00	60.64
3713007	WNIR CONVENTION & EVENTS	0	0.00	2,059.36
	<i>Washington - Northern Idaho Total:</i>	<b>106</b>	<b>26,813.09</b>	<b>59,529.23</b>
<b>Western New York Region</b>				
	INDIVIDUAL MEMBERS	1	25.00	90.37
3811211	IT'S NEVER TOO LATE GROUP	0	0.00	50.00
3811202	MUSTARD SEED GROUP (NY)	0	0.00	82.00
3811212	SIMPLICITY GROUP	2	700.00	0.00
3811210	WEE RECOVER (NY)	1	160.00	0.00
3811601	WESTERN NEW YORK RSC	1	2,000.00	4,753.43
	<i>Western New York Region Total:</i>	<b>5</b>	<b>2,885.00</b>	<b>4,975.80</b>
<b>Wisconsin Region</b>				
3721406	BADGERLAND AREA SERVICE	2	164.13	87.06
	INDIVIDUAL MEMBERS	2	36.00	100.00
3721405	INLAND LAKES UNITY AREA	2	725.00	625.00
3721211	JUST FOR TODAY BAY CITY GROUP	0	0.00	60.00
3721403	KETTLE MORAINNE AREA	0	0.00	518.37
3721210	MONDAY NITE SURRENDER (WI)	2	202.12	25.00
3721402	NORTHEAST WISCONSIN AREA	5	928.71	668.25
3721407	NORTHERN LIGHTS ASC (WI)	0	0.00	100.00
3721201	STRAIGHT AHEAD GROUP (WI)	1	14.00	0.00
3721601	WISCONSIN RSC	8	5,091.37	990.80
	<i>Wisconsin Region Total:</i>	<b>22</b>	<b>7,161.33</b>	<b>3,174.48</b>
	<i>Grand Total:</i>	<b>2,203</b>	<b>643,745.24</b>	<b>807,711.10</b>