

**Norwest Accounting World Services
Consolidated Statement of Financial Position**

PERIOD DATA
For the Period Ending
12/31/2004

**Norwest Accounting World Services
Consolidated Statement of Financial Position**

CURRENT ASSETS
Cash and Cash Equivalents
Checking Accounts
Savings Accounts

Accounts Receivable
Accounts Payable
Customer & Vendor Deposits
Legal Expenses for Doubtful Accounts

Prepaid Expenses
Prepaid Insurance

Fixed Current Assets

EQUIPMENT, FURNITURE AND IMPROVEMENTS
Equipment and Furniture
Leased and Subleased Property
Intangible and Identifiable Intangible Assets
Lease Accumulated Depreciation and Amortization

TOTAL ASSETS

CURRENT LIABILITIES
Accounts Payable
Accrued Payroll Expenses
Accounts Payable

LONG TERM LIABILITIES
Notes Payable
Leases Payable

DEFERRED INCOME
Commissions

INTERBRANCH ACCOUNTS
Interbranch Accounts

NET ASSETS
Partners' Unwithdrawn Profits & Losses
Current Capital & Loans Unwithdrawn Profits & Losses

TOTAL LIABILITIES AND NET ASSETS

TOTAL ASSETS

TOTAL LIABILITIES AND NET ASSETS

TOTAL ASSETS

TOTAL LIABILITIES AND NET ASSETS

TOTAL ASSETS

TOTAL LIABILITIES AND NET ASSETS

Account Number	Description	Balance
10100	Cash	1,200,000
10101	Checking Accounts	1,500,000
10102	Savings Accounts	500,000
10103	Accounts Receivable	2,000,000
10104	Accounts Payable	(1,000,000)
10105	Prepaid Expenses	100,000
10106	Equipment	1,000,000
10107	Accumulated Depreciation	(500,000)
10108	Leases Payable	(200,000)
10109	Notes Payable	(1,000,000)
10110	Deferred Income	500,000
10111	Interbranch Accounts	1,000,000
10112	Partners' Unwithdrawn Profits & Losses	1,000,000
10113	Current Capital & Loans Unwithdrawn Profits & Losses	1,000,000
10114	Total	10,000,000

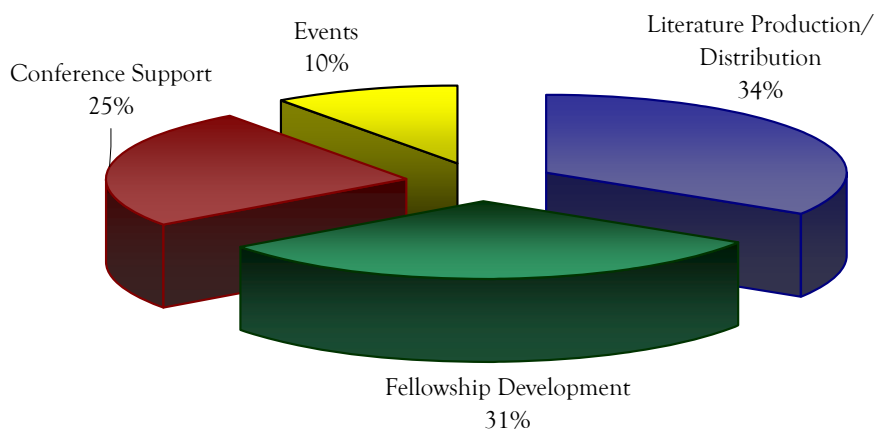
Financial Reports

This section of the annual report is broken into four parts: unit distribution trends, consolidated statement of financial position and consolidated statement of activities, independent auditors' report, and donations report.

The **unit distribution trends** report is a report of the numbers of inventory items distributed throughout the year. These numbers are presented in the form of charts and graphs that illustrate the number of books, booklets, IPs, keytags, chips, and medallions that were distributed by NA World Services during the fiscal year.

The **consolidated statement of financial position** (SoFP) and **consolidated statement of activities** (SoA), also known as the “balance sheet” and “income statement,” respectively, provide a report on the financial activity of NA World Services during the fiscal year. The SoFP, or balance sheet, gives a simple breakdown of the current assets and liabilities of NAWS in financial terms. The SoA, or income statement, provides a breakdown of the total income and expense for all branches of NAWS compared to the budget adopted at WSC 2008 and is broken down into the following categories:

Percentage of Expense for 2008–2009



Under each set of expenses, we include costs for accounting, personnel, overhead, and technology. These are expenses that cannot be attributed directly to any of the specific areas of activity. They are budgeted and allocated (distributed) according to a calculated fixed percentage across the four activity areas listed above. The allocated percentage is based on three factors: the number of personnel devoted to the activity, the approximate number of labor



hours, and the amount of physical office space required by the activity and estimated for the two-year budget cycle.

The **independent auditors' report** is provided by an outside firm that conducts a professional audit of NAWS' financial reports and practices. NAWS contracts with an independent auditor to conduct this annual review of all of our financial activity for each fiscal year as well as to perform random forensic (spot) checks. These forensic checks review and verify our internal controls and internal financial practices. In order to comply with legal requirements, we have an Audit Committee composed of some members of the Business Plan Group. Consistent with normal accounting practice, this workgroup is independent of specific NAWS management control and operates on behalf of the board.

The references to specific line items and expenses are shown differently in the NAWS income statement and the independent auditor's report. But they do show, within a few dollars, the same income and expense and serve as the outside or impartial verification of our financial reporting for this fiscal year. Due to the changing nature of NAWS activity and the requirements of the budgeting process called for in *GWSNA*, we are working on correcting reporting standards for future reports and will also be working with the auditor to minimize the differences between our reporting and theirs. We expect this will mean some additional changes in approach from both of us—NAWS and the auditors.

Finally, the **fellowship contributions report** is a report on the contributions received by NA World Services throughout the fiscal year from the NA Fellowship, broken down by region and/or country.

Continuing to Serve in the Midst of Economic Decline

As we reported in the 2007–2008 *Annual Report*, while we in NA are well accustomed to working with limited resources, recent years have presented us with financial challenges above and beyond the usual “trying to do more with less.”

In Narcotics Anonymous, we sometimes struggle with discussing money matters. We sometimes operate under the impression that talking about money is not consistent with our spiritual program. However, money and spirituality can have a positive association when we consider them in terms of the principles of abundance and generosity. These are the very principles that enable us to continue working to fulfill our primary purpose. Recently, our ability to realize our vision has been affected by a marked decrease in contributions from the fellowship coupled with an increase in requests to discuss funding at workshops. We know that the decline in contributions is not something that only affects us at NAWS.

One approach we took this year to respond to fiscal difficulties was to begin providing fiscal updates in *NAWS News*. We have used that publication as a method for communicating our challenges, and we continue to ask the fellowship for support and input. Our hope is that presenting a frank overview of our position will enable interested members to get a picture of NAWS' financial straits.

To put it bluntly, we are approaching a critical point at which the level of services we provide on behalf of the fellowship has been affected. While fellowship contributions have been in decline, the struggles we are currently facing have less to do with unexpectedly low



income than with the overwhelming rise in costs of doing business. We have operated at a loss for the last two fiscal years. This means that it is costing us more money to operate than the income we are taking in, and we are making up the shortfall by spending our reserves.

In the previous fiscal year, expenses exceeded budget in the areas of developmental literature, translations, fellowship development and workshops, WSC publications, shipping, public relations, and the meeting of the World Service Conference. There has been a cost increase of more than \$100,000 for the conference from 2006 to 2008, and we expect this increase to continue for WSC 2010. When it was decided that NAWS would partner with seated regions by funding delegates' attendance at the WSC, the hope was that doing so would enable regions to contribute more to offset the costs of the conference, and yet that has not been the case. Now, more than ever, we have a need for a more reliable flow of fellowship contributions in order to reduce our dependence on literature revenue to continue funding the services we provide to the worldwide fellowship.

In terms of cutting expenses, we have taken a serious look at four main areas: travel/fellowship development, publications, convention, and literature distribution. We were able to cut travel costs in half this year, as compared to the year before, but looking ahead we will be more challenged in our ability to cut travel expense because it is a CAR year. In terms of PR-related travel, we have also cut costs in other areas: decreasing attendance at professional events, reducing literature subsidies for cooperative public relations events, and beginning steps to change criteria for fellowship development trips and workshops. We know that by reducing these activities, we also affect

our ability to carry the message to the addict who still suffers. But we are at a critical juncture; over the years, we have grown steadily to the point where hundreds of thousands of addicts worldwide now find recovery through our program and our literature. We now find ourselves wondering whether we can continue to grow and thrive in order to ensure no addict, anywhere, need die seeking recovery.

Other steps we have taken this year include the implementation of new shipping charges, which marks the first changes in that area in ten years, and scrutinizing some of our publications. The goal of our shipping charges increase, which took effect 1 April 2009, was to be able to break even with our shipping costs. We looked at *Reaching Out*, *NAWS News*, and *The NA Way Magazine* in order to find ways to lower costs. For 2009, we were able to reduce our expenses for *NAWS News*, but still spent more than budgeted for *The NA Way* as distribution charges continued to climb. We have been advocating for electronic distribution of publications for a conference cycle, yet many members and groups seem reluctant to switch from the print version. We are also mandated by policy to send one print copy of *The NA Way* to each registered group, but we are discussing whether this is a responsible use of NA funds. We know that in many cases, these issues go unread or never reach the group at all. We plan to discuss our automatic distribution policy, as well as our *NA Way* translations efforts, at the upcoming 2010 conference to see whether or not we will be able to cut costs in these areas.

One effort to recoup expenses that has been the source of a bit of controversy this year was our change in pricing at WSO-Europe. For a long time, our policy has been to adjust dollar-euro exchange rates each month to ensure the availability of literature in Europe. The most



practical and sensible move would have been to change our policy when the majority of WSO-Europe customers moved to the euro, but at the time such a changeover was not fiscally necessary. After receiving input from European members and communities, we modified our initial proposal so that the policies taking effect on 1 July 2009 would represent less of a dramatic increase. This change has not been popular among our European membership, but it was one that was long overdue and needed to be made.

As was reported in *NAWS News*, we projected from the outset of planning for WCNA 33 in Barcelona, which took place shortly after the conclusion of this fiscal year, that the event would cost more than it would bring in. We have operated for many years on the premise that all world conventions outside the US would cost money. The fact that we are a worldwide fellowship was clearly demonstrated in the geographic countdown in Barcelona, and yet the thousands of members who usually travel to world conventions in the “lower 48” US states were absent from Barcelona. It is difficult to tell to what extent our attendance in Barcelona was affected by the global economic downturn, but it seems clear that it may have had some effect. We are happy to report that in spite of sharp increases in the costs of doing business over the last couple of years, WCNA 33 was actually very close to the financial picture forecasted and approved at WSC 2008. We will have more detailed figures available soon.

In keeping with our mission to support and further the fellowship’s primary purpose, we have continued to provide free and subsidized literature. We believe that by providing developing NA communities with literature, we are able to inspire more hope for recovery and the ability to better carry the NA message.

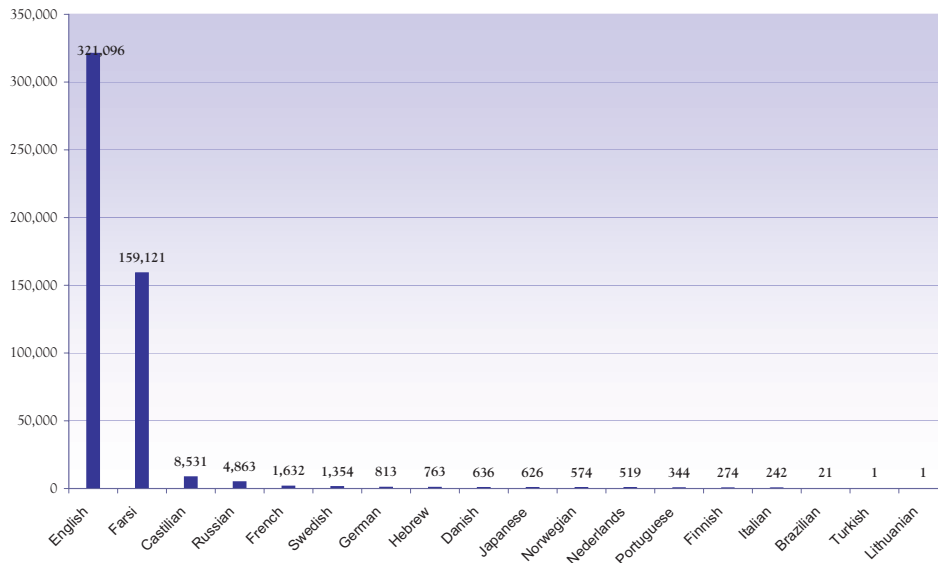
NA World Services provided over \$780,000 in free or reduced-price literature in the 2009 fiscal year. That figure is an all-time high for NAWS, in part because we gave away the Fifth Edition Basic Texts remaining in stock after the release of the Sixth Edition. We do not expect to drastically reduce this figure in the coming fiscal year, but we will be looking for ways to keep it level through the expansion of local printing efforts.

We continue to seek ways to decrease expenses, but even with all of the progress we have made at containing costs, our financial outlook isn’t very promising. It’s hard to find any more places to cut. Thankfully, hope is one of the resources that we always have an ample supply of in NA. Our recovery as individuals and our existence as a fellowship stand as testaments to the power of hope as a way to overcome even the most adverse circumstances. Together we can get through any tough time and prevail. Even with limited resources, when we unite our efforts, we are able carry our message of freedom from active addiction to the farthest, most desolate corners of the world—so that one day, in our future, every addict in the world has the chance to experience our message in his or her own language and culture and find the opportunity for a new way of life.



Unit Distribution Trends

2008-2009 Basic Text Distribution by Language



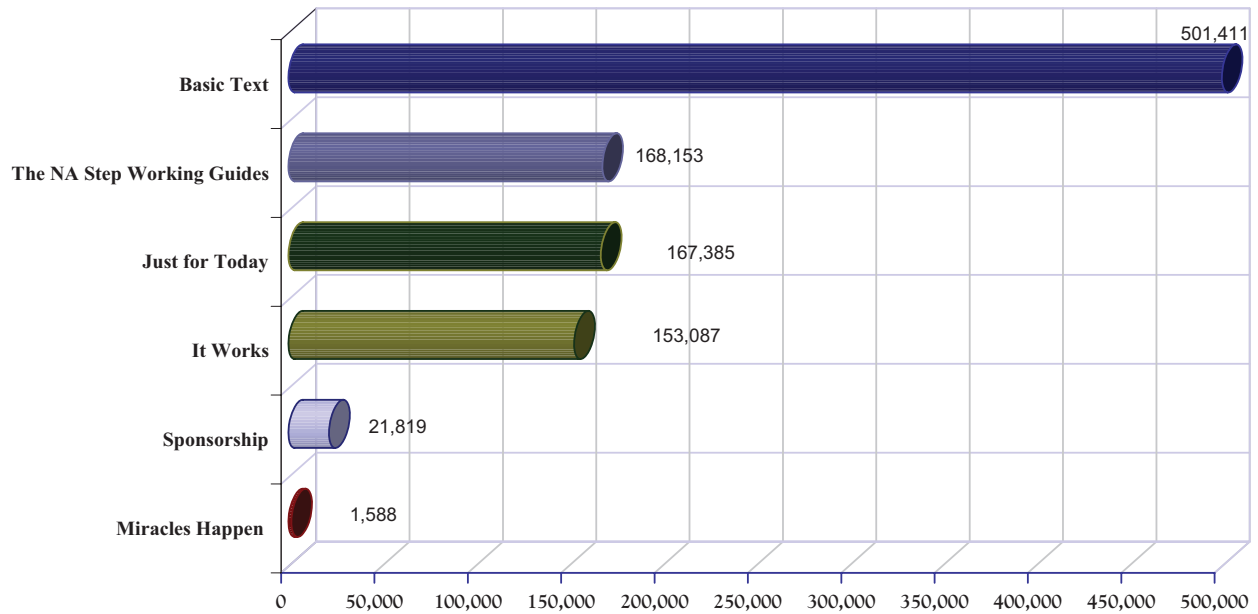
The release of the newly-approved Sixth Edition Basic Text into distribution early in the fiscal year has made this an interesting fiscal year in a number of ways. For starters, in preparation for its release, we made an effort to deplete any remaining stock of Fifth Edition Basic Texts, in part by sending free shipments of books to some of the facilities that requested materials during that time period. We sent a substantial portion of our remaining Fifth Edition stock to South Africa, where it is being used for distribution to addicts who are incarcerated.

In conjunction with the release of the Sixth Edition, we produced a Commemorative Sixth Edition Basic Text, marking both the 25-year anniversary of the Basic Text and the publication of the Sixth Edition. The initial printing of the hand-numbered commemorative edition was 10,000 copies and went on sale in November 2008. The attractive debossed leather-bound edition sold quickly, so much so that many members did not even hear about it until the first printing was sold out. A second printing, numbered from 10,001 to 20,000, was also produced, with caps set on the maximum numbers that could be purchased by one individual or service office, so that more members would have an opportunity to purchase copies for themselves.

The final number for our Basic Text sales for the year, then, includes both the numbers of Fifth Edition texts shipped free and the 20,000 commemorative editions sold. Without the free distribution of remaining Fifth Edition texts and the introduction of the commemorative edition, total distribution of the English-version Basic Text for this fiscal year would have been the same or smaller than last year's distribution. However, with these two factors included, the total distribution of the Basic Text for the fiscal year climbed to 321,096. Total Basic Text distribution, in all versions and all languages, was over half a million copies this year, an increase of just more than 14,000 copies over last fiscal year.

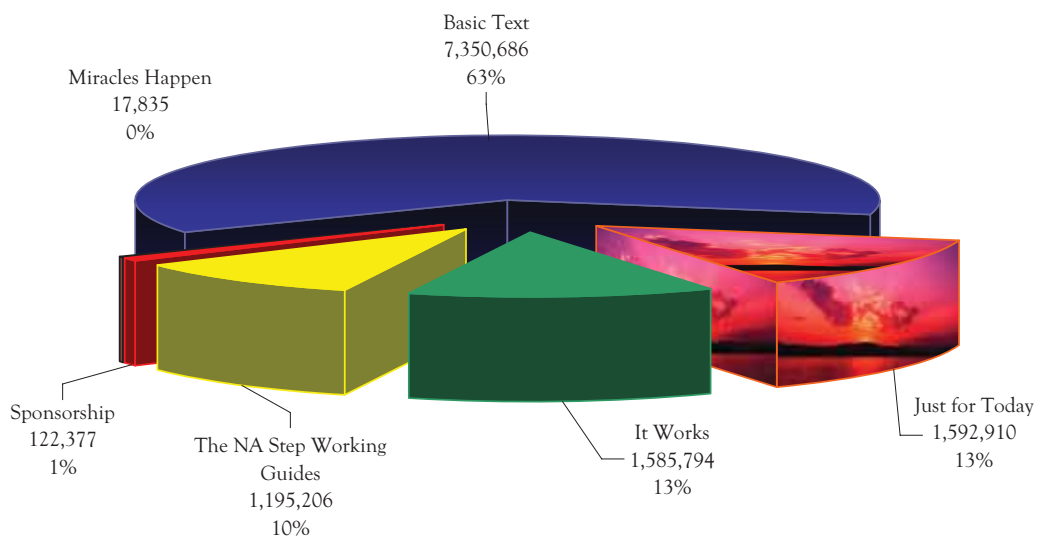


2008-2009 Books Distribution



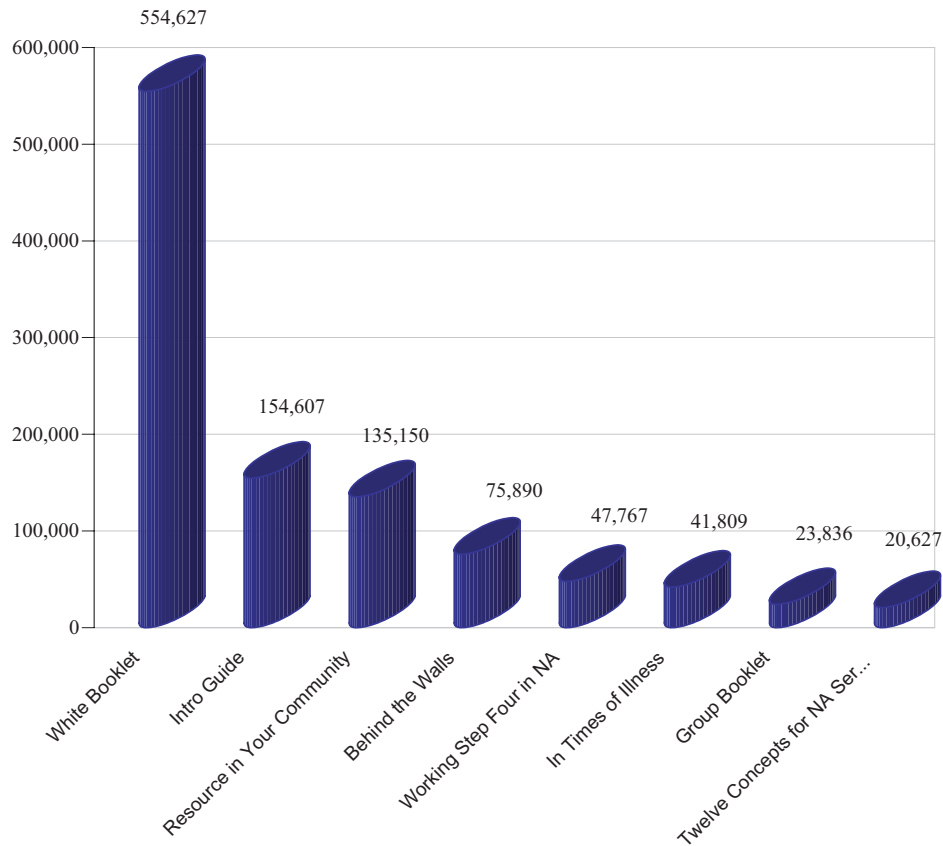
Distribution numbers declined this year for all books, except for the Basic Text and *The NA Step Working Guides*. The Basic Text remains, of course, the most widely circulated of all NA books, holding strong at over 6.8 million copies since its initial publication in 1983. *Just for Today* and *It Works: How and Why* remain neck-and-neck for second position, each with just under 1.6 million copies distributed and representing 13% of all-time book distribution. *The NA Step Working Guides* is closing in, representing 10% of all-time distribution this year, up from 9% last year. Sponsorship and *Miracles Happen* remain in the final positions, together making up for less than 2% of distribution.

1983-2009 Books Distribution





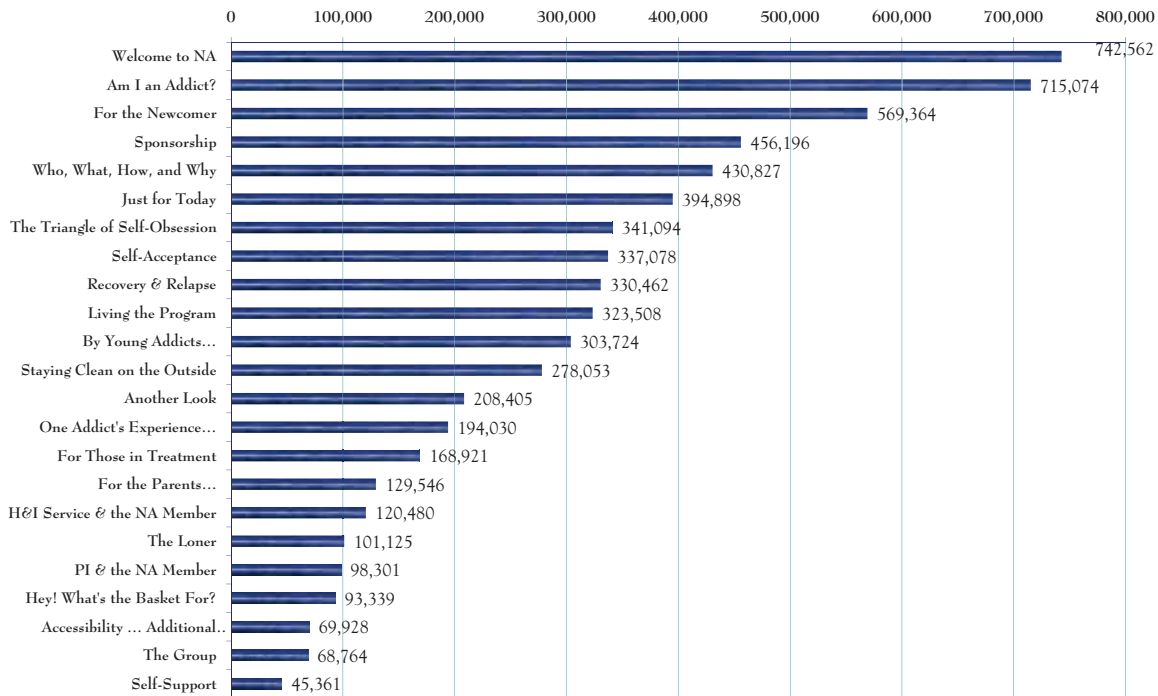
2008-2009 Booklets Distribution



Once again, distribution for most booklets was down this year, with the exceptions of *Working Step Four in NA* and *NA: A Resource in Your Community*. In the case of *Working Step Four*, the distribution this fiscal year was up by about 1,400 copies, or roughly 3% over last year. For *NA: A Resource in Your Community*, on the other hand, distribution was up by nearly 43,000 copies, or over 45% of last year's distribution. This was due in part to sales out of WSO-Europe, which included an order of 20,000 copies ordered by the UKSO.



2008-2009 Informational Pamphlets Distribution



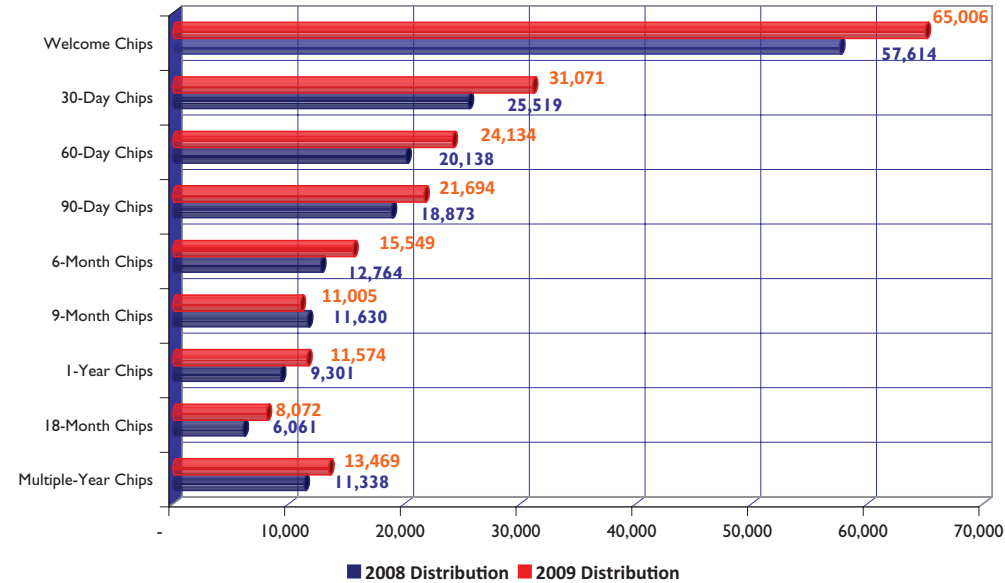
Numbers for distribution of informational pamphlets this year were mixed, with a few IPs staying at the same, while about half declined and half increased. This year's numbers reflect the distribution of the replacement for IP #13, *By Young Addicts, For Young Addicts*, as well as the newly published IP #27, *For the Parents or Guardians of Young People in NA*, both of which were also available in French and Spanish. Their distribution showed an increase of more than 77,000 copies over last year's counts for the previous version, while the debut year for IP #27 reached nearly 130,000 copies total. Other notable changes were the 109,000 drop in distribution for IP #22, *Welcome to NA*, and the 60,000 increase for IP #1, *Who, What, How, and Why*.





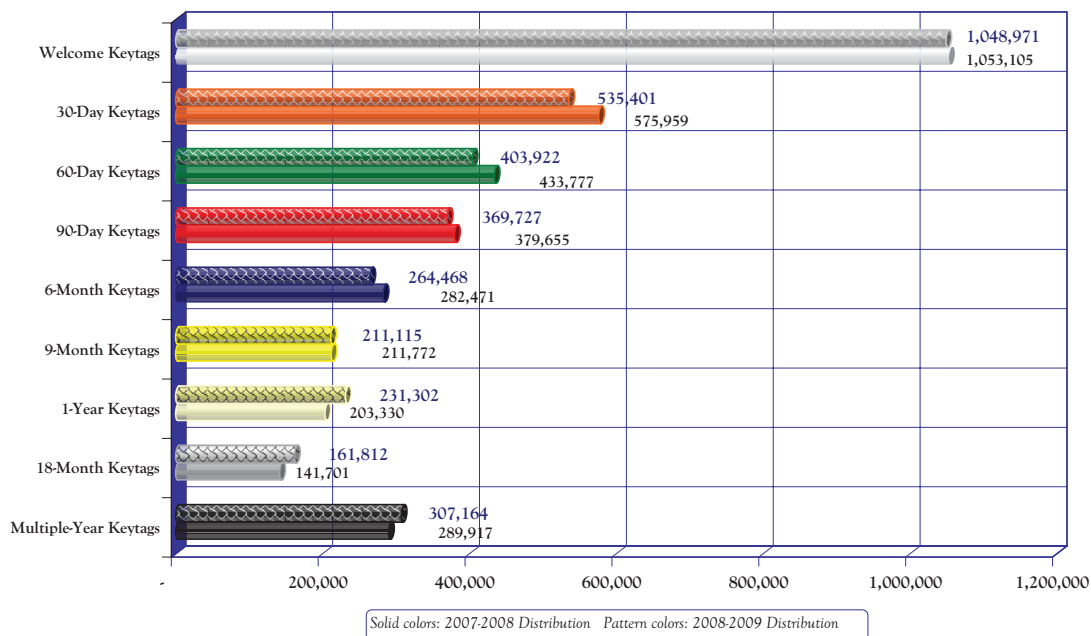
2008-2009 Chip Distribution

Chips, which are not distributed from WSO-Iran, have gone up in distribution almost completely across the board this fiscal year. The only drop was a slight reduction in the number of nine-month chips.



2008-2009 Keytag Distribution

Worldwide keytag distribution numbers were down, with the exception of one-year, 18-month, and multiple-year keytags. At WSO-Iran, distribution numbers for all keytags were up, in some cases significantly, over last year's distribution. However, these increases were not enough to counteract the reduced numbers elsewhere, hence the overall declines.





Two-Year Medallions Distribution Chatsworth/Iran Comparison

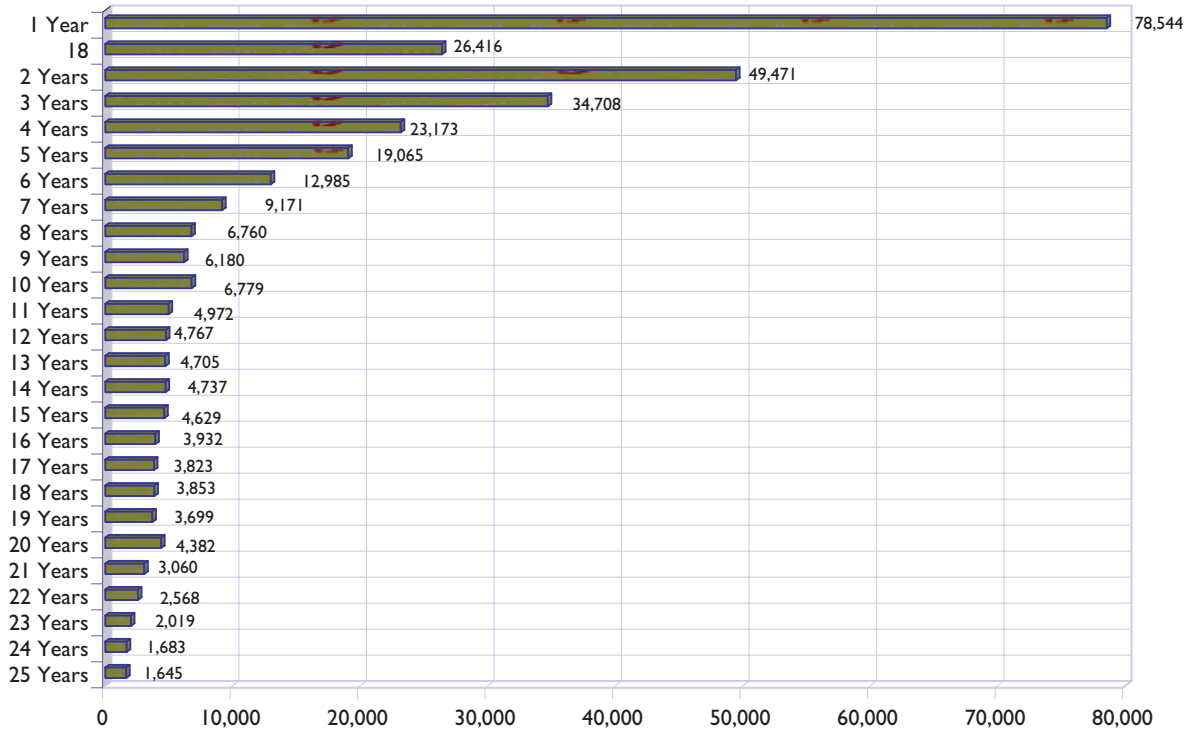


Looking at the two-year comparison of medallions distributed in Iran and Chatsworth is rather enlightening. Last year, distribution numbers for one- and two-year medallions, as well as the 18-month medallion, were slightly ahead of Chatsworth distribution. This year, while numbers for one through five years and 18 months were either the same or less than last year in Chatsworth distribution, numbers for all six medallions were up in Iran. However, prior to this year, Iran did not distribute medallions for 20 years or over, and only this year sold about a dozen 20-year medallions. Distribution counts for all medallions ten years and over were down slightly this year, with the exception of the eternity medallion, which was up by 40.

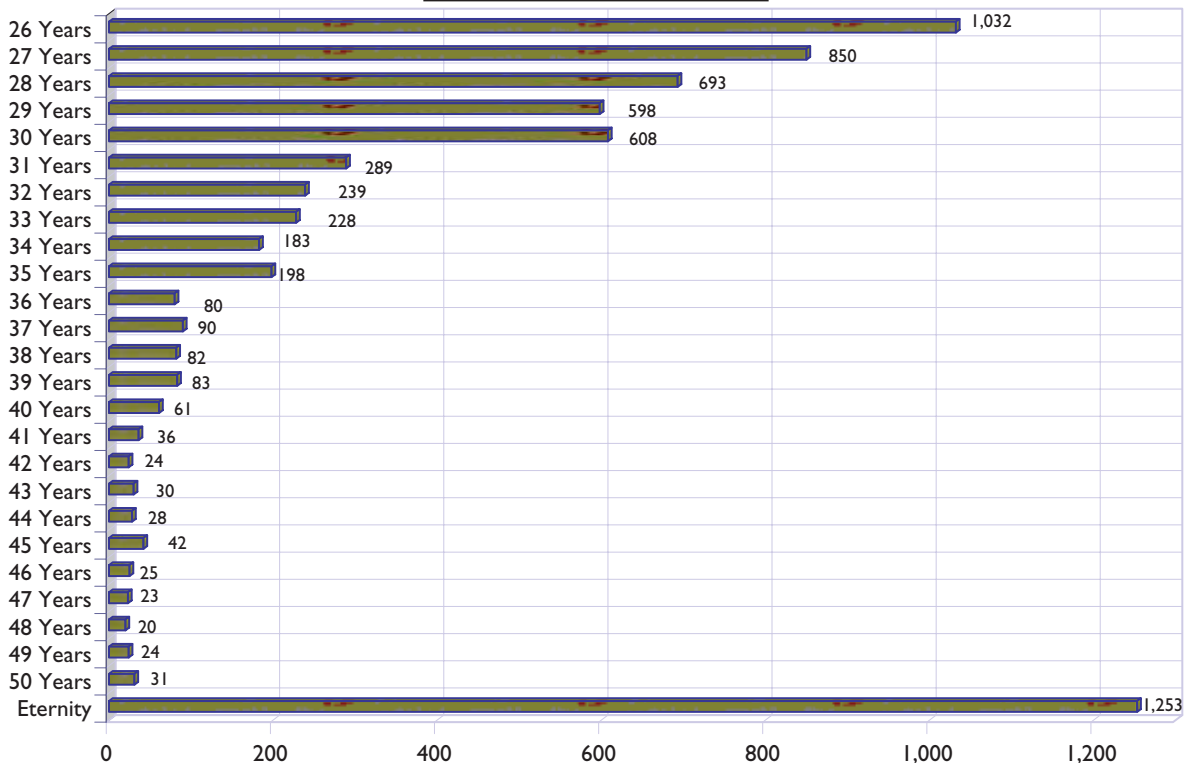




2008-2009 Medallions Distribution 18 Months and 1-25 Years



2008-2009 Medallions Distribution 26-50 Years & Eternity





Narcotics Anonymous World Services
Consolidated Statement of Financial Position
 Balance Sheet - For the Twelve Months Ending 30 June 2009

ASSETS		
CURRENT ASSETS		
Cash and Cash Equivalents		
Checking Accounts	\$1,192,774	
Reserve Accounts	1,211,163	
		\$2,403,936
Accounts Receivable		
Accounts Receivable	\$922,799	
Convention & Sales Deposits Clearing	48,265	
Less Allowance for Doubtful Accounts	(78,820)	
		892,244
Inventory		1,217,895
Prepaid Expenses		553,734
Total Current Assets		\$5,067,809
EQUIPMENT, FURNITURE AND IMPROVEMENTS		
Equipment and Furniture	\$2,503,759	
Leasehold Improvements	868,428	
Intellectual and Software Property	1,460,106	
Less Accumulated Depreciation and Amortization	(3,749,882)	
Total Equipment, Furniture and Improvements		1,082,411
TOTAL ASSETS		\$6,150,220
LIABILITIES & NET ASSETS		
CURRENT LIABILITIES		
Accounts Payable	\$416,738	
Accrued Payroll Expense	224,675	
Total Current Liabilities		\$641,413
LONG TERM LIABILITIES		
Notes Payable	\$0	
Leases Payable	\$580,549	
Total Long Term Liabilities		580,549
DEFERRED INCOME		
Conventions	\$517,787	
Total Deferred Income		517,787
INTERBRANCH ACCOUNTS		
Interbranch Accounts	\$0	
Total Interbranch Accounts		0
NET ASSETS		
Previous Unrestricted Net Assets	\$4,654,760	
Current Gain / (Loss) Unrestricted Net Assets	(244,289)	
Total Net Assets		4,410,471
TOTAL LIABILITIES & NET ASSETS		\$6,150,220

**Narcotics Anonymous World Services
Consolidated Statement of Activities**

Income Statement - For the Twelve Months Ending 30 June 2009

	YTD ACTUAL	WSC ADOPTED	JAN 09 REVISION
INCOME			
RECOVERY LITERATURE INCOME			
BASIC TEXT: Hardcover English	\$2,466,142	\$2,115,932	\$2,166,277
BASIC TEXT: Commemorative	\$511,720	\$0	\$500,000
BASIC TEXT: Translated	\$155,062	\$182,344	\$228,439
BASIC TEXT: Softcover	\$736,711	\$784,969	\$799,462
JUST FOR TODAY	\$871,881	\$945,166	\$998,651
IT WORKS: HOW & WHY	\$664,109	\$761,825	\$715,411
SPONSORSHIP BOOK	\$46,835	\$67,812	\$58,795
STEP WORKING GUIDES	\$692,381	\$744,630	\$726,597
LITERATURE INCOME (IRAN)	\$1,019,244	\$618,010	\$802,167
OTHER RECOVERY LITERATURE	\$1,515,936	\$1,623,293	\$1,526,704
Subtotal	\$8,680,021	\$7,843,981	\$8,522,503
OTHER INVENTORY INCOME			
MEDALLIONS	\$710,583	\$617,042	\$614,345
KEYTAGS & CHIPS	1,085,173	\$1,004,059	\$1,000,612
NON-FIPT INFORMATION BOOKLETS	88,614	\$46,792	\$42,829
HANDBOOKS	59,435	\$79,844	\$69,234
SPECIALTY ITEMS	32,310	\$53,676	\$40,509
AUDIO MATERIALS	2,070	\$2,557	\$1,712
GROUP/AREA MATERIALS	124,850	\$146,803	\$234,669
MIRACLES HAPPEN	41,527	\$44,139	\$43,736
Subtotal	\$2,144,562	\$1,994,912	\$2,047,646
SHIPPING	\$459,385	\$404,119	\$429,489
DISCOUNTS	(1,439,244)	(\$1,369,160)	(\$1,330,677)
DEVELOPMENTAL SUBSIDIES & ALLOWANCES	(210,859)	(\$271,137)	(\$279,822)
Subtotal	(\$1,190,718)	(\$1,236,178)	(\$1,181,010)
Gross Literature Income (less discounts)	\$9,633,865	\$8,602,715	\$9,389,139
Gross Literature Income (without Iran)	\$8,614,621	\$7,984,705	\$8,586,972
RECOVERY LITERATURE COST OF GOODS			
BASIC TEXT: Hardcover English	\$447,140	\$333,832	\$314,855
BASIC TEXT: Commemorative	\$105,224	\$0	\$60,000
BASIC TEXT: Translated	\$29,079	\$39,110	\$42,659
BASIC TEXT: Softcover	\$118,197	\$66,389	\$70,171
JUST FOR TODAY	\$102,762	\$103,187	\$167,445
IT WORKS: HOW & WHY	\$109,991	\$121,171	\$121,446
SPONSORSHIP BOOK	\$11,988	\$12,910	\$12,497
STEP WORKING GUIDES	\$99,204	\$121,912	\$91,659
LITERATURE PRODUCTION (IRAN)	\$687,615	\$497,717	\$561,371
OTHER RECOVERY LITERATURE	\$319,290	\$300,570	\$263,813
Subtotal	\$2,030,490	\$1,596,798	\$1,705,916



**Narcotics Anonymous World Services
Consolidated Statement of Activities**

Income Statement - For the Twelve Months Ending 30 June 2009

	YTD ACTUAL	WSC ADOPTED	JAN 09 REVISION
OTHER INVENTORY COST OF GOODS			
MEDALLIONS	\$164,515	\$156,123	\$175,057
KEY TAGS & CHIPS	244,123	\$279,966	\$275,337
NON-FIPT INFORMATION BOOKLETS	11,308	\$26,609	\$48,659
HANDBOOKS	20,396	\$29,634	\$30,116
SPECIALTY ITEMS	9,190	\$19,256	\$13,004
AUDIO MATERIALS	552	(\$126)	\$492
GROUP/AREA MATERIALS	36,758	\$61,372	\$79,180
MIRACLES HAPPEN	4,452	\$5,010	\$4,901
INVENTORY ADJUSTMENT	14,210	\$0	\$0
Subtotal	\$505,504	\$577,844	\$626,746
Total Cost of Goods	\$2,535,994	\$2,174,642	\$2,332,662
Total Cost of Goods (without Iran)	\$1,848,379	\$1,676,925	\$1,771,291
Net Literature Income	\$7,097,871	\$6,428,073	\$7,056,477
Net Literature Income (without Iran)	\$6,766,242	\$6,307,780	\$6,815,681
FELLOWSHIP DONATIONS			
BREAKDOWN BY DONOR TYPE			
Members	\$12,909	\$18,305	\$12,069
Groups	70,047	\$58,532	\$62,310
Areas	136,717	\$150,328	\$143,031
Regions	552,016	\$706,299	\$710,603
Events/Conventions	31,995	\$55,950	\$31,966
Unity Day	0	\$14,192	\$18,923
Zonal & Other Forums	4,027	\$8,519	\$24,240
Total Donations	\$807,711	\$1,012,125	\$1,003,142
MISCELLANEOUS INCOME			
LICENSED VENDOR PAYMENTS	\$25,850	\$23,000	\$25,570
INTEREST	20,233	\$25,000	\$40,000
MISCELLANEOUS	176	\$0	\$0
Total Miscellaneous Income	\$46,259	\$48,000	\$65,570
OPERATING INCOME (Not including event specific)	\$7,951,841	\$7,488,198	\$8,125,189
OPERATING INCOME (Not including Iran)	\$7,620,212	\$7,367,905	\$7,884,393

Narcotics Anonymous World Services
Consolidated Statement of Activities
 Income Statement - For the Twelve Months Ending 30 June 2009

	YTD ACTUAL	WSC ADOPTED	JAN 09 REVISION
EXPENSE			
<i>LITERATURE PRODUCTION & DISTRIBUTION</i>			
<i>FIXED OPERATIONAL EXPENSES</i>			
MARKETING	\$85,650	\$91,326	\$24,852
IN HOUSE PRODUCTION (not included in Cost of Goods)	\$60,500	\$24,195	\$64,222
TRANSLATIONS (not included in Cost of Goods)	\$71,282	\$41,941	\$58,070
LITERATURE DISTRIBUTION (IRAN)	\$29,568	\$61,453	\$101,927
SHIPPING	\$621,972	\$460,260	\$543,911
BUSINESS PLAN WORK GROUP	\$22,709	\$28,000	\$28,000
LEGAL	\$23,410	\$48,000	\$51,226
LITERATURE PRODUCTION & DISTRIBUTION TRAVEL	\$7,323	\$2,322	\$25,106
ACCOUNTING	\$14,033	\$14,925	\$15,190
PERSONNEL (Includes amount budgeted to variable projects)	\$1,215,393	\$1,026,874	\$1,141,705
OVERHEAD	\$601,013	\$451,312	\$560,111
TECHNOLOGY	\$46,487	\$75,537	\$97,775
Total Literature Production & Distribution	\$2,799,340	\$2,326,145	\$2,712,095
<i>Total Literature Production & Distribution (without Iran)</i>	<i>\$2,769,772</i>	<i>\$2,264,692</i>	<i>\$2,610,168</i>
<i>WORLD SERVICE CONFERENCE SUPPORT</i>			
<i>FIXED OPERATIONAL EXPENSES</i>			
PUBLICATIONS	\$51,265	\$47,018	\$85,242
WORLD SERVICE CONFERENCE BI-ANNUAL MEETING	\$26,409	\$26,699	\$0
WORLD BOARD	\$232,651	\$261,384	\$220,000
HUMAN RESOURCE PANEL	\$17,292	\$27,959	\$20,932
WSC CO-FACILITATOR	\$0	\$473	\$0
WORKSHOPS (Delegate Focused)	\$0	\$0	\$200,000
ACCOUNTING	\$8,620	\$9,168	\$9,829
PERSONNEL (Includes amount budgeted to variable projects)	\$746,598	\$630,794	\$738,750
OVERHEAD	\$369,959	\$277,234	\$362,425
TECHNOLOGY	\$32,669	\$46,401	\$63,266
Subtotal	\$1,485,463	\$1,327,130	\$1,700,444
<i>VARIABLE OPERATIONAL EXPENSES</i>			
CONSENSUS BASED DECISION MAKING	\$0	\$10,000	\$0
LEADERSHIP ORIENTATION MATERIAL	\$0	\$10,000	\$10,000
FELLOWSHIP ISSUE DISCUSSIONS	\$0	\$8,000	\$8,000
MEMBER EXPERIENCE PROJECT	\$2,365	\$0	\$0
FINISHED WSC PROJECTS	\$12,852	\$0	\$0
Subtotal	\$15,217	\$28,000	\$18,000
Total World Service Conference Support	\$1,500,680	\$1,355,130	\$1,718,444



Narcotics Anonymous World Services Consolidated Statement of Activities

Income Statement - For the Twelve Months Ending 30 June 2009

	YTD ACTUAL	WSC ADOPTED	JAN 09 REVISION
FELLOWSHIP DEVELOPMENT			
<i>FIXED OPERATIONAL EXPENSES</i>			
PUBLICATIONS	\$164,723	\$110,027	\$98,552
FELLOWSHIP SUPPORT	\$280,239	\$246,678	\$200,000
PUBLIC RELATIONS	\$136,214	\$137,797	\$113,470
DEVELOPMENTAL LITERATURE	\$572,454	\$266,851	\$343,241
ARCHIVES & INFORMATION MANAGEMENT	\$0	\$21,000	\$21,000
ACCOUNTING	\$13,632	\$14,498	\$15,190
PERSONNEL (Includes amount budgeted to variable projects)	\$1,180,667	\$997,535	\$1,141,705
OVERHEAD	\$634,890	\$438,417	\$560,111
TECHNOLOGY	\$45,158	\$73,378	\$97,775
Subtotal	\$3,027,977	\$2,306,181	\$2,591,044
<i>VARIABLE OPERATIONAL EXPENSES</i>			
PUBLIC RELATIONS DEVELOPMENT	\$68	\$58,000	\$0
SERVICE MATERIALS	\$0	\$0	\$0
SERVICE HANDBOOKS	\$1,502	\$0	\$0
SELF-SUPPORT PAMPHLETS	\$21,426	\$27,000	\$27,000
SERVICE SYSTEM	\$74,260	\$75,000	\$75,000
BOOK LENGTH PIECE LIVING CLEAN	\$115,891	\$90,000	\$90,000
TARGETED LITERATURE	\$30,126	\$32,500	\$32,500
WORKSHOPS	\$1,543	\$256,000	\$0
Subtotal	\$244,816	\$538,500	\$224,500
Total Fellowship Development	\$3,272,793	\$2,844,681	\$2,815,544
EVENTS			
<i>FIXED OPERATIONAL EXPENSES</i>			
FUTURE (AND PRIOR) CONVENTIONS	\$60,225	\$19,500	\$59,500
LEGAL	\$0	\$9,000	\$9,000
ACCOUNTING	\$3,809	\$4,051	\$4,468
PERSONNEL (Includes amount budgeted to variable projects)	\$353,419	\$278,723	\$335,796
OVERHEAD	\$164,542	\$122,499	\$164,739
TECHNOLOGY	\$12,618	\$20,503	\$28,757
Total Events (without event specific)	\$594,613	\$454,276	\$602,260
NAWS EXPENSE (without event specific)	\$8,167,426	\$6,980,232	\$7,848,343
<i>NAWS EXPENSE (without Iran)</i>	<i>\$8,137,858</i>	<i>\$6,918,779</i>	<i>\$7,746,416</i>
EXCESS REVENUE/EXPENSE (without event specific)	(\$215,585)	\$507,966	\$276,846
<i>EXCESS REVENUE/EXPENSE (without Iran)</i>	<i>(\$517,646)</i>	<i>\$449,126</i>	<i>\$137,977</i>



**Narcotics Anonymous World Services
Consolidated Statement of Activities**

Income Statement - For the Twelve Months Ending 30 June 2008

	YTD ACTUAL	WSC ADOPTED	JAN 09 REVISION
EVENT SPECIFIC			
EVENT SPECIFIC INCOME			
WCNA 33 INCOME			
REGISTRATION	\$0	\$0	
SPECIAL EVENTS	\$0	\$0	
NEWCOMER DONATIONS	\$0	\$0	
MERCHANDISE	\$0	\$0	
OTHER SALES	\$50	\$0	
REBATES	\$0	\$0	
Total Event Specific Income	\$50	\$0	\$0
EVENT SPECIFIC EXPENSE			
WCNA 33 EXPENSE			
REGISTRATION	\$6,762	\$0	\$0
SPECIAL EVENTS	\$0	\$0	\$0
PROGRAM	\$162	\$0	\$0
MERCHANDISE	\$0	\$0	\$0
FACILITIES	\$0	\$0	\$0
SUPPORT COMMITTEE	\$28,240	\$0	\$0
ADMINISTRATION	(\$6,413)	\$0	\$0
Total Event Specific Expense	\$28,751	\$0	\$0
Total Event Specific Excess Revenue/Expense	(\$28,701)	\$0	\$0
INCREASE (DECREASE)	(\$244,286)	\$507,966	\$276,846
<i>INCREASE (DECREASE) without Iran</i>	<i>(\$546,347)</i>	<i>\$449,126</i>	<i>\$137,977</i>



MANNON KAPLAN, CPA
 GEORGE NADEL RIVIN, CPA
 EDWIN KANEMARU, CPA
 KENNETH R. HOLMER, CPA
 DOUGLAS S. WAITE, CPA
 CHARLES SCHNAID, CPA
 DONALD G. GARRETT, CPA
 CATHERINE C. GARDNER, CPA
 JEFFREY L. GOSS, CPA
 RICHARD DEFONZO, JD
 JOANNA BOLSKY, CPA
 RONALD D. CHANDLER, CPA
 MICHAEL G. KAPLAN, CPA
 MICHAEL J. QUACKENBUSH, CPA
 EDMOND AVANESS, CPA
 CRANE CURRAN, CPA
 BRIAN J. HARRIS, CPA
 GREGORY E. KLEIN, CPA
 FRED WOLINSKY, CPA
 LINDA BECKER, MBA

STANLEY L. MILLER, CPA (1921-1995)
 PAUL ARASE, CPA (RETIRED)



Miller, Kaplan, Arase & Co., LLP
 CERTIFIED PUBLIC ACCOUNTANTS

SINCE 1941

4123 LANKERSHIM BOULEVARD
 NORTH HOLLYWOOD, CALIFORNIA 91602-2828

(818) 769-2010

FAX (818) 769-3100

MEMBERS
 THE AMERICAN INSTITUTE OF
 CERTIFIED PUBLIC ACCOUNTANTS
 THE CALIFORNIA SOCIETY OF
 CERTIFIED PUBLIC ACCOUNTANTS
 BAKER TILLY INTERNATIONAL

OTHER OFFICES:
 SAN FRANCISCO
 SEATTLE
 LAS VEGAS

WWW.MILLERKAPLAN.COM

Independent Auditors' Report

To the World Board of
 Narcotics Anonymous World Services, Inc.

We have audited the accompanying consolidated statements of financial position of Narcotics Anonymous World Services, Inc. (the "Organization") as of June 30, 2009, 2008 and 2007, and the related consolidated statements of activities, functional expenses and cash flows for the years then ended. These consolidated financial statements are the responsibility of the Organization's management. Our responsibility is to express an opinion on these consolidated financial statements based on our audits.

We conducted our audits in accordance with auditing standards generally accepted in the United States of America. Those standards require that we plan and perform the audits to obtain reasonable assurance about whether the consolidated financial statements are free of material misstatement. An audit includes examining, on a test basis, evidence supporting the amounts and disclosures in the financial statements. An audit also includes assessing the accounting principles used and significant estimates made by management, as well as evaluating the overall financial statement presentation. We believe our audits provide a reasonable basis for our opinion.

In our opinion, the consolidated financial statements referred to above present fairly, in all material respects, the financial position of Narcotics Anonymous World Services, Inc. as of June 30, 2009, 2008 and 2007 and the changes in its net assets and its cash flows for the years then ended in conformity with accounting principles generally accepted in the United States of America.

Miller, Kaplan, Arase & Co., LLP
 MILLER, KAPLAN, ARASE & CO., LLP

October 19, 2009



**Narcotics Anonymous World Services
Consolidated Statements of Financial Position
Exhibit A**

	<u>June 30, 2009</u>	<u>June 30, 2008</u>	<u>June 30, 2007</u>
Assets			
Current assets:			
Cash and cash equivalents	\$ 1,812,506	\$ 1,433,787	\$ 3,674,754
Investments - at fair value	796,370	1,089,303	1,042,822
Accounts receivable (net of allowance for uncollectible accounts of \$78,820, \$78,820, and \$62,442, respectively)	913,913	901,062	711,906
Publication inventory	1,217,895	878,024	904,920
Prepaid expenses	<u>82,100</u>	<u>163,568</u>	<u>139,965</u>
Total current assets	<u>4,822,784</u>	<u>4,465,744</u>	<u>6,474,367</u>
Property and equipment:			
Furniture and equipment	2,504,928	2,439,580	2,271,860
Leasehold improvements	<u>867,259</u>	<u>853,944</u>	<u>832,297</u>
	3,372,187	3,293,524	3,104,157
Less: accumulated depreciation and amortization	<u>(2,695,317)</u>	<u>(2,286,812)</u>	<u>(2,010,319)</u>
Total property and equipment - net	<u>676,870</u>	<u>1,006,712</u>	<u>1,093,838</u>
Other assets:			
Deposits	245,024	158,620	497,229
Trademarks, software and copyrights (net of accumulated amortization of \$1,054,565, \$936,155, and \$857,500, respectively)	<u>405,541</u>	<u>373,272</u>	<u>340,275</u>
Total other assets	<u>650,565</u>	<u>531,892</u>	<u>837,504</u>
Total assets	<u>\$ 6,150,219</u>	<u>\$ 6,004,348</u>	<u>\$ 8,405,709</u>
Liabilities and net assets			
Current liabilities:			
Accounts payable	\$ 416,884	\$ 424,818	\$ 535,540
Accrued salaries, vacation and tax withholdings payable	224,528	259,758	258,034
Current portion of capital leases payable	108,600	84,462	76,239
Deferred convention revenue	<u>517,787</u>	<u>-</u>	<u>1,041,561</u>
Total current liabilities	1,267,799	769,038	1,911,374
Capital leases payable, less current portion	<u>471,949</u>	<u>580,549</u>	<u>665,011</u>
Total liabilities	1,739,748	1,349,587	2,576,385
Unrestricted net assets	<u>4,410,471</u>	<u>4,654,761</u>	<u>5,829,324</u>
Total liabilities and net assets	<u>\$ 6,150,219</u>	<u>\$ 6,004,348</u>	<u>\$ 8,405,709</u>

See accompanying notes to consolidated financial statements.



**Narcotics Anonymous World Services
Consolidated Statements of Activities
Exhibit B**

	July 1, 2008 to June 30, 2009	July 1, 2007 to June 30, 2008	July 1, 2006 to June 30, 2007
Revenues, gains and other support:			
Sales of publications and program materials	\$ 9,637,023	\$ 8,772,453	\$ 8,433,771
Less discounts and cost of sales	<u>3,506,479</u>	<u>2,972,371</u>	<u>2,780,071</u>
Net sales of publications and program materials	6,130,544	5,800,082	5,653,700
Convention registration and other revenue	103	2,160,006	-
Conference contributions	807,761	980,673	879,863
Interest	20,232	61,619	77,190
Other	<u>25,711</u>	<u>84,534</u>	<u>121,200</u>
Total revenues, gains and other support	<u>6,984,351</u>	<u>9,086,914</u>	<u>6,731,953</u>
Expenses:			
Literature production and distribution	1,902,187	1,924,301	1,771,396
World Service Conference support	1,502,432	1,991,617	1,707,843
Fellowship development	3,179,264	2,531,816	2,508,063
Events	<u>644,758</u>	<u>3,813,743</u>	<u>465,697</u>
Total expenses	<u>7,228,641</u>	<u>10,261,477</u>	<u>6,452,999</u>
Change in net assets	(244,290)	(1,174,563)	278,954
Unrestricted net assets:			
Beginning of year	<u>4,654,761</u>	<u>5,829,324</u>	<u>5,550,370</u>
End of year	<u>\$ 4,410,471</u>	<u>\$ 4,654,761</u>	<u>\$ 5,829,324</u>

See accompanying notes to consolidated financial statements.



**Narcotics Anonymous World Services
Consolidated Statements of Functional Expenses
Exhibit C-1**

Year Ended June 30, 2009

	Literature Production and Distribution	World Service Conference Support	Fellowship Development	Events	Total
Expenses:					
Salaries, wages and payroll taxes	\$ 1,004,975	\$ 650,278	\$ 1,004,974	\$ 295,580	\$ 2,955,807
Employee health benefits	128,147	82,919	128,147	37,690	376,903
Retirement contribution	24,991	16,171	24,991	7,350	73,503
Contract labor	1,938	1,254	1,938	24,097	29,227
Convention expense	-	-	-	89,079	89,079
Occupancy	186,848	101,771	157,281	46,260	492,160
Travel	1,457	942	1,457	429	4,285
Conferences	-	43,700	-	-	43,700
Worldwide workshops	-	-	151,907	-	151,907
Telephone	22,008	14,240	22,008	6,929	65,185
Postage	4,068	3,337	4,068	2,197	13,670
Office expense	53,351	34,521	53,350	15,690	156,912
Depreciation and amortization	179,151	115,921	179,151	52,692	526,915
Professional fees	76,967	20,302	31,375	9,228	137,872
Equipment leases	44,232	28,621	44,231	13,009	130,093
Computer expense	32,046	24,848	32,046	9,426	98,366
Insurance	32,832	21,244	32,832	9,655	96,563
Interest expense	55,102	35,654	55,102	16,207	162,065
Developmental literature	-	-	154,296	-	154,296
Free publications	-	51,265	154,678	-	205,943
Free literature	746	616	318,928	219	320,509
Currency conversion losses	-	-	42,856	-	42,856
Public Relations	-	-	145,538	-	145,538
Workgroups	22,709	2,365	256,057	-	281,131
World Board	-	232,651	-	-	232,651
Fellowship assistance	-	-	138,182	-	138,182
Website expense	12,569	8,133	12,569	3,712	36,983
Other operating expenses	18,050	11,679	31,302	5,309	66,340
Total expenses	\$ 1,902,187	\$ 1,502,432	\$ 3,179,264	\$ 644,758	\$ 7,228,641

See accompanying notes to consolidated financial statements.



**Narcotics Anonymous World Services
Consolidated Statements of Functional Expenses
Exhibit C-2**

Year Ended June 30, 2008

	Literature Production and Distribution	World Service Conference Support	Fellowship Development	Events	Total
Expenses:					
Salaries, wages and payroll taxes	\$ 1,027,547	\$ 616,528	\$ 910,112	\$ 381,660	\$ 2,935,847
Employee health benefits	109,538	65,723	97,019	40,685	312,965
Retirement contribution	22,075	13,246	19,552	8,199	63,072
Contract labor	10,331	5,306	7,832	3,284	26,753
Convention expense	-	-	-	3,059,308	3,059,308
Occupancy	175,399	105,239	155,353	65,148	501,139
Travel	8,435	5,302	13,991	3,133	30,861
Conferences	-	538,939	-	-	538,939
Worldwide workshops	10,070	74,499	209,482	-	294,051
Telephone	23,257	14,146	20,599	24,312	82,314
Postage	25,529	15,875	22,611	38,765	102,780
Office expense	53,100	33,615	47,032	19,723	153,470
Depreciation and amortization	124,303	74,581	110,096	46,169	355,149
Professional fees	78,755	17,753	26,207	27,490	150,205
Equipment leases	43,467	26,080	38,499	16,145	124,191
Computer expense	63,820	38,292	56,527	23,705	182,344
Insurance	16,498	9,898	14,612	6,128	47,136
Interest expense	63,381	38,028	56,137	23,541	181,087
Developmental literature	-	-	141,347	-	141,347
Free publications	124	83,571	98,428	-	182,123
Free literature	227	136	141,659	84	142,106
Public Relations	-	-	112,729	-	112,729
Workgroups	5,513	10,404	6,870	-	22,787
World Board	-	166,697	-	-	166,697
Fellowship assistance	-	-	159,375	-	159,375
Website expense	30,275	18,165	26,815	11,248	86,503
Other operating expenses	32,657	19,594	38,932	15,016	106,199
Total expenses	\$ 1,924,301	\$ 1,991,617	\$ 2,531,816	\$ 3,813,743	\$ 10,261,477

See accompanying notes to consolidated financial statements.



**Narcotics Anonymous World Services
Consolidated Statements of Functional Expenses
Exhibit C-3**

Year Ended June 30, 2007

	Literature Production and Distribution	World Service Conference Support	Fellowship Development	Events	Total
Expenses:					
Salaries, wages and payroll taxes	\$ 959,287	\$ 712,612	\$ 849,653	\$ 219,265	\$ 2,740,817
Employee health benefits	113,888	84,603	100,872	26,031	325,394
Retirement contribution	23,658	17,574	20,954	5,408	67,594
Contract labor	4,962	3,686	4,394	1,134	14,176
Convention expense	-	-	-	64,928	64,928
Occupancy	206,780	111,131	132,502	34,194	484,607
Travel	428	918	1,686	397	3,429
Conferences	-	36,998	-	-	36,998
Worldwide workshops	-	108,595	239,073	-	347,668
Telephone	25,043	19,215	22,181	11,531	77,970
Postage	10,503	8,575	18,548	5,411	43,037
Office expense	51,592	38,326	45,696	11,793	147,407
Depreciation and amortization	143,394	106,520	127,005	32,776	409,695
Professional fees	35,652	23,158	27,611	7,125	93,546
Equipment leases	16,389	12,175	14,515	3,746	46,825
Computer expense	33,288	24,729	29,485	7,609	95,111
Insurance	16,498	12,255	14,612	3,771	47,136
Interest expense	65,526	48,676	58,037	14,977	187,216
Developmental literature	-	-	140,889	-	140,889
Free publications	-	30,788	104,335	-	135,123
Free literature	175	130	50,411	40	50,756
Public relations	-	-	156,134	-	156,134
Workgroups	20,048	11,658	118,692	-	150,398
World Board	-	258,090	-	-	258,090
Fellowship assistance	-	-	179,089	-	179,089
Website expense	18,201	13,521	16,121	4,165	52,008
Other operating expenses	26,084	23,910	35,568	11,396	96,958
Total expenses	\$ 1,771,396	\$ 1,707,843	\$ 2,508,063	\$ 465,697	\$ 6,452,999

See accompanying notes to consolidated financial statements.



**Narcotics Anonymous World Services
Consolidated Statements of Cash Flows
Exhibit D**

	Year Ended		
	June 30, 2009	June 30, 2008	June 30, 2007
Cash flows from operating activities:			
Change in net assets	\$ (244,290)	\$ (1,174,563)	\$ 278,954
Adjustment to reconcile change in net assets to net cash provided (used) by operating activities:			
Depreciation and amortization	526,915	355,149	409,695
(Increase) decrease in assets:			
Accounts receivable	(12,851)	(189,156)	(30,037)
Publication inventory	(339,871)	26,896	(54,539)
Prepaid expenses	81,468	(23,603)	(348,823)
Deposits	(86,404)	338,609	(107,091)
Increase (decrease) in liabilities:			
Accounts payable	(7,934)	(110,722)	254,634
Accrued salaries and withholdings payable	(35,230)	1,724	107,421
Deferred convention revenue	517,787	(1,041,561)	1,041,561
	<u>399,590</u>	<u>(1,817,227)</u>	<u>1,551,775</u>
Net cash provided (used) by operating activities			
Cash flows from investing activities:			
Purchases of investments	(20,232)	(46,481)	(53,856)
Proceeds from the Sale of investments	313,165	-	-
Purchases of property and equipment	(65,348)	(167,719)	(107,454)
Purchases of leasehold improvements	(13,315)	(21,648)	(476)
Payments to secure copyrights and trademarks and purchase software	<u>(150,679)</u>	<u>(111,653)</u>	<u>(104,567)</u>
	<u>63,591</u>	<u>(347,501)</u>	<u>(266,353)</u>
Net cash provided (used) by investing activities			
Cash flows from financing activities:			
Repayment of capital lease obligations	<u>(84,462)</u>	<u>(76,239)</u>	<u>(107,243)</u>
Net increase (decrease) in cash and cash equivalents	378,719	(2,240,967)	1,178,179
Cash and cash equivalents:			
Beginning of year	<u>1,433,787</u>	<u>3,674,754</u>	<u>2,496,575</u>
End of year	<u>\$ 1,812,506</u>	<u>\$ 1,433,787</u>	<u>\$ 3,674,754</u>

Supplemental disclosures of cash flow information: Interest paid during the years ended June 30, 2009, 2008, and 2007 amounted to \$162,065, 181,087, and \$187,216, respectively.

Non-cash investing and financing activities: During the year ended 30 June 2007, NAWS entered into lease obligations for the purchase of equipment in the amount of \$463,780. NAWS also retired, without payment, lease obligations in the amount of \$311,955 during the year ended 30 June 2007.



Notes to Consolidated Financial Statement

Independent Auditors' Report Years Ended June 2009, 2008, and 2007

Note 1 - Organization and Nature of Activities

Narcotics Anonymous World Services, Inc. (NAWS) was incorporated on 25 January 1977 and is headquartered in Chatsworth, California. In addition, NAWS operates a literature distribution facility in Toronto, Canada and offices in Brussels, Belgium, and Iran. NAWS is a not-for-profit organization that provides communications and information for the Fellowship of Narcotics Anonymous (NA). NAWS achieves its purpose by maintaining correspondence with NA groups and service committees, by printing and distributing World Services Conference (WSC) approved literature, and by maintaining the archives and files of NA.

In 1993, NA established the Fellowship Intellectual Property Trust (the Trust). The Trust was established for the purpose of holding and administering all recovery material and other intellectual properties of NA. The Trust is included in the consolidated financial statements of NAWS as a result of common control.

NAWS is exempt under Section 501(c)(3) of the Internal Revenue Code and comparable California Revenue and Taxation Code. The Trust is also exempt under the applicable Internal Revenue Code and comparable California Revenue and Taxation Code. In addition, the Internal Revenue Service has determined that the organization is not a private foundation within the meaning of Section 509(a) of the Internal Revenue Code. Therefore, no provision for Federal and state income taxes was made for either NAWS or the Trust.

Note 2 - Summary of Significant Accounting Policies

A. Consolidation Policy and Basis of Accounting

The accompanying consolidated financial statements include the accounts of NAWS and the Trust. Significant intercompany balances and transactions are eliminated in consolidation. The consolidated financial statements are prepared on the accrual basis of accounting.

B. Financial Statement Presentation

Under Statement of Financial Accounting Standards No. 117, NAWS is required to report information regarding its financial position and activities according to three classes of net assets: unrestricted net assets, temporarily restricted net assets and permanently restricted net assets. As of 30 June 2009, 2008, and 2007, NAWS held no temporarily or permanently restricted net assets.

C. Cash and Cash Equivalents

NAWS considers all funds held in checking and savings accounts to be cash and cash equivalents.

D. Investments

NAWS investments are carried at fair value, which generally represents quoted market price as of the last business day of the year. Certificates of deposit are valued at cost, which approximates fair value. Investments include certificates of deposit, money market funds and government securities.

E. Publication Inventory

Publications and other items held for resale are included in inventory and are carried at the lower of cost or market, with cost determined by the first-in, first-out method.

F. Property and Equipment

Leasehold improvements and furniture and equipment are stated at cost. Major additions are capitalized while replacements, maintenance and repairs that do not improve or extend the useful life of the asset



are expensed. Depreciation is computed using the straight-line method over the estimated useful lives of the related assets, which are as follows:

Leasehold improvements	5 years
Furniture and equipment	5 - 10 years

Depreciation expense for the years ended 30 June 2009, 2008, and 2007 amounted to \$408,680, \$276,493 and 298,839 respectively.

G. Trademarks and Copyrights

The cost of acquiring and defending copyrights and trademarks is capitalized and is being amortized over the approximate economic life of the copyright or trademark, which is estimated to be ten years. The cost of computer software is also capitalized and amortized over a period of seven years. Amortization expense for the years ended 30 June 2009, 2008, and 2007 amounted to \$118,235, \$78,656 and \$110,856, respectively.

H. Accounts Receivable and Allowance for Doubtful Accounts

Accounts receivable are reported net of an allowance for doubtful accounts. The allowance is based on management's estimate of the amount of receivables that will actually be collected. Management estimates uncollectible accounts based on the age of the receivable and other factors.

I. Translation of Foreign Financial Statements

Financial operations in Canada, Europe, and the Middle East are translated throughout the year to United States dollars. Gains or losses resulting from translating foreign currency financial statements are recorded in the consolidated statements of activities.

J. Estimates

The preparation of financial statements in conformity with accounting principles generally accepted in the United States of America requires management to make estimates and assumptions that affect certain reported amounts and disclosures in the financial statements. Actual results could differ from those estimates.

K. Reclassifications

Certain amounts in the 2008 and 2007 financial statements have been reclassified to conform to the 2009 presentation.

Note 3 - Retirement Plan

NAWS maintains a qualified defined contribution retirement plan, which covers all employees. Under the terms of the plan, employees may elect to contribute pre-tax earnings up to the maximum allowable amount. NAWS matches deferrals of up to 5% of compensation based on the employee's number of years of service. The matching contribution to the plan for the years ended 30 June 2009, 2008, and 2007 was \$73,503, \$63,072 and \$67,594, respectively.

Note 4 - Operating and Capital Leases

NAWS has entered into capital lease agreements for the use of telephone and office equipment. The total value of the equipment under capital leases as of 30 June 2009, 2008, and 2007 was \$776,560, \$776,560 and \$855,486, respectively. NAWS also leases equipment and facilities under various operating leases. The following is a schedule of future minimum lease payments under capital leases together with the present value of the net minimum lease payments as of 30 June 2009:



Year ending 30 June	
2010	\$246,528
2011	\$246,528
2012	\$221,172
2013	\$145,104
2014	<u>\$72,552</u>
Total minimum lease payments	\$931,884
Less: amount representing interest expense	<u>(\$351,335)</u>
Net Minimum lease payments	\$580,549

The following is a schedule of future minimum rental payments required under operating leases that have initial or remaining noncancelable lease terms in excess of one year as of 30 June 2009:

Year ending 30 June	
2010	\$315,873
2011	\$88,277
2012	<u>\$23,582</u>
Total minimum payment required	<u>\$427,732</u>

Total payments made under the leases during the years ended 30 June 2009, 2008, and 2007 were \$700,956, \$737,135 and \$639,502 respectively.

Note 5 - Investments

NAWS adopted Financial Accounting Standards Board (“FASB”) SFAS No. 157, “Fair Value Measurements” (“SFAS 157”) on 1 July 2008 for financial assets and liabilities that are recognized or disclosed at fair value in the financial statements on a recurring basis. SFAS 157 defines fair value, establishes a framework for measuring fair value as required by other accounting pronouncements and expands fair value measurement disclosures. The provisions of SFAS 157 were applied prospectively upon adoption and did not have a material impact on NAWS financial statements.

FAS 157 establishes a fair value hierarchy that prioritizes valuation inputs into three levels based on the extent to which inputs used in measuring fair value are observable in the market. The hierarchy is as follows:

Level 1 - Inputs are quoted prices in an active market.

Level 2 - Inputs are based on quoted prices for similar instruments and model-based valuation techniques for which all significant assumptions are observable in the market or can be corroborated by observable market data.

Level 3 - Inputs are generally unobservable and typically reflect management’s estimates of assumptions that market participants would use in pricing the asset or liability.

The following table summarizes the investments at 30 June 2009 based on the inputs used to value them:

	Level 1	Level 2	Level 3	Total
Money market funds	\$ 364,105	\$ -	\$ -	\$ 364,105
Certificates of Deposit	-	-	415,336	415,336
US Government and Government Agency obligations	-	16,228	-	16,228
Equities	701	-	-	701
	<u>\$ 364,806</u>	<u>\$ 16,228</u>	<u>\$ 415,336</u>	<u>\$ 796,370</u>



The following table reconciles the beginning and ending fair value of the Plan's Level 3 investments:

Balance, 1 July 2008	\$ 712,775
Purchases/Accrued Interest	12,325
Sales/Maturities	<u>(309,764)</u>
Balance, 30 June 2009	<u>\$ 415,336</u>

Level 1 investments comprise equities and money market funds traded daily on an active exchange. Level 2 investments consist of government obligations valued based on trade prices for similar securities. Level 3 investments are certificates of deposit reported at cost, which approximates fair value.

In February 2008, the FASB issued FASB Staff Position 157-2, which delays the effective date of SFAS 157 for non-financial assets and liabilities that are not measured at fair value on a recurring basis (at least annually) until fiscal years beginning after 15 November 2008. NAWS is currently, assessing the impact of adopting SFAS 157 for non-financial assets and liabilities on NAWS financial statements.

The following summary represents the fair value for each of the investment categories:

	30 June 2009	30 June 2008	30 June 2007
Investments at fair value as determined by quoted market price:			
US Government and Government Agency obligations	\$ 16,228	\$ 18,713	\$ 21,288
Equities	701	827	-
Money market funds	364,105	356,988	340,260
Investments at estimated fair value:			
Certificates of deposit	<u>415,336</u>	<u>712,775</u>	<u>681,274</u>
Totals	<u>\$ 796,370</u>	<u>\$ 1,089,303</u>	<u>\$ 1,042,822</u>

Note 6 - Concentration of Credit Risk

NAWS places its cash and cash equivalents with high quality financial institutions. Cash and cash equivalents balances exceeded the Federal Deposit Insurance Corporation insurance limits by approximately \$370,000 as of 30 June 2009.

At 30 June 2009, the deposit at a bank account in Iran was approximately \$200,000. The account was in the name of a NAWS employee, who resides in Iran. Subsequent to the year end, approximately \$50,000 was transferred out of that account to a new bank account in Malaysia. The account in Malaysia is also in the name of that particular NAWS employee.

Note 7 - Employment Contract

NAWS has entered into an employment agreement with its Executive Director. The agreement provides for compensation and benefits and expires on 30 December 2009. Should the agreement be terminated by NAWS, certain amounts would be payable to the Executive Director as defined in the agreement.

Fellowship Contributions

In each annual report, we provide an accounting of all of the fellowship contributions we have received from members, groups, and service committees, organized by region. With these numbers, we are able to provide a snapshot comparison of how much of our work is paid for by fellowship contributions and how much is paid for by literature revenue.

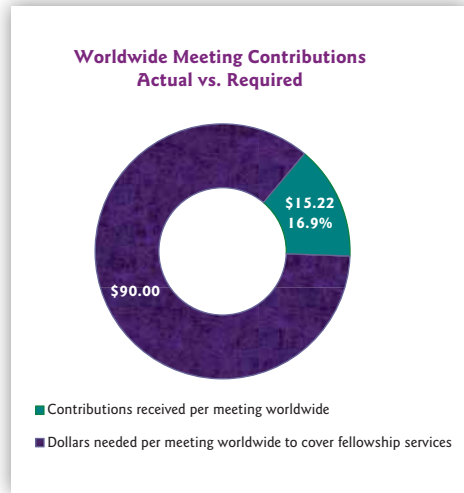
The current state of the global economy presents us with a unique set of challenges. Unlike many other global organizations or companies, NA World Services has a mission and vision that are spiritual in nature and governed by the principles outlined in our recovery program. We are not in a position to simply offer products or cut services to generate revenue with every downturn. To fulfill our spiritual aims in our business endeavors, we rely on the contributions of members, addicts who have found freedom and who are living productive, responsible lives. Through self-support, we are free to focus our efforts entirely on our own primary purpose. But the practice of self-support involves more than just supporting your meeting or even your area; it means supporting NA, helping those most in need, including those hardest hit by the economic downturn. We have an expectation that those who have resources will help support those who do not; that's in line with our spiritual principles. Carrying the message through literature, for example, is easier in some parts of the world than others. The number of people and communities who don't have resources has increased, placing more pressure on those who do have them. More and more demand is coming from communities that have limited resources, compelling those of us who do have resources to give more.

By comparing the total contributions we receive per group each year to the cost per group of services we provide to the fellowship (i.e., WSC support and fellowship development expenses), we are able to get a look at what it would take to have our services fully funded by group contributions. In years prior to the 2008-2009 fiscal year, we had made some progress toward closing this gap, but with the economic downturn this trend has not been sustained.



Annual WSC & Fellowship Development Expenses and Total Worldwide Meetings

Number of meetings worldwide (approx.)	53,038
Contributions received per meeting worldwide	\$807,711
Contributions received per meeting worldwide	\$15.22
Cost to fund Fellowship Services (WSC support and Fellowship Development)	\$4,773,473
Dollars needed per meeting worldwide to cover Fellowship Services	\$90.00
Percentage of Expenses currently covered by fellowship contributions	16.9%

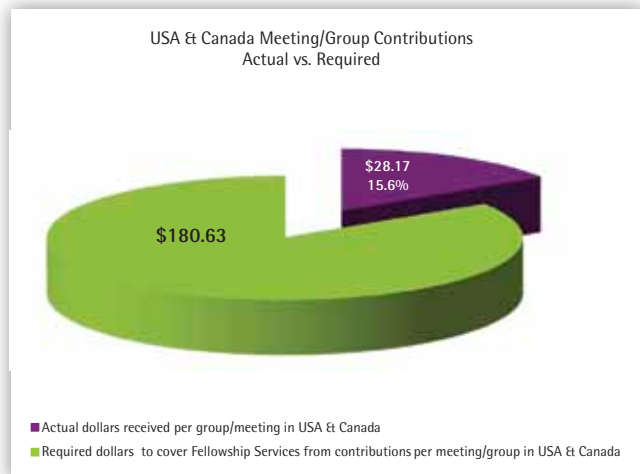


Although we receive contributions from all over the world, the largest portion of those contributions comes from within the US and Canada. Many of the oldest and most well-established NA communities exist in the US and Canada, while communities outside of North America are still developing or may exist in places where the economic reality is such that we do not expect that they will be able to contribute financially in the foreseeable future. In light of these facts, we also generated the same data looking only at how much each individual group or meeting in the US and Canada would need to contribute in order to fully fund the services provided directly to the fellowship by NAWS each year.

Annual WSC & Fellowship Development Expenses and Total US/Canada Meetings

Number of meetings in US and Canada (approx.)	26,489
Contributions received from US and Canada	\$744,589
Contributions received per meeting	\$28.17
Cost to fund Fellowship Services (WSC support and Fellowship Development)	\$4,773,473
Dollars needed per US/Canada meeting to cover Fellowship Services	\$180.63
Percentage of Expenses currently covered by US/Canada contributions	15.6%

Other service bodies can do the same: figure out the cost of delivering effective services in your area or region. Break down those figures into meaningful numbers, such as the amount of contributions needed per group, per month. If we let our members know what we need to be successful in our work, we provide them with an opportunity to see how their contributions come to life.



Regional Contributions

		Jul 2008/ Jun 2009 No. of Contributions	Jul 2008/ Jun 2009 YTD Contributions	Jul 2007/ Jun 2008 Contributions
ABCD Region				
3981601	ABCD REGION	11	2,019.95	700.50
3981201	ADDICTS HELPING ADDICTS	1	20.00	0.00
3981403	AHANA (NY)	1	50.00	121.58
3981402	ALBANY/RENSELAER AREA (NY)	2	320.46	284.38
	INDIVIDUAL MEMBERS	0	0.00	20.00
3981401	MOHAWK RIVER AREA	4	107.94	280.47
	ABCD Region Total:	19	2,518.35	1,406.93
Alabama - Northwest Florida				
3011601	ALABAMA/NW FLORIDA RSC	2	4,956.69	10,734.65
3011203	FIRST STEPS GROUP (AL)	0	0.00	400.00
3011211	GRATITUDE GROUP OF NA (FL)	3	279.47	276.96
3011401	GREATER PENSACOLA ASC	1	220.50	1,246.34
	INDIVIDUAL MEMBERS	1	20.00	0.00
3011215	SPIRITUAL PRINCIPLES GROUP	1	100.00	0.00
3011212	THIRD TRADITION GROUP (FL)	0	0.00	26.38
	Alabama - Northwest Florida Total:	8	5,576.66	12,684.33
Alaska Region				
3021401	ANCHORAGE AREA	8	414.15	0.00
3021211	DYNAMITE THURS NIGHT MEETING	1	4.50	0.00
3021208	FROZEN CHOZEN GROUP	2	100.00	25.00
3021202	WALK YOUR TALK GROUP	10	710.00	0.00
	Alaska Region Total:	21	1,228.65	25.00
Alsask Region				
3731601	ALSASK RSC	3	3,590.18	2,441.31
3731211	BIG ROCK NEWCOMERS	0	0.00	173.70
3731401	CHINOOK AREA (AB)	0	0.00	1,011.00
3731204	JUST FOR TODAY GROUP (AB)	7	279.00	55.00
3731212	SWAT GROUP	1	200.00	0.00
3731201	THE NOONER GROUP (AB)	0	0.00	37.50
	Alsask Region Total:	11	4,069.18	3,718.51
Aotearoa - New Zealand Region				
3761601	AOTEAROA/NEW ZEALAND RSC	0	0.00	8,245.50
	Aotearoa - New Zealand Region Total:	0	0.00	8,245.50
Argentina Region				
3861601	ARGENTINA RSC	0	0.00	10,000.00
	Argentina Region Total:	0	0.00	10,000.00
Arizona Region				
3031202	APACHE JUNCTION NA	4	137.17	248.47
3031601	ARIZONA RSC	1	14,000.00	24,515.77
3031401	CAN NA AREA (AZ)	6	1,130.78	3,559.43
3031203	DEBBIESUE'S GROUP (AZ)	0	0.00	24.95
3031403	EAST VALLEY AREA (AZ)	7	783.57	1,785.47
3031206	GRUPO PRIMERO LO PRIMERO	1	31.00	100.00
	INDIVIDUAL MEMBERS	0	0.00	100.00
3031402	MOHAVE COUNTY EAST AREA (AZ)	2	159.00	575.00
3031208	SAFFORD SURVIVORS GROUP	1	90.00	0.00



		Jul 2008/ Jun 2009 No. of Contributions	Jul 2008/ Jun 2009 YTD Contributions	Jul 2007/ Jun 2008 Contributions
Arizona Region continued				
3031405	SOUTHEASTERN ARIZONA ASC	0	0.00	500.00
3031207	SPIRITUALLY FIT WOMEN (AZ)	0	0.00	20.00
	Arizona Region Total:	22	16,331.52	31,429.09
Arkansas Region				
3041601	ARKANSAS RSC	2	5,500.90	2,206.14
3041402	CENTRAL ARKANSAS AREA	6	2,074.57	396.66
3041205	CLEAN & SERENE GROUP (AR)	1	213.49	259.48
3041211	COMMON BOND GROUP (AR)	4	200.00	200.00
	INDIVIDUAL MEMBERS	2	200.00	240.00
3041207	NO MATTER WHAT GROUP	0	0.00	110.00
3041201	PARAGOULD NA GROUP	3	500.00	300.00
3041203	RECOVERY IN THE DAYLIGHT	7	330.70	359.26
3041209	SATURDAY NIGHT LIVE GROUP (AR)	0	0.00	50.00
3041404	TEXARKANA AREA	0	0.00	744.00
	Arkansas Region Total:	25	9,019.66	4,865.54
Australia Region				
3831601	AUSTRALIAN REGION	1	1,114.80	0.00
3831203	NEWTOWN STEPS GROUP	0	0.00	150.00
3831401	SOUTH AUSTRALIAN ASC	1	1,480.00	467.80
	Australia Region Total:	2	2,594.80	617.80
Baja-son Region				
3283001	BAJA - CACHANILLA CONVENTION	1	303.75	450.00
3281601	BAJA SON REGION	1	50.00	0.00
	Baja-son Region Total:	2	353.75	450.00
Best Little Region				
3063001	BEST LITTLE REGION CONVENTION	1	1,136.03	0.00
3061208	NA HOPE GROUP (TX)	11	150.00	180.00
3061204	NOTHING TO FEAR GROUP (TX)	1	26.96	174.10
3061403	PANHANDLE AREA (TX)	9	128.32	265.42
3061201	SERENITY GROUP (TX)	7	492.00	448.00
3061401	UNITY AREA OF WEST TEXAS	2	200.00	255.00
	Best Little Region Total:	31	2,133.31	1,322.52
Bluegrass-Appalachian Region				
30K1601	BLUEGRASS-APPALACHIAN RSC	0	0.00	628.00
30K1401	GRASS ROOTS AREA	1	250.00	0.00
30K1202	HUGS NOT DRUGS GROUP (KY)	0	0.00	200.00
30K1403	KENTUCKY SURVIVORS AREA	0	0.00	682.00
	Bluegrass-Appalachian Region Total:	1	250.00	1,510.00
Brazil Region				
3821402	ASC INTERIOR PAULISTA	1	76.00	100.50
3821203	ENCONTREI GROUP	7	96.00	24.00
3821204	GRUPA ESPERANZA (BRASIL)	1	100.00	75.00
3821202	GRUPO JARDINS (BRAZIL)	0	0.00	430.00
	INDIVIDUAL MEMBERS	2	1,050.00	0.00
	Brazil Region Total:	11	1,322.00	629.50



		Jul 2008/ Jun 2009 No. of Contributions	Jul 2008/ Jun 2009 YTD Contributions	Jul 2007/ Jun 2008 Contributions
British Columbia Region				
3071216	BASIC TEXT GROUP (BC)	3	68.74	0.00
3071214	BREAKFAST ON THE STEPS	3	420.15	0.00
3071601	BRITISH COLUMBIA RSC	3	8,000.00	9,858.40
3071215	DOOR TO SERENITY	1	20.00	0.00
3071201	HOPE GROUP (BC)	1	500.00	0.00
	INDIVIDUAL MEMBERS	1	150.00	100.00
3071218	IT WORKS FOR US	1	139.58	0.00
3071206	JUST AS WE ARE GROUP (BC)	2	150.00	270.00
3071207	JUST FOR TODAY GROUP (BC)	0	0.00	150.00
3071204	NEVER TOO YOUNG GROUP (BC)	8	132.69	103.67
3071217	NEW WEST NOONERS	1	100.00	0.00
3071205	PORT HARDY NA (BC)	0	0.00	225.00
3071203	SATURDAY NIGHT LIVE GROUP (BC)	1	50.00	0.00
3071209	SOOKE MONDAY NIGHT UNITY	3	260.00	60.00
3071406	SOUTH VANCOUVER ISLAND (BC)	1	192.73	516.28
3071202	TUNNEL OF LIGHT GROUP (BC)	1	80.00	0.00
	British Columbia Region Total:	30	10,263.89	11,283.35
Buckeye Region				
3081601	BUCKEYE RSC	1	600.00	1,200.00
3081401	WESTERN RESERVE AREA (WRASCNA)	11	110.00	90.00
	Buckeye Region Total:	12	710.00	1,290.00
California Inland Region				
3801203	ALL ABOUT RECOVERY GROUP	0	0.00	50.00
3801601	CALIFORNIA INLAND RSC	3	6,378.13	151.32
	INDIVIDUAL MEMBERS	1	5.00	5.00
3601215	TRADITIONS 101 GROUP	1	48.00	94.00
	California Inland Region Total:	5	6,431.13	300.32
California Midstate Region				
3091601	CALIFORNIA MID STATE RSC	2	11,390.53	0.00
3091401	FOOTHILL AREA (CA)	8	50.45	83.40
	California Midstate Region Total:	10	11,440.98	83.40
Canadian Atlantic Region				
3401601	CANADIAN ATLANTIC REGION	0	0.00	543.00
	Canadian Atlantic Region Total:	0	0.00	543.00
Carolina Region				
30P1401	CAPITAL AREA (NC)	4	578.36	606.69
3101601	CAROLINA RSC	3	5,000.00	10,000.00
3101210	FLOWERTOWN NA	11	687.60	343.35
3101234	GATEWAY TO FREEDOM GROUP	11	105.00	76.00
30P1405	GREATER CHARLOTTE AREA (NC)	2	299.77	1,451.36
	INDIVIDUAL MEMBERS	2	1,100.00	0.00
30P1203	JUST FOR TODAY GROUP (NC)	3	45.15	146.75
30P1406	LAKE NORMAN AREA	1	250.00	0.00
3101406	PORT CITY AREA OF NA	3	163.97	0.00
3101403	SOUTH COASTAL AREA (SC)	7	107.29	100.25
3101226	STAY CLEAN GROUP (SC)	1	200.00	542.00



		Jul 2008/ Jun 2009 No. of Contributions	Jul 2008/ Jun 2009 YTD Contributions	Jul 2007/ Jun 2008 Contributions
Carolina Region continued				
3101401	SUN CITY AREA (SC)	2	246.73	435.98
3101232	WORTH THE RIDE GROUP	1	100.00	0.00
	Carolina Region Total:	51	8,883.87	13,702.38
Central Atlantic Region				
3541601	CENTRAL ATLANTIC REGION	2	2,146.62	0.00
3541203	IT CAN BE DONE GROUP (VA)	5	42.80	81.60
3541214	LIFELINE GROUP	6	85.00	60.52
3541407	NEW DOMINION AREA (NDANA)	4	4,014.86	2,139.61
3541206	NEW VISION GROUP (VA)	12	210.80	216.30
3541403	PIEDMONT AREA (VA)	3	1,650.00	885.00
3541216	THE PAIN STOPS HERE	2	35.00	0.00
	Central Atlantic Region Total:	34	8,185.08	3,383.03
Central California Region				
3111601	CENTRAL CALIFORNIA RSC	0	0.00	7,174.59
3111401	CENTRAL COAST AREA (CA)	11	289.93	464.88
3111403	COUNTY LINE AREA (CA)	3	742.09	1,710.00
3111217	FRIDAY STEP STUDY GROUP (CA)	1	87.12	232.00
3111402	GOLD COAST AREA (CA)	10	2,021.25	6,791.91
	INDIVIDUAL MEMBERS	0	0.00	13.00
3111404	KERN COUNTY AREA	10	800.00	303.87
3111205	NACHATROOM.ORG GROUP (CA)	0	0.00	99.00
3111204	NEW ATTITUDES GROUP (CA)	4	350.00	332.69
3111203	STAY IN THE SOLUTION GROUP	12	692.36	509.00
	Central California Region Total:	51	4,982.75	17,630.94
Chesapeake & Potomoc Region				
3121203	ANOTHER LOOK GROUP (VA)	3	245.00	48.00
3121601	CHESAPEAKE AND POTOMAC RSC	4	31,339.92	24,478.11
3121201	IT WORKS HOW & WHY GROUP (MD)	9	104.97	101.00
3121401	NORTHERN VIRGINIA AREA (NORVA)	1	500.00	1,500.00
3121207	PLAN B NA GROUP	1	10.00	0.00
	Chesapeake & Potomoc Region Total:	18	32,199.89	26,127.11
Chicagoland Region				
3131202	BASIC MEETING (IL)	0	0.00	30.00
3131601	CHICAGOLAND RSC	2	1,422.33	1,000.00
3131215	HOW GROUP OF NA	0	0.00	80.00
	INDIVIDUAL MEMBERS	1	75.00	1.00
3131216	MEDITATION ON MONDAY	1	46.00	0.00
3131204	NA HOW GROUP	2	58.00	165.00
3131212	NIGHT BEFORE CHRISTMAS (IL)	3	61.54	22.00
3131405	NORTH CITY ASC	0	0.00	228.87
3131404	SOUTH CITY AREA (IL)	0	0.00	59.68
3131205	SUNDAY NIGHT MAGIC GROUP	0	0.00	75.00
3131403	SWANA (IL)	10	350.97	239.17
3131214	WALK THIS WAY GROUP OF NA	0	0.00	300.00
	Chicagoland Region Total:	19	2,013.84	2,200.72
Chile Region				
30E1601	CHILE REGION	0	0.00	335.00
	Chile Region Total:	0	0.00	335.00



	Jul 2008/ Jun 2009 No. of Contributions	Jul 2008/ Jun 2009 YTD Contributions	Jul 2007/ Jun 2008 Contributions
Colombia Region			
3141210	0	0.00	5.01
3141402	0	0.00	12.16
3141400	0	0.00	12.60
3141601	1	515.24	682.00
3141206	0	0.00	9.82
3141211	0	0.00	12.28
3141205	0	0.00	5.96
3141202	2	22.26	49.93
3141203	0	0.00	2.99
3141208	1	154.55	150.85
<i>Colombia Region Total:</i>	<u>4</u>	<u>692.05</u>	<u>943.60</u>
Colorado Region			
3151228	1	26.85	0.00
3151404	0	0.00	100.00
3151205	2	278.39	174.50
3151601	4	5,541.23	1,000.00
3151215	2	84.00	131.04
	2	60.00	90.00
3151226	0	0.00	16.63
3151405	2	456.52	1,147.25
3151207	1	48.00	127.20
3151208	0	0.00	100.00
3151406	7	205.13	74.99
3151209	0	0.00	17.00
3151220	0	0.00	43.94
3151227	1	30.00	0.00
3151203	10	355.53	399.37
3151206	0	0.00	32.00
<i>Colorado Region Total:</i>	<u>32</u>	<u>7,085.65</u>	<u>3,453.92</u>
Connecticut Region			
3161210	0	0.00	284.22
3161601	7	12,737.21	17,683.63
3161401	7	2,775.78	541.17
	1	5.00	0.00
3161211	1	100.00	0.00
3161201	2	92.00	479.00
3161203	1	35.00	0.00
<i>Connecticut Region Total:</i>	<u>19</u>	<u>15,744.99</u>	<u>18,988.02</u>
Costa Rica Region			
3951601	2	350.00	0.00
3951201	0	0.00	300.00
<i>Costa Rica Region Total:</i>	<u>2</u>	<u>350.00</u>	<u>300.00</u>
Denmark Region			
	0	0.00	90.00
3171401	1	1,690.00	0.00
3171202	1	100.00	100.00
<i>Denmark Region Total:</i>	<u>2</u>	<u>1,790.00</u>	<u>190.00</u>



		Jul 2008/ Jun 2009 No. of Contributions	Jul 2008/ Jun 2009 YTD Contributions	Jul 2007/ Jun 2008 Contributions
Eastern New York Region				
30A1227	CHANGE IS THE GAME	1	25.00	0.00
30A1208	CONSPIRACY OF RECOVERY GROUP	1	10.00	0.00
30A1221	DAYSTAR GROUP	6	201.95	66.00
30A1226	DAYSTEPPERS NA GROUP	6	198.00	97.00
30A1601	EASTERN NEW YORK REGION	0	0.00	4,000.00
30A1213	GRUPO ESPERANZA (NY)	2	50.00	140.00
30A1222	GRUPO LIBRATAD (NY)	0	0.00	30.00
30A1225	HOPEFUL IN HICKSVILLE INDIVIDUAL MEMBERS	7 1	627.00 100.00	213.00 0.00
30A1206	LIFE AFTER DRUGS GROUP (NY)	0	0.00	30.00
30A1404	METRO AREA HISPANA	0	0.00	200.00
30A1402	NASSAU AREA	0	0.00	5,000.00
30A1223	SERENITY SUNDAY GROUP	0	0.00	60.00
30A1224	THE PROGRAM (NY)	2	215.46	445.00
Eastern New York Region Total:		26	1,427.41	10,281.00
Eastern Pennsylvania Region				
30O1601	EASTERN PENNSYLVANIA REGION	0	0.00	11,742.81
Eastern Pennsylvania Region Total:		0	0.00	11,742.81
Ecuador Region				
3933003	CRENA X (ECUADOR)	0	0.00	302.36
3931601	ECUADOR REGION	1	127.58	0.00
Ecuador Region Total:		1	127.58	302.36
Egypt				
3991606	EGYPT REGION	1	622.00	0.00
Egypt Total:		1	622.00	0.00
Florida Region				
3181203	A TRAIN TO SOMEWHERE GROUP	7	181.58	134.97
3181226	CIRCLE OF HOPE MEETING	2	11.12	0.00
3181404	DAYTONA AREA (FL)	0	0.00	100.00
3181601	FLORIDA RSC	1	12,212.18	27,653.40
3181208	GIVE IT UP GROUP	5	234.06	64.83
3181401	GREATER ORLANDO AREA	5	2,430.52	2,722.87
3181202	HOW TO LIVE GROUP (FL) INDIVIDUAL MEMBERS	0 4	0.00 40.00	30.87 1,525.00
3181225	IT WORKS GROUP	2	26.00	0.00
3181215	JUST FOR TODAY GROUP (FL)	4	368.00	617.06
3181206	KISSIMMEE CONNECTION	1	17.31	0.00
3181228	MIDDLEBURG GROUP	1	30.00	0.00
3181209	NEW BEGINNINGS GROUP (FL)	2	70.00	142.00
3181402	PALM COAST AREA (FL)	4	3,583.54	3,753.00
3181222	RECOVERY MATTERS GROUP (FL)	11	352.22	420.62
3181229	ROAD TO RECOVERY	1	6.20	0.00
3181227	SATURDAY NA	1	11.92	0.00
3181201	STEPS TO FREEDOM GROUP (FL)	7	259.60	244.25
3181207	THE LIE IS DEAD GROUP (FL)	0	0.00	29.71
3181217	WOLF GROUP (FL)	0	0.00	25.00
Florida Region Total:		58	19,834.25	37,463.58



		Jul 2008/ Jun 2009 No. of Contributions	Jul 2008/ Jun 2009 YTD Contributions	Jul 2007/ Jun 2008 Contributions
France Region				
3871601	FRANCE RSC	3	9,548.92	0.00
<i>France Region Total:</i>		<u>3</u>	<u>9,548.92</u>	<u>0.00</u>
Free State Region				
3191202	CANTON NOON	1	60.00	180.00
3191214	CLEAN AND SERENE DREAMERS	1	100.00	0.00
3193001	FREE STATE REGIONAL CONVENTION	1	7,112.20	3,500.00
3191601	FREE STATE RSC	9	17,822.43	32,356.47
	INDIVIDUAL MEMBERS	2	200.00	100.00
3191203	JOY OF RECOVERY	0	0.00	100.00
3191201	STEPPIN AT NOON GROUP	2	400.00	0.00
3191210	THURSDAY NIGHT CANDLELITE	0	0.00	3.75
<i>Free State Region Total:</i>		<u>16</u>	<u>25,694.63</u>	<u>36,240.22</u>
Georgia Region				
3201238	A NEW WAY TO LIVE	3	70.00	0.00
3201239	ABOVE & BEYOND GROUP	1	100.00	0.00
3201224	BLIND FAITH GROUP (GA)	11	501.62	474.59
3201405	CENTRAL SAVANNAH RIVER AREA	1	300.00	0.00
3201208	CLOSE ENCOUNTERS GROUP	7	432.51	388.00
3201212	DOWNUNDER GROUP (GA)	2	98.44	599.00
3201209	FREE TO BE ME GROUP	0	0.00	90.00
3201601	GEORGIA RSC	2	15,917.86	24,689.10
	INDIVIDUAL MEMBERS	1	200.00	50.00
3201206	INTERNATIONAL CITY GROUP OF NA	10	220.30	206.23
3201231	IP #2 GROUP OF NA	7	185.54	183.47
3201220	JUST FOR TODAY GROUP (GA)	0	0.00	60.48
3201234	LEARNING TO LIVE GROUP	0	0.00	42.50
3201214	LIVING FREE GROUP (GA)	7	450.71	521.51
3201236	MACON MIRACLES GROUP	7	1,001.30	0.00
3201215	MEETING IN THE MOUNTAINS	0	0.00	81.63
3201237	NEW BEGINNINGS GROUP	1	210.00	0.00
3201228	NEW BEGINNINGS GROUP (GA)	1	54.98	0.00
3201205	NEW HORIZON GROUP (GA)	3	115.27	246.47
3201235	SPIRITUAL PRINCIPLES	1	97.54	191.00
3201211	START LIVING GROUP (GA)	0	0.00	150.00
3201216	STONE COLD RECOVERY (GA)	1	200.00	340.80
3201227	SURRENDER GROUP (GA)	9	464.11	482.00
3201229	THE BACKROOM GROUP	4	633.45	605.00
3201221	THE GETTING OFF GROUP (GA)	1	224.15	0.00
3201204	WE DO RECOVER GROUP (GA)	3	75.00	100.00
3201217	WE SURRENDER GROUP (GA)	5	68.36	436.38
3201213	WITHOUT PARALLEL GROUP (GA)	6	150.00	200.00
<i>Georgia Region Total:</i>		<u>94</u>	<u>21,771.14</u>	<u>30,138.16</u>
German Speaking Region				
3211601	GERMAN SPEAKING RSC	2	708.42	861.84
3211202	PEACE OF MIND GROUP	0	0.00	10.00
<i>German Speaking Region Total:</i>		<u>2</u>	<u>708.42</u>	<u>871.84</u>



		Jul 2008/ Jun 2009	Jul 2008/ Jun 2009	Jul 2007/ Jun 2008
		No. of Contributions	YTD Contributions	Contributions
Greater Illinois Region				
3221601	GREATER ILLINOIS RSC	2	3,157.86	2,493.05
3221401	ILLINOIS VALLEY AREA (IL)	3	484.90	658.00
	INDIVIDUAL MEMBERS	1	85.00	130.00
3221202	IT WORKS HOW & WHY GROUP (IL)	4	193.34	75.00
3221204	SERENITY SEEKERS (IL)	0	0.00	245.00
3221201	THE MEETING (IL)	0	0.00	75.00
	Greater Illinois Region Total:	10	3,921.10	3,676.05
Greater New York Region				
3231255	A GREATER CONSCIOUSNESS	0	0.00	48.00
3231214	BACK TO BASICS GROUP (NY)	0	0.00	30.00
3231230	DO WE OR DON'T WE GROUP	1	200.00	0.00
3461210	FRIDAY FREEDOM GROUP	2	265.00	294.00
3231601	GREATER NEW YORK RSC	4	600.00	3,760.58
3231205	GUT LEVEL GROUP (NY)	0	0.00	20.00
	INDIVIDUAL MEMBERS	16	430.00	423.00
3231207	LUNCH TIME RECOVERY (NY)	0	0.00	50.00
3231403	NEW YORK CITY AREA	4	1,100.00	4,617.05
3231401	OPEN ARM AREA (NY)	0	0.00	58.37
3231257	PRACTICING PRINCIPLES (NY NY)	6	175.00	88.00
3231254	RECOVERY ON THE BLVD (NY)	0	0.00	79.00
3231402	ROCKLAND AREA	0	0.00	450.00
3231258	SATURDAY NIGHT STEP UP GROUP	3	250.00	0.00
3231206	SATURDAY SERENITY GROUP (NY)	3	340.00	250.00
3231209	SERENITY NOW GROUP (NY)	0	0.00	300.00
3231240	THE DREAM IS REAL GROUP	0	0.00	19.00
3231210	THE LITTLE MEETING (NY)	0	0.00	315.75
3461209	THE ONLY GAME IN TOWN (NY)	8	487.64	246.00
3231256	TOGETHER ON SUNDAY (NY)	0	0.00	42.25
3231259	WHEN AT THE END OF THE ROAD	1	75.00	0.00
	Greater New York Region Total:	48	3,922.64	11,091.00
Greater Philadelphia Region				
3241203	A NEW BEGINNING GROUP (PA)	0	0.00	100.00
3241401	DELCO AREA	5	1,534.39	1,607.92
3241207	EASY DOES IT GROUP	2	125.00	0.00
3241201	FOLSOM GROUP	10	350.00	275.00
3241601	GREATER PHILADELPHIA RSC	1	500.00	0.00
	INDIVIDUAL MEMBERS	1	99.99	0.00
3241204	NEVER ALONE GROUP (PA)	0	0.00	126.25
3241202	TWELVE STEPS TO FREEDOM	0	0.00	60.00
	Greater Philadelphia Region Total:	19	2,609.38	2,169.17
Greece Region				
	INDIVIDUAL MEMBERS	4	365.00	0.00
	Greece Region Total:	4	365.00	0.00
Guatemala Region				
3011601	GUATEMALA REGION	0	0.00	135.00
	Guatemala Region Total:	0	0.00	135.00



		Jul 2008/ Jun 2009 No. of Contributions	Jul 2008/ Jun 2009 YTD Contributions	Jul 2007/ Jun 2008 Contributions
Hawaii Region				
3251601	HAWAII RSC	3	309.47	1,564.31
	INDIVIDUAL MEMBERS	2	250.00	0.00
3251401	OAHU AREA (HI)	11	1,409.60	799.33
	Hawaii Region Total:	16	1,969.07	2,363.64
India Region				
30G1201	NEW AWAKENING GROUP (INDIA)	0	0.00	50.00
	India Region Total:	0	0.00	50.00
Indiana Region				
3261406	CENTRAL INDIANA AREA (CIASC)	3	464.73	4,226.63
3261401	CROSS ROADS AREA (IN)	4	539.99	474.83
3263002	END OF SUMMER CELEBRATION	1	200.00	100.00
3261220	FOUNDATION FIRST GROUP	3	110.00	0.00
3263001	INDIANA REGION CONVENTION	0	0.00	7,000.00
3261601	INDIANA RSC	5	3,595.02	5,442.77
	INDIVIDUAL MEMBERS	3	295.00	450.00
3261209	IT WORKS HOW & WHY GROUP (IN)	1	121.00	0.00
3261403	MID - STATE AREA (IN)	7	762.40	827.00
3261219	MIRACLES OF RECOVERY (IN)	5	100.00	80.00
3261405	NORTHEASTERN INDIANA AREA	2	112.89	154.65
3261202	RATS NA DRAIN DITCH GROUP	0	0.00	82.00
3261204	SOLIDARITY GROUP	0	0.00	42.97
3261402	SOUTH SHORE AREA (IN)	4	2,797.00	2,855.00
3261212	TUESDAY NIGHT NA (IN)	4	56.26	79.49
3261205	WONDERFUL PLACE GROUP (IN)	0	0.00	7.59
	Indiana Region Total:	42	9,154.29	21,822.93
Iowa Region				
3271202	CARROLL CLEAN AND SERENE (IA)	2	300.00	300.00
3271601	IOWA RSC	3	3,564.82	2,000.00
3271203	MIRACLES OF RECOVERY (IA)	0	0.00	400.00
3271402	SIOUXLAND AREA (IA)	2	325.00	0.00
3271206	VISION OF HOPE NA	0	0.00	75.00
	Iowa Region Total:	8	4,189.82	2,775.00
Iran Region				
30M1601	IRAN REGION	0	0.00	15,000.00
	Iran Region Total:	0	0.00	15,000.00
Ireland Region				
3881601	IRELAND RSC	1	1,350.00	0.00
3881401	SOUTH EAST AREA IRELAND	1	157.53	0.00
	Ireland Region Total:	2	1,507.53	0.00
Japan Region				
	INDIVIDUAL MEMBERS	1	20.00	0.00
3291601	JAPAN REGION	3	1,500.00	1,534.40
	Japan Region Total:	4	1,520.00	1,534.40



		Jul 2008/ Jun 2009 No. of Contributions	Jul 2008/ Jun 2009 YTD Contributions	Jul 2007/ Jun 2008 Contributions
Kentuckiana Region				
3301215	12 STEPPERS	1	250.00	100.00
3301203	HOW IT WORKS GROUP (KY)	1	60.00	134.23
	INDIVIDUAL MEMBERS	1	25.00	69.12
3301601	KENTUCKIANA RSC	0	0.00	922.73
3301205	LIVING THE PROGRAM GROUP	2	22.00	20.00
3301201	OFF THE WALL GROUP (KY)	0	0.00	150.00
3301216	SERENE WARRIORS GROUP	0	0.00	200.00
3301206	WE DO RECOVER GROUP (KY)	0	0.00	55.00
	Kentuckiana Region Total:	5	357.00	1,651.08
Le Nordet				
3891601	LE NORDET RSC	1	4,000.00	1,000.20
	Le Nordet Total:	1	4,000.00	1,000.20
Lone Star Region				
3311203	ANOTHER CHANCE GROUP (TX)	9	304.48	415.10
3311223	BROADWAY GROUP (TX)	8	224.04	343.90
3311228	CARROLLTON FARMERS BRANCH NA	0	0.00	50.00
3311229	CEDAR CREEK NA	1	115.00	0.00
3311227	CROSSROADS GROUP	0	0.00	49.72
3311226	DOWNTOWN GROUP (TX)	11	220.00	130.00
3311207	JUST FOR TODAY GROUP (TX)	1	50.00	225.00
3311212	LAST HOUSE ON THE BLOCK (TX)	9	186.23	215.14
3311208	LIVING RECOVERY GROUP (TX)	3	90.35	30.49
3311601	LONE STAR RSC	5	4,000.00	1,200.00
3311209	NEW BEGINNINGS GROUP (TX)	0	0.00	225.00
3311211	NORTHSIDE NA GROUP (TX)	11	775.21	338.30
3311231	NWE LIFE FELLOWSHIP NA	1	38.06	0.00
3311215	RECOVERY NORTH GROUP (TX)	9	45.00	45.00
3311225	SERENITY POINT GROUP (TX)	0	0.00	22.00
3311230	SURRENDER GROUP	9	147.94	0.00
	Lone Star Region Total:	77	6,196.31	3,289.65
Louisiana Region				
3321601	LOUISIANA RSC	0	0.00	3,300.00
	Louisiana Region Total:	0	0.00	3,300.00
Metro Detroit Region				
	INDIVIDUAL MEMBERS	2	1,050.00	0.00
3781601	METRO DETROIT RSC	6	1,500.00	3,900.00
3781403	MONROE COUNTY AREA (MI)	11	700.00	750.00
3781404	OAKLAND COUNTY AREA SERVICE	1	450.01	0.00
3781201	UNCONDITIONAL LOVE GROUP (MI)	0	0.00	50.00
3781401	WW/MC AREA	7	1,681.07	2,105.78
	Metro Detroit Region Total:	27	5,381.08	6,805.78
Mexico Region				
3771401	AREA NORTE DISTRITO FEDERAL	0	0.00	25.00
3771208	GRUPO NUEVO DIA (MEXICO)	0	0.00	400.00
3771209	GRUPO RECUPERACION	1	5.00	0.00
	Mexico Region Total:	1	5.00	425.00



		Jul 2008/ Jun 2009 No. of Contributions	Jul 2008/ Jun 2009 YTD Contributions	Jul 2007/ Jun 2008 Contributions
Michigan Region				
3331402	CAPITAL AREA (MI)	0	0.00	29.82
3331401	GREATER GRAND RAPIDS AREA	3	356.40	700.78
3331207	HEAVENLY EXPRESS GROUP (MI)	2	56.00	20.00
3331229	HOW & WHY GROUP	1	15.00	30.00
	INDIVIDUAL MEMBERS	3	160.00	336.00
3331211	JUST FOR TODAY GROUP (MI)	2	25.00	0.00
3331406	LIVINGSTON COUNTY AREA	0	0.00	195.00
3331228	LONER GROUP	4	92.00	20.00
3331601	MICHIGAN RSC	1	1,421.29	6,067.22
3331204	NATURAL LIFE GROUP	4	265.00	350.00
3331404	SAGINAW BAY AREA	1	125.00	125.00
3331230	SEARCH FOR SERENITY GROUP	2	25.00	0.00
3331407	SWMASCNA	0	0.00	110.00
3331405	TRI - CITY AREA (MI)	1	100.00	80.00
	Michigan Region Total:	24	2,640.69	8,063.82
Mid America Region				
3341401	CENTRAL KANSAS AREA	0	0.00	50.00
3341207	DAY BY DAY GROUP (KS)	0	0.00	104.00
3341211	FIRST THINGS FIRST GROUP (KS)	0	0.00	104.00
3341219	FLYING FREE GROUP (KS)	1	250.00	100.00
3341201	GIFT OF LIFE GROUP (KS)	1	52.00	552.00
3341206	HOW GROUP (KS)	0	0.00	100.00
3341402	JUST FOR TODAY AREA (KS)	1	50.00	208.00
3341203	JUST FOR TODAY GROUP (KS)	1	50.00	52.00
3341601	MID - AMERICA RSC	1	1,584.95	3,395.83
3341222	NEW HOPE GROUP (MO)	1	10.00	0.00
3341210	RECOVERING ADDICTS (RAGS)	0	0.00	168.97
3341217	RECOVERY FIRST GROUP (KS)	2	156.52	618.95
3341403	UNITED KANSAS CITY AREA (KS)	0	0.00	363.30
3341404	UNITY NA AREA (KS)	1	300.00	100.00
	Mid America Region Total:	9	2,453.47	5,917.05
Mid Atlantic Region				
3351405	CHESTER COUNTY AREA OF NA	1	218.59	0.00
3351402	CLEAN ACRES AREA (PA)	0	0.00	965.53
3351202	HOW GROUP (PA)	1	450.00	150.00
3351601	MID - ATLANTIC RSC	2	6,533.69	11,305.15
3351203	SERVICE IS GRATITUDE (PA)	0	0.00	82.50
3351208	WEN & FRIDAY DAILY REPRIEVE	1	95.00	0.00
3351204	WHY IT WORKS GROUP (PA)	0	0.00	67.50
	Mid Atlantic Region Total:	5	7,297.28	12,570.68
Minnesota Region				
3361201	COOP GROUP (MN)	6	68.50	60.99
	INDIVIDUAL MEMBERS	3	60.00	500.00
3361601	MINNESOTA RSC	1	20,000.00	0.00
3361207	NEW WAYS GROUP (MN)	0	0.00	75.00
3361401	OPEN DOOR AREA	1	123.24	0.00
3361214	SUPERSTAR SURVIVORS GROUP	0	0.00	120.35
3361405	VISION OF HOPE AREA OF NA	2	161.00	0.00
	Minnesota Region Total:	13	20,412.74	756.34



		Jul 2008/ Jun 2009 No. of Contributions	Jul 2008/ Jun 2009 YTD Contributions	Jul 2007/ Jun 2008 Contributions
Mississippi Region				
3921201	JUST FOR TODAY GROUP (MS)	4	500.00	400.00
3921213	OUR PRIMARY PURPOSE	1	10.00	0.00
	Mississippi Region Total:	5	510.00	400.00
Montana Region				
3371401	AREA 7	2	200.00	0.00
3371207	CANDLELIGHT GROUP	1	25.00	0.00
3371201	FREEDOM GROUP (MT)	0	0.00	25.00
	INDIVIDUAL MEMBERS	0	0.00	100.00
3371601	MONTANA RSC	5	1,613.22	2,020.49
3371205	NA AFTERSHOCK	0	0.00	5.00
3371206	NEVER ALONE GROUP	1	100.00	0.00
3371202	NEW FREEDOM GROUP (MT)	0	0.00	50.00
	Montana Region Total:	9	1,938.22	2,200.49
Mountain Valley Region				
3381404	BERKSHIRE COUNTY AREA (MA)	11	1,351.41	869.34
3381401	GREEN MOUNTAIN AREA (VT)	0	0.00	1,530.56
3381601	MOUNTAIN VALLEY RSC	0	0.00	1,274.52
3381403	WESTERN MASSACHUSETTS AREA	5	3,619.22	0.00
	Mountain Valley Region Total:	16	4,970.63	3,674.42
Mountaineer Region				
3391201	ANOTHER WAY GROUP (WV)	3	78.00	0.00
3391601	MOUNTAINEER RSC	2	2,200.00	1,700.00
3391203	RECOVERY IN THE FAST LANE (WV)	0	0.00	67.00
	Mountaineer Region Total:	5	2,278.00	1,767.00
Nebraska Region				
3411218	CLEAN AND SERENE GROUP	1	300.00	200.00
3411217	EASY RIDER GROUP	1	75.00	75.00
3411404	ELKHORN VALLEY AREA	14	306.65	290.33
3411208	HAPPY HAVELOCK GROUP	2	143.00	218.00
3411219	HUG UP GROUP	2	157.78	71.00
3411601	NEBRASKA REGION	1	3,853.84	0.00
3411221	POINT OF FREEDOM GROUP	1	45.00	0.00
3411220	SCHOOL OF RECOVERY	4	81.00	0.00
	Nebraska Region Total:	27	4,952.27	864.33
Nepal Region				
3991600	NEPAL REGION	0	0.00	150.00
	Nepal Region Total:	0	0.00	150.00
New England Region				
3421405	GREATER PROVIDENCE AREA	1	2,500.00	1,250.00
	INDIVIDUAL MEMBERS	0	0.00	133.00
3421401	MARTHA'S VINEYARD AREA (MA)	1	2,000.00	2,000.00
3421601	NEW ENGLAND RSC	5	44,858.14	7,802.88
3421220	ROOM TO GROW	2	35.22	0.00
3421217	ROUND TABLE OF RECOVERY	1	39.38	23.00
3421202	WATERTOWN MEN'S GROUP (MA)	1	125.00	111.30
3421218	WOMEN ON THE WEEKENDS (WOW)	2	151.65	0.00
	New England Region Total:	15	49,709.39	11,320.18



		Jul 2008/ Jun 2009	Jul 2008/ Jun 2009	Jul 2007/ Jun 2008
		No. of Contributions	YTD Contributions	Contributions
New Jersey Region				
3431401	BURLINGTON COUNTY AREA	1	628.68	722.44
3431405	GREATER CAMDEN AREA OF NA	1	50.00	0.00
	INDIVIDUAL MEMBERS	2	420.00	260.00
3431207	NEW BEGINNING GROUP (NJ)	1	26.00	0.00
3431601	NEW JERSEY RSC	6	12,200.00	18,300.00
	New Jersey Region Total:	13	13,324.68	19,282.44
North Carolina Region				
30P1223	BASIC TEXT EXPRESS (NC)	3	75.00	75.00
30P1233	BURNSVILLE BACK ROOM	1	13.00	0.00
30P1230	CLEAN FREEDOM GROUP	2	50.00	25.00
30P1218	DRIFTWOOD GROUP (NC)	1	50.00	0.00
30P1231	H O W GROUP	6	150.00	0.00
	INDIVIDUAL MEMBERS	2	2,025.00	100.00
30P1210	KURE BEACH GROUP (NC)	0	0.00	50.00
30P1205	LAST STOP GROUP (NC)	0	0.00	30.00
30P1229	LINKS TO FREEDOM GROUP	2	175.00	150.00
30P1226	NAPD GROUP (NC)	3	350.00	0.00
30P1207	NEW CONNECTIONS GROUP (NC)	0	0.00	600.00
30P1601	NORTH CAROLINA RSC	0	0.00	1,835.63
30P1232	OUT OF BONDAGE	1	200.00	0.00
30P1211	WELCOME HOME GROUP (NC)	1	3.00	27.16
	North Carolina Region Total:	24	3,091.00	2,892.79
Northeast Atlantic Region				
3401201	THE FOUNDATION GROUP (NS)	1	127.00	45.00
	Northeast Atlantic Region Total:	1	127.00	45.00
Northern California Region				
3441228	ALCOHOL IS A DRUG GROUP	4	59.50	67.80
3441234	BACK TO BASICS GROUP (CA)	1	29.03	0.00
3441265	CAMDEN HOME GROUP	1	300.00	0.00
3441411	CENTRAL SIERRA AREA	0	0.00	500.00
3441403	CONTRA COSTA AREA	14	2,809.91	1,884.98
3441266	CONTRA COSTA WOMEN OF NA	1	200.00	0.00
3441246	CREST GROUP	0	0.00	102.00
3441405	EAST BAY NORTH AREA	1	30.00	30.00
3441237	EASY DOES IT GROUP (CA)	0	0.00	100.00
3441262	FIRESIDE GROUP (CA)	0	0.00	41.00
3441203	FREE AT LAST GROUP (CA)	1	40.00	69.74
3441259	FRIDAY NIGHT LIGHTHOUSE (CA)	0	0.00	244.87
3441261	GOOD FRIDAY GROUP (CA)	0	0.00	40.00
3441264	GOOD MORNING GROUP	9	391.87	38.50
3441402	GREATER SAN JOSE AREA	9	7,771.08	9,270.69
3441410	HUMBOLDT - DEL NORTE AREA (HD)	2	100.00	0.00
	INDIVIDUAL MEMBERS	14	424.54	3,195.00
3441247	JUST FOR TODAY GROUP (CA)	1	8.00	11.50
3441257	MEMBERS ONLY GROUP	0	0.00	25.00
3441216	MONDAY NITE WOMEN'S MTG (CA)	0	0.00	42.50
3441223	NA "FUCKNO"	2	102.00	25.00
3441404	NAPA/SOLANO AREA	0	0.00	3,000.00
3443001	NAPA/SOLANO WOMEN'S RETREAT	1	250.00	0.00



		Jul 2008/ Jun 2009 No. of Contributions	Jul 2008/ Jun 2009 YTD Contributions	Jul 2007/ Jun 2008 Contributions
Northern California Region continued				
3441601	NORTHERN CALIFORNIA RSC	10	80,128.82	128,394.93
3441227	ORLAND MUSTARD SEED GROUP	11	183.90	328.02
3441260	PARADISE MONDAY NIGHT (CA)	0	0.00	10.00
3441251	POINT OF FREEDOM GROUP	1	340.00	0.00
3441250	RECOVERY ROCKS GROUP (CA)	2	10.00	20.00
3441401	SAN FRANCISCO AREA	11	1,500.00	2,193.80
3441256	SATURDAY NITE SUBSTITUTE GROUP	1	122.00	144.06
3441269	SEX IN RECOVERY	2	20.00	0.00
3441271	SPIRITUAL FIX GROUP	1	6.00	0.00
3441210	STEOLOGY 101 GROUP	0	0.00	6.83
3441268	SUNDAY NOON MEETING	1	32.00	0.00
3441263	SURVIVING ILLNESS IN RECOVERY	0	0.00	10.00
3441267	TOGETHER WE CAN	1	98.00	0.00
3441270	UNIDOS CON FE	1	20.00	0.00
3441220	WEST PORTAL FRIDAY NIGHT (CA)	0	0.00	370.00
3441252	WILLOW GLEN GROUP	12	1,301.45	1,446.13
3441245	YOUNG PEOPLES GROUP (CA)	0	0.00	154.00
	Northern California Region Total:	115	96,278.10	151,766.35
Northern New England Region				
3381207	DESIGN FOR LIVING	5	164.01	11.37
	INDIVIDUAL MEMBERS	0	0.00	3.13
3451213	MONDAY NIGHT CANDLELIGHT	1	3.00	0.00
3381206	MOST POWERFUL VEHICLE GROUP	1	7.00	278.00
3451601	NORTHERN NEW ENGLAND RSC	1	254.00	1,960.86
3451207	VISION OF HOPE GROUP (NH)	2	76.00	65.00
3451202	WATERVILLE FIVE & DIME GROUP	5	131.98	123.90
	Northern New England Region Total:	15	635.99	2,442.26
Northern New Jersey Region				
3461402	BERGEN AREA	0	0.00	3,250.00
3461207	BURNING DESIRE GROUP (NJ)	0	0.00	3.15
3431403	FREEDOM THROUGH UNITY AREA	11	910.74	263.00
3461405	HUDSON COUNTY AREA	0	0.00	66.00
	INDIVIDUAL MEMBERS	0	0.00	100.00
3461208	IT'S ALL ABOUT CHANGE GROUP	0	0.00	6.50
3461601	NORTHERN NEW JERSEY RSC	3	300.00	700.00
3461401	NORTHWEST NEW JERSEY AREA	3	300.00	1,385.00
	Northern New Jersey Region Total:	17	1,008.16	6,276.23
Northern New York Region				
3471222	4TH COAST LAST CHANCE FOR HOPE	0	0.00	25.00
3471223	GOOD STUFF BACK TO BASICS	1	109.00	160.00
	INDIVIDUAL MEMBERS	2	50.00	50.00
3471601	NORTHERN NEW YORK RSC	5	362.65	300.66
	Northern New York Region Total:	8	521.65	535.66
Norway Region				
	INDIVIDUAL MEMBERS	1	100.00	250.00
3971601	NORWAY REGION	2	13,965.83	10,957.82
	Norway Region Total:	3	14,065.83	11,207.82



		Jul 2008/ Jun 2009 No. of Contributions	Jul 2008/ Jun 2009 YTD Contributions	Jul 2007/ Jun 2008 Contributions
Ohio Region				
3481202	FREE TODAY GROUP (OH)	3	70.00	38.50
3481401	GREATER CINCINNATI AREA	4	218.00	160.32
3481204	HOW GROUP (OH)	0	0.00	20.00
	INDIVIDUAL MEMBERS	3	250.00	45.00
3481227	LATERAL GROUP (OH)	1	250.00	0.00
3481239	MIRACLES GROUP (OHIO)	1	15.00	0.00
3481205	MIRACLES IN RECOVERY (OH)	0	0.00	5.00
3481236	NEW ALIVE GROUP (OH)	7	369.00	200.00
3481235	NEW HOPE GROUP (OH)	0	0.00	93.00
3481237	NORTH HILL NA RECOVERY	0	0.00	20.00
3481601	OHIO RSC (ORSCNA)	5	3,334.94	12,306.42
3481221	OUR WAY NOT MINE GROUP	0	0.00	20.00
3481240	SERENITY DOWN SOUTH	1	40.00	0.00
3481238	SUNDAY IP MEETING	2	115.50	80.00
3481203	TALK THE TEXT GROUP (OH)	0	0.00	70.00
3481229	THERAPUETIC VALUE GROUP (KY)	0	0.00	18.55
3481215	WEST SIDE STORY GROUP	6	335.00	393.56
	Ohio Region Total:	33	4,997.44	13,470.35
Oklahoma Region				
3491204	A SIMPLE WAY GROUP (OK)	1	400.00	0.00
3491226	BROKEN ARROW SERENITY SEEKERS	3	430.00	208.00
3491224	CHELSEA GROUP OF NA	0	0.00	20.00
3491225	GUTHRIE STEP UP GROUP	8	90.00	50.00
3491205	HUMP DAY GROUP (OK)	2	142.68	0.00
	INDIVIDUAL MEMBERS	12	600.00	300.00
3491227	KRAZY BUT KLEAN GROUP OF NA	1	40.00	0.00
3491222	MESSAGE OF HOPE GROUP (OK)	0	0.00	23.00
3491221	NO GRASS GROUP (OK)	1	66.69	80.73
3491203	NOONTIME CONNECTION GROUP	2	200.00	0.00
3491213	NORTHSIDE STROLL GROUP	3	180.00	180.00
3491601	OKLAHOMA RSC	1	6,000.00	6,000.00
3491207	PEACE OF MIND GROUP (OK)	3	90.00	80.00
3491209	SATURDAY NIGHT LIGHT GROUP	1	200.00	0.00
3491208	SERENITY SEEKERS (OK)	0	0.00	234.00
3491212	STEPPIN' OUT GROUP	1	111.47	0.00
3491403	WESTERN AREA (OK)	3	650.00	880.00
	Oklahoma Region Total:	42	9,200.84	8,055.73
Ontario Region				
3501203	ALIVE & WELL GROUP (ON)	0	0.00	75.00
3501212	FREEDOM GROUP (ON)	2	109.00	64.75
3501601	ONTARIO RSC	0	0.00	11,250.00
3501404	OTTAWA AREA	2	1,751.75	537.87
3501402	TORONTO AREA SERVICE COMMITTEE	2	2,200.00	0.00
3501206	TWELVE STEPS TO RECOVERY (ON)	0	0.00	75.00
	Ontario Region Total:	6	4,060.75	12,002.62
Other Forums, Areas, Groups				
3991207	ACTION PACIFIQUE (TAHITI)	0	0.00	100.00
3991413	BAHRAIN ASC	0	0.00	265.00
3991415	BRUSSELS ASC	1	634.36	0.00



		Jul 2008/ Jun 2009 No. of Contributions	Jul 2008/ Jun 2009 YTD Contributions	Jul 2007/ Jun 2008 Contributions
Other Forums, Areas, Groups continued				
3997003	CANADIAN ASSEMBLY (CANA)	1	10,000.00	21,411.70
3993003	CIRCLE OF SISTERS	3	19,052.43	9,950.00
3993006	CONVENCION LATINA DEL SUR	1	500.00	2,000.00
3991410	EGYPT AREA	1	375.00	0.00
3991226	ENGLISH MEETING	1	77.99	0.00
3991223	ENGLISH SUNDAY EVENING GROUP	2	118.58	471.77
3997002	EUROPEAN DELEGATES/EDM	1	321.00	1,045.72
3991402	FRENCH SPEAKING - SWITZERLAND	1	201.54	0.00
3991008	GAUER, OLIVER	1	16.85	0.00
3991414	GERMAN SOUTH ASC/ NAGKS e.V	1	146.69	0.00
	INDIVIDUAL MEMBERS	0	0.00	530.62
3991202	JUST FOR TODAY (GUYANA)	1	50.00	0.00
3991220	JUST FOR TODAY GROUP (S KOREA)	0	0.00	50.00
3991416	KOBENHAVN ASC	1	1,978.44	0.00
3991214	LET GO, LET GOD (WEST INDIES)	0	0.00	25.00
3991412	LITHUANIA AREA	1	500.00	71.32
3997006	MIDWEST ZONAL FORUM	2	396.53	174.25
3993007	MIRACLE OF WOMEN CONFERENCE	0	0.00	100.00
3991408	NETHERLANDS AREA	1	6,343.57	0.00
3997004	PLAINS STATES ZONAL FORUM	0	0.00	672.06
3997001	SOUTHERN ZONAL FORUM	1	600.00	200.00
3993004	TEXAS NA UNITY CONVENTION	0	0.00	878.06
3993002	TEXAS STATE CONVENTION OF NA	1	709.51	344.20
3991227	THE HOT ROD MEETING	1	25.00	0.00
3991225	TUESDAY UTRECT RECOVERY GROUP	0	0.00	50.00
3992002	WORLD CONVENTION UNITY DAY	0	0.00	18,460.54
3993005	WORLD WIDE WORKSHOPS	1	429.00	670.00
3991211	ZANDAGE NOW GROUP (BAHRAIN)	0	0.00	100.00
3992003	ZONAL/WORKSHOPS	0	0.00	135.00
	Other Forums, Areas, Groups Total:	24	42,476.49	57,705.24
Pacific Cascade Region				
3511220	CANBY FRIDAY NITE	0	0.00	100.00
3511406	CENTRAL OREGON HIGH DESERT ASC	1	50.00	0.00
3513001	EUGENE AREA ACTIVITIES	1	345.00	0.00
3511203	FIRESIDE MEN'S STEP STUDY	1	104.62	144.54
3511222	FREEDOM IN THE FLATS	1	25.00	0.00
3511218	GREEN HOUSE GROUP OF NA (OR)	0	0.00	50.00
3511216	HAROLD STREET BLUES	2	100.00	0.00
3511202	HOLE IN THE WALL GROUP (OR)	1	100.00	150.00
3511223	IN THE MEMORY GROUP	1	42.00	0.00
	INDIVIDUAL MEMBERS	1	100.00	10.00
3511217	LA GRANDE NA BURNING DESIRES	1	219.00	129.00
3511407	LINN-BENTON-LINCOLN AREA (OR)	2	50.00	111.13
3511219	ONE PROMISE MANY GIFTS	1	24.00	134.64
3513004	PACIFIC CASCADE CONVENTION	1	2,798.16	0.00
3511601	PACIFIC CASCADE RSC	11	6,057.32	13,283.97
3511224	RENEGADE GROUP	1	100.00	0.00
3511205	RUSH HOUR GROUP (OR)	1	81.50	317.46



		Jul 2008/ Jun 2009	Jul 2008/ Jun 2009	Jul 2007/ Jun 2008
		No. of Contributions	YTD Contributions	Contributions
<i>Pacific Cascade Region continued</i>				
3511213	TOGETHER WE CAN GROUP (OR)	1	70.00	50.00
3511404	TUALATIN VALLEY AREA	3	2,465.50	383.45
3511221	WEST SALEM GROUP	0	0.00	77.92
<i>Pacific Cascade Region Total:</i>		31	12,732.10	14,942.11
Panama Region				
3911601	PANAMA RSC	0	0.00	200.00
<i>Panama Region Total:</i>		0	0.00	200.00
Peru Region				
30C1602	AREA REGIONAL NORTE LIMA PERU	0	0.00	30.00
30C1601	PERU REGION	2	95.00	57.00
<i>Peru Region Total:</i>		2	95.00	87.00
Philippines Region				
3961601	PHILIPPINES REGION	0	0.00	600.00
<i>Philippines Region Total:</i>		0	0.00	600.00
Poland Region				
3991224	ROZWOJ WSPONOTY GROUP	0	0.00	137.04
<i>Poland Region Total:</i>		0	0.00	137.04
Portugal Region				
3521601	PORTUGAL REGION-APNA	1	155.98	166.95
<i>Portugal Region Total:</i>		1	155.98	166.95
Quebec Region				
3531201	BAIE - COMEAU GROUPS	0	0.00	10.00
3531401	CSL SUD-QUEST	3	5,928.82	210.00
3531202	GROUPE EVOLUTION NA	0	0.00	50.00
3531601	QUEBEC RSC/C.S.R.Q.N.A.	0	0.00	10,112.00
<i>Quebec Region Total:</i>		3	5,928.82	10,382.00
Red River Region				
30H1601	RED RIVER RSC	2	600.00	300.00
<i>Red River Region Total:</i>		2	600.00	300.00
Region 51 Narcotics Anonymous				
3621230	ADDICTS TOGETHER (NV)	12	582.58	0.00
3621402	EAST LAS VEGAS AREA	4	2,954.43	3,496.78
3621216	EAST SIDE STORY GROUP (NV)	3	119.05	201.50
3621207	FRIDAY NIGHT PM RECOVERY (NV)	0	0.00	140.00
3621231	GVGNA GROUP	0	0.00	50.00
3621209	HOW IT WORKS GROUP (NV)	0	0.00	57.62
3621233	IT WORKS HOW & WHY	1	45.50	0.00
3621201	LIVING CLEAN GROUP (NV)	3	43.11	138.16
3621234	MONDAY SOLUTION	2	64.00	0.00
3621235	MORE WILL BE REVEALED	2	119.50	0.00
3621203	NEW FOUND FREEDOM GROUP (NV)	7	144.00	236.10
3621232	NEW FREEDOM GROUP	3	80.00	0.00
3621403	NORTH BY NORTHWEST AREA	9	9,935.11	6,940.99
3621601	REGION 51 NARCOTICS ANONYMOUS	2	4,000.00	2,000.00
3621205	THAT WAS THEN THIS IS NOW	1	50.16	25.00
3621228	ULTIMATE HIGH GROUP (NV)	0	0.00	309.61



		Jul 2008/ Jun 2009 No. of Contributions	Jul 2008/ Jun 2009 YTD Contributions	Jul 2007/ Jun 2008 Contributions
Region 51 Narcotics Anonymous continued				
3621208	WEDNESDAY NITE LIVE GROUP (NV)	1	10.50	13.50
3621211	WHERE I'M AT GROUP (NV)	6	96.41	84.51
3621212	YOU ARE A STRANGER HERE ONCE	2	33.00	65.81
	Region 51 Narcotics Anonymous	60	18,277.35	13,759.58
Region del Coqui (Puerto Rico)				
3841405	COMITE NA AREA NORTE CENTRO	4	84.90	160.50
3841403	COMITE SERVICIO NA AREA OESTE	3	38.00	0.00
3841401	NA AREA NORTE CENTRO	0	0.00	89.30
3841601	REGION DEL COQUI	2	500.00	0.00
	Region del Coqui (Puerto Rico) Total:	9	622.90	249.80
Rio Grande Region				
3551209	BASIC GROUP NA (NM)	1	13.18	10.00
3551403	BOSQUE AREA NA	2	85.00	0.00
3551202	CAVERN CITY GROUP (NM)	2	190.00	0.00
3551203	CLEAN IN BELEN (NM)	2	164.33	0.00
3551204	EXPERIENCE, STRENGTH & HOPE	1	15.07	27.00
3551402	GREATER ALBUQUERQUE AREA	4	1,943.79	1,651.68
	INDIVIDUAL MEMBERS	1	135.60	30.00
3551207	MORE WILL BE REVEALED (NM)	6	290.15	133.00
3553001	RIO GRANDE CONVENTION	1	2,000.00	0.00
	Rio Grande Region Total:	20	4,837.12	1,851.68
San Diego/Imperial Region				
3561205	BASIC TEXT STUDY (CA)	0	0.00	64.97
3561220	FRIDAY NITE OWL GROUP (CA)	0	0.00	30.00
3561209	HERE & NOW GROUP (CA)	2	106.95	0.00
	INDIVIDUAL MEMBERS	1	110.25	120.00
3561224	LEARN IT TO LIVE IT GROUP	6	141.00	0.00
3561212	MONDAY NITE BOOK STUDY (CA)	2	180.60	203.62
3561207	NEW WAY OF LIFE GROUP (CA)	5	95.00	100.00
3561402	NORTH COAST AREA (CA)	12	517.41	510.06
3561225	RESPECT THE MIRACLE GROUP	3	73.70	0.00
3561601	SAN DIEGO/IMPERIAL RSC	5	785.51	2,398.09
3561215	SATURDAY MORNING LIVE (CA)	3	86.00	0.00
3561203	SATURDAY NIGHT SPECIAL (CA)	0	0.00	50.00
3561208	SOLUTIONS GROUP (CA)	5	44.00	71.00
3561222	TAKING OFF THE MASK MEETING	2	67.50	0.00
3561221	THE HIGH NOON GROUP	0	0.00	100.00
3561223	WE DO RECOVER	2	100.00	0.00
	San Diego/Imperial Region Total:	48	2,307.92	3,647.74
Show Me Region				
3571206	ANOTHER SUNRISE GROUP	3	490.13	357.05
3571241	GRATITUDE IN RECOVERY	1	104.94	0.00
3571403	GREATER ST CHARLES AREA	2	360.00	949.33
3571404	HEARTLAND AREA OF NA	1	359.86	280.57
	INDIVIDUAL MEMBERS	4	145.00	118.60
3571201	INNER CITY SERENITY GROUP	3	24.10	139.43
3571204	LEBANON NA GROUP (MO)	0	0.00	25.00
3571401	LITTLE EGYPT AREA	1	346.05	0.00
3571236	MACON RECOVERY	10	425.00	169.90



		Jul 2008/ Jun 2009 No. of Contributions	Jul 2008/ Jun 2009 YTD Contributions	Jul 2007/ Jun 2008 Contributions
Show Me Region continued				
3571207	MIRACLES OF LIFE GROUP (MO)	1	35.00	30.00
3571235	NEW BEGINNINGS	0	0.00	100.00
3571218	NEW HOPE GROUP (MO)	0	0.00	35.70
3571215	NEW LIFE GROUP (MO)	1	120.00	120.00
3571237	NEW PERSPECTIVE GROUP	1	100.00	0.00
3571402	NORTHLAND AREA OF NA (MO)	3	290.14	327.46
3571239	ONE STEP CLOSER	1	75.00	0.00
3571209	POINT OF FREEDOM GROUP (MO)	5	120.00	120.00
3571406	PRIMARY PURPOSE AREA OF NA	4	1,470.82	0.00
3571233	RECOVERY AT WORK	0	0.00	25.00
3571232	RECOVERY IN ACTION GROUP (MO)	0	0.00	110.00
3571601	SHOW ME RSC	1	6,268.28	1,400.00
3571240	SPARK OF LIFE	1	198.17	0.00
3571214	STEP BY STEP GROUP (MO)	0	0.00	8.25
3571238	STEPPING STONES NA	1	75.00	0.00
3571202	SURVIVORS GROUP (MO)	2	23.00	39.00
3571203	THE MIRACLE GROUP (MO)	3	35.00	86.00
3571405	UKCANA	4	790.76	213.46
3571234	WOMEN IN RECOVERY (IL)	0	0.00	100.00
	Show Me Region Total:	53	11,856.25	4,754.75
Sierra Sage Region				
3581210	NEVER ALONE GROUP (NV)	0	0.00	120.00
3581202	REACHING FOR RECOVERY GROUP	1	280.00	0.00
3581211	SATURDAY NITE SPECIAL	1	15.38	0.00
3581601	SIERRA SAGE RSC	12	3,050.00	3,000.00
	Sierra Sage Region Total:	14	3,345.38	3,120.00
South Africa				
	INDIVIDUAL MEMBERS	1	15.18	0.00
3991605	SOUTH AFRICA REGION	1	2,934.27	803.00
	South Africa Total:	2	2,949.45	803.00
South Dakota Region				
3051203	NEW HOPE GROUP	1	100.00	74.00
3051403	WEST RIVER AREA (WRANA)	0	0.00	300.00
	South Dakota Region Total:	1	100.00	374.00
South Florida Region				
3591244	ANOTHER LOOK GROUP (FL)	0	0.00	253.00
3591210	BELLEVIEW GROUP FOREST AREA	1	100.00	150.00
3591406	FOREST AREA SERVICE COMMITTEE	1	121.00	0.00
3591402	GOLD COAST AREA (FL)	0	0.00	6,000.00
3591239	GOOD ORDERLY DIRECTIONS (FL)	0	0.00	100.00
	INDIVIDUAL MEMBERS	2	14.00	215.00
3591238	IT WORKS GROUP (FL)	0	0.00	14.00
3591204	LIVE AT POMPEII GROUP	0	0.00	74.30
3591407	MID-COAST AREA SERVICE OF NA	1	57.00	0.00
3591243	MORE WILL BE REVEALED (FL)	12	651.00	627.00
3591235	NEW SUNDAY MORNING (FL)	3	244.00	0.00
3591207	RECOVERY BY THE BOOK GROUP	0	0.00	102.40
3591250	RENACIMIENTO GROUP	1	100.00	0.00
3591245	SATURDAY NIGHT LIVE (FL)	0	0.00	70.00



		Jul 2008/ Jun 2009 No. of Contributions	Jul 2008/ Jun 2009 YTD Contributions	Jul 2007/ Jun 2008 Contributions
South Florida Region continued				
3181403	SHARK COAST AREA (FL)	1	500.00	0.00
3591247	SICKEST OF THE SICK GROUP	2	52.05	0.00
3591401	SOUTH DADE AREA	5	2,200.00	2,250.00
3591601	SOUTH FLORIDA RSC	4	27,071.63	13,916.31
3591242	STAIRWAY TO RECOVERY (FL)	8	177.20	196.80
3591209	STEP OUT OF FEAR GROUP	0	0.00	57.20
3591405	SUNSET COAST AREA (FL)	1	631.42	324.76
3591205	THE TRUTH WILL SET YOU FREE	5	150.00	210.00
3591246	TOGETHER WE GROW	6	65.00	16.00
3591248	UN NUERO AMANECER	1	20.00	0.00
3591249	WOMEN AND RECOVERY	1	36.79	0.00
	South Florida Region Total:	55	32,191.09	24,576.77
Southern California Region				
3601222	CHASE YOUR RECOVERY (CA)	0	0.00	115.00
3603002	CLEAN AND SERENE SURF RETREAT	0	0.00	180.00
3601220	COURAGE TO CHANGE GROUP (CA)	5	164.96	67.10
3601289	DESIRE TO RECOVER GROUP	11	70.00	15.00
3601408	EASTERN SIERRA AREA	5	380.35	71.34
3601295	ELEVENTH STEP GROUP	3	24.71	0.00
3601291	FIVE & DIME GROUP	5	50.00	5.00
3601290	FREE ON FRIDAY GROUP	0	0.00	18.00
3601287	GIVING IT BACK GROUP	0	0.00	14.33
3603001	HEART TO HEART MEN'S BREAKFAST	0	0.00	450.00
3601292	IMPAC TUESDAY NIGHT MEETING	1	150.00	0.00
	INDIVIDUAL MEMBERS	7	227.40	180.00
3601221	KNOLLWOOD GROUP (CA)	3	199.00	506.00
3601247	RECOVERY IS A WAY OF LIFE	2	38.75	0.00
3601210	RECOVERY ZONE GROUP (CA)	9	375.04	213.34
3601407	SANTA CLARITA AREA	3	1,350.00	250.00
3601293	SATURDAY NIGHT SPEAKER MEETING	5	99.00	0.00
3601601	SOUTHERN CALIFORNIA RSC	3	23,331.19	48,439.82
3601223	SUNDAY NITE SPEAKER (CA)	0	0.00	35.00
3601207	SUNDAY SURRENDER GROUP	10	126.07	93.87
3601219	SUNSET SERENITY (CA)	0	0.00	123.00
3601294	THE BLUE ROOM	1	5.00	0.00
3601403	WESTEND AREA (CA)	8	3,321.86	1,554.61
3601274	WIRED ON RECOVERY GROUP	0	0.00	43.84
3601213	WOODLEY GROUP	0	0.00	100.00
	Southern California Region Total:	81	29,913.33	52,475.25
Southern Idaho Region				
3611203	BGLU GROUP (ID)	1	28.60	186.09
	INDIVIDUAL MEMBERS	0	0.00	10.00
3611211	IT WORKS HOW & WHY GROUP (ID)	10	412.14	368.39
3613003	MEN'S RETREAT (MAGIC VALLEY)	1	9.90	180.38
3611202	NEW ATTITUDES GROUP (ID)	2	38.39	177.59
3613004	PACIFIC NORTHWEST CONVENTION	0	0.00	1,540.00
3611601	SOUTHERN IDAHO RSC	2	886.97	994.27



		Jul 2008/ Jun 2009 No. of Contributions	Jul 2008/ Jun 2009 YTD Contributions	Jul 2007/ Jun 2008 Contributions
Southern Idaho Region continued				
3611204	STYX GROUP (ID)	0	0.00	39.44
3611402	TREASURE VALLEY AREA (ID)	0	0.00	509.90
	Southern Idaho Region Total:	16	1,376.00	4,006.06
Spain Region				
3631601	SPAIN RSC	2	2,506.75	1,318.87
	Spain Region Total:	2	2,506.75	1,318.87
Sweden Region				
3641205	LIVING FOR TODAY (SWEDEN)	3	422.18	0.00
3641206	NA GROUP VASTRA FROLUNDA	1	69.00	0.00
3641203	RADDA RAMBO	0	0.00	206.34
3641601	SWEDEN RSC	3	2,211.30	2,979.00
	Sweden Region Total:	7	2,702.48	3,185.34
Tejas Bluebonnet Region				
3651214	1960 GROUP OF NA	4	202.30	29.69
3651205	AGAPE FREEDOM GROUP (TX)	4	125.00	71.52
3651227	ALIVE & KICKING GROUP	1	200.00	0.00
3651201	CLEAR LAKE GROUP (TX)	0	0.00	100.00
3651406	COASTAL BEND AREA	0	0.00	516.55
3651403	ESPERANZA AREA (TX)	0	0.00	500.00
3651228	FRIDAY NIGHT LIVE	2	55.00	0.00
3651207	GEM CITY GROUP (TX)	3	63.00	109.00
3651404	HILL COUNTRY AREA (TX)	0	0.00	1,500.00
3651402	HOUSTON AREA (HASCONA)	0	0.00	1,330.00
3651206	KEEP IT CLEAN GROUP (TX)	12	800.00	390.00
3651220	LOST & FOUND GROUP (TX)	1	99.67	0.00
3651226	MEN OF HOPE GROUP	1	85.60	0.00
3651224	NEW HOPE GROUP (TX)	0	0.00	100.00
3311405	NORTH SIDE AREA (TX)	3	265.00	572.75
3311406	ROSE CITY AREA NA	2	75.00	87.50
3653001	TEJAS BLUEBONNET REG CONV	0	0.00	3,593.05
3651601	TEJAS BLUEBONNET RSC	5	7,441.32	4,542.50
3651225	THE LAST ROOM GROUP	7	44.80	0.00
3651221	THE RIGHT STUFF GROUP (TX)	1	120.00	83.68
3651223	THE SOONER THE BETTER (TX)	11	257.00	290.00
	Tejas Bluebonnet Region Total:	57	9,833.69	13,816.24
Tri State Region				
3661244	ADDISION TERRACE GROUP	1	2.27	0.00
3661205	ANOTHER LOOK GROUP (PA)	1	15.00	0.00
3661201	BEECHWOOD GROUP (PA)	2	50.00	10.00
3661225	DORMONT GROUP	0	0.00	150.00
3661214	ELIZABETH GROUP	1	60.00	100.00
3661255	FIRST STOP GROUP	0	0.00	200.00
3661216	FRIENDLY GROUP (PA)	1	37.00	50.00
3661409	GREATER ERIE AREA	1	498.44	0.00
3661257	HIGHER POWERED GROUP	1	100.00	0.00
	INDIVIDUAL MEMBERS	2	30.00	70.00
3661408	INTERSTATE CROSSROADS AREA	2	600.00	1,894.55
3661247	IT WORKS HOW & WHY GROUP (PA)	2	34.28	109.87
3661230	JUST FOR TODAY GROUP (PA)	1	50.00	40.00



		Jul 2008/ Jun 2009 No. of Contributions	Jul 2008/ Jun 2009 YTD Contributions	Jul 2007/ Jun 2008 Contributions
Tri State Region continued				
3663001	KINZUA EVENTS COMMITTEE	1	100.00	0.00
3661412	LAWRENCE COUNTY AREA SER COM	1	100.00	0.00
3661212	LIVE OR DIE GROUP (PA)	0	0.00	250.00
3661237	MONDAY NEW LIFE GROUP (PA)	0	0.00	150.00
3661256	MONDAY NIGHT NA OF SHEFFIELD	1	15.00	0.00
3661401	PITTSBURGH AREA	1	223.23	0.00
3661407	SOUTH HILLS AREA (PA)	10	3,513.34	4,753.62
3661601	TRI - STATE RSC	2	11,000.00	0.00
3661215	TRUE RECOVERY IN PROGRESS	0	0.00	60.00
3661204	WOMEN'S RECOVERY GROUP (PA)	3	75.00	0.00
	Tri State Region Total:	34	16,503.56	7,838.04
Turkey				
30D1601	TURKEY REGION	1	200.00	0.00
30D1401	TURKISH AREA COMMITTEE	0	0.00	100.00
	Turkey Total:	1	200.00	100.00
United Kingdom Region				
3941402	NORTH EAST OF ENGLAND AREA	0	0.00	1,393.72
3941601	UNITED KINGDOM REGION	7	3,667.57	21,321.03
	United Kingdom Region Total:	7	3,667.57	22,714.75
Upper Midwest Region				
3671208	FREEDOM GROUP (ND)	1	200.00	19.92
	INDIVIDUAL MEMBERS	1	100.00	100.00
3671213	JUST FOR TODAY (MN)	1	15.77	0.00
3671402	LAKE AGASSIZ AREA SERVICE COMM	1	500.00	0.00
3671401	MANITOBA AREA	1	691.90	225.00
3671212	THURSDAY NIGHT EASTENDERS	0	0.00	25.00
3671601	UPPER MID-WEST RSC	3	400.00	0.00
3671202	WE DO RECOVER	1	24.00	115.66
	Upper Midwest Region Total:	9	1,931.67	485.58
Upper Rocky Mountain Region				
3681202	CLEAN & FREE GROUP (WY)	1	40.00	13.08
3681208	HOPE NOT DOPE GROUP (WY)	7	468.77	699.65
3681212	LIVE FROM LARAMIE GROUP (WY)	1	67.58	72.00
3681210	LIVING CLEAN GROUP (WY)	0	0.00	35.00
3681201	LIVING PROOF GROUP (WY)	6	127.91	297.50
3681213	NARCOTICS ANONYMOUS (WY)	1	35.80	0.00
3681214	THERMOP NA	3	150.00	0.00
3681601	UPPER ROCKY MOUNTAIN RSC	2	713.69	72.64
3681402	WYOMING WESTERN AREA	1	50.00	50.00
	Upper Rocky Mountain Region Total:	22	1,653.75	1,239.87
Uruguay Region				
3741601	URUGUAY REGION	1	1,161.60	1,000.00
	Uruguay Region Total:	1	1,161.60	1,000.00
Utah Region				
3691402	CENTRAL UTAH AREA	8	178.69	136.41
3691213	MORE WILL BE REVEALED	0	0.00	100.00
3691401	NORTHERN UTAH AREA (NUASC)	13	800.14	867.61
3691202	SERENITY GROUP	0	0.00	50.00



		Jul 2008/ Jun 2009 No. of Contributions	Jul 2008/ Jun 2009 YTD Contributions	Jul 2007/ Jun 2008 Contributions
Utah Region continued				
3691404	TUMBLEWEED AREA	1	100.00	0.00
3691601	UTAH RSC	6	1,066.75	2,447.40
	Utah Region Total:	28	2,145.58	3,601.42
Venezuela Region				
3051601	VENEZUELA REGION	1	300.00	200.00
	Venezuela Region Total:	1	300.00	200.00
Virgin Islands				
	Virgin Islands Total:	0	0.00	0.00
Volunteer Region				
3701238	CORDOVA HOPE NA	2	80.00	0.00
3701203	DESIRE GROUP (TN)	0	0.00	50.00
3701240	GOODWILL GROUP	1	40.00	0.00
3701235	HOPE FIENDS	3	42.72	82.87
3701239	HOPE NOT DOPE	2	45.00	0.00
	INDIVIDUAL MEMBERS	5	270.00	177.00
3701207	IT'S AMAZING GROUP (TN)	0	0.00	15.00
3701204	LEXINGTON SURVIVORS (TN)	1	15.15	135.15
3701232	NICKEL & DIME TIME	0	0.00	250.00
3701236	NO MATTER WHAT GROUP (TN)	13	511.59	238.90
3701237	NO NAME NA GROUP	1	73.74	60.00
3701202	NOTHING TO FEAR GROUP (TN)	3	225.69	481.63
3701228	OUT TO LUNCH BUNCH (TN)	0	0.00	90.00
3701206	PRIMARY PURPOSE GROUP (TN)	5	146.00	109.00
3701220	RECOVERY BOUND GROUP	5	25.00	30.00
3701229	SURVIVORS GROUP (TN)	3	45.00	180.00
3701601	VOLUNTEER RSC	0	0.00	20,000.00
3701401	WEST TENNESSEE AREA	3	661.17	899.58
	Volunteer Region Total:	47	2,181.06	22,799.13
Washington - Northern Idaho				
3711233	ASK IT BASKIT GROUP (WA)	5	100.00	120.00
3713001	COURAGE TO CHANGE RETREAT (WA)	1	54.97	0.00
3711238	FRIDAY HARBOR GROUP	3	18.31	70.41
3711207	FRIDAY NIGHT ALIVE GROUP (WA)	11	330.00	270.00
3711243	FRIDAY NIGHT NO MATTER WHAT GP	1	50.00	0.00
3711241	FRIDAY NIGHT STEP STUDY	0	0.00	200.00
3711242	GRACE GROUP	3	96.00	40.00
	INDIVIDUAL MEMBERS	2	2,700.00	1,250.00
3711239	IT WORKS GROUP (AUBURN WA)	0	0.00	61.30
3711226	KIND OF THURSDAY NIGHT GROUP	2	193.00	400.00
3711222	LOVIN' SPOONFULL NA	11	623.27	723.03
3711213	MORE GRATITUDE LESS ATTITUDE	12	456.75	390.89
3711406	NORTH PUGET SOUND AREA (WA)	1	956.96	1,127.99
3711410	NORTHWEST WASHINGTON AREA	5	3,388.32	868.75
3713008	PENDLETON CARNIVAL	1	300.00	0.00
3711240	RECOVERY BY THE BOOK	2	75.00	29.33
3711216	SERENITY SEEKERS GROUP (ID)	1	97.00	23.79
3711412	SOUTH KING COUNTY (SKCANA)	5	1,995.14	526.90
3711223	SOUTHENDERS GROUP	2	112.87	93.96
3711403	THE LEWIS COUNTY AREA (TLCANA)	3	285.33	43.13



		Jul 2008/ Jun 2009 No. of Contributions	Jul 2008/ Jun 2009 YTD Contributions	Jul 2007/ Jun 2008 Contributions
Washington - Northern Idaho continued				
3711229	TOWER OF POWER GROUP (WA)	3	90.08	123.90
3711404	TRI - CITIES AREA (WA)	3	374.44	100.00
3711205	UNITY IN UNION GROUP	10	251.20	481.49
3711601	WASHINGTON-NORTHERN IDAHO RSC	6	44,860.59	34,173.91
3711411	WEST PUGET SOUND AREA	1	60.64	30.19
3713007	WNIR CONVENTION & EVENTS	1	2,059.36	0.00
	Washington - Northern Idaho Total:	95	59,529.23	41,148.97
Western New York Region				
	INDIVIDUAL MEMBERS	1	90.37	0.00
3811211	IT'S NEVER TOO LATE GROUP	1	50.00	40.00
3811202	MUSTARD SEED GROUP (NY)	1	82.00	0.00
3811210	WEE RECOVER (NY)	0	0.00	150.00
3811601	WESTERN NEW YORK RSC	2	4,753.43	2,000.00
	Western New York Region Total:	5	4,975.80	2,190.00
Western Russia Region				
30Q1601	WESTERN RUSSIA REGION	0	0.00	1,000.00
	Western Russia Region Total:	0	0.00	1,000.00
Wisconsin Region				
3721406	BADGERLAND AREA SERVICE	3	87.06	55.79
	INDIVIDUAL MEMBERS	1	100.00	19.00
3721405	INLAND LAKES UNITY AREA	2	625.00	250.00
3721211	JUST FOR TODAY BAY CITY GROUP	3	60.00	0.00
3721403	KETTLE MORAINES AREA	5	518.37	126.26
3721210	MONDAY NITE SURRENDER (WI)	1	25.00	64.80
3721402	NORTHEAST WISCONSIN AREA	4	668.25	735.65
3721407	NORTHERN LIGHTS ASC (WI)	1	100.00	0.00
3721203	RACINE NA GROUPS (WI)	0	0.00	50.00
3721201	STRAIGHT AHEAD GROUP (WI)	0	0.00	8.00
3721601	WISCONSIN RSC	6	990.80	3,136.04
	Wisconsin Region Total:	26	3,174.48	4,445.54
	Grand Total:	2,076	807,711.10	978,672.66