



A Note from Your World Board

year in review


1 JULY 2015 - 30 JUNE 2016

With gratitude for the opportunity to serve the Fellowship of Narcotics Anonymous, we offer this brief summary of our annual report which can be found in full at www.na.org/AR2016. Compiling the annual report helps us to consider the impact of our work and how our members make that work possible. We are humbled by the chance to further the Vision for NA Services.

All of our efforts at NA World Services work to further our primary purpose, moving us closer to a future in which “every addict in the world has the chance to experience our message in his or her own language and culture and find the opportunity for a new way of life.” The number of NA meetings worldwide demonstrates this, as does an analysis of our members’ first languages and the languages in which NA literature has been published.

Our continued growth, as we strive toward a shared vision for the future, shows 41% of our meetings were held in the US, 31% in Iran, and 28% in over 130 other countries this year. Compare this to 2008, when 48% of our meetings were in the US, 10% in Iran, and 42% in other countries. Over the course of the last eight years we have become increasingly diverse and multilingual. Fellowship growth means that the NA message reaches more addicts.

“Inspired by the primary purpose of our groups,” our work at NAWs can be thought of in three core areas: projects and workgroups; Fellowship support and development including Public Relations; and literature production and distribution.



as of February 2017

FELLOWSHIP SERVICES

By the Numbers

18,914

group registrations and updates

418

group starter kits



405

tours of the World
Service Office



51

institutional group
starter kits

5,934

letters from inmates

TRANSLATIONS

Creating the Fertile Ground on which NA Grows

Fiscal Year 2015-2016

2 IP #1 Projects
(15 inactive)

2 Basic Texts

1 *Living Clean*

3 Booklets

1 *Sponsorship*

1 *Just For Today*

26 IPs/SPs, etc.*

IP #1

Amharic and Estonian
Basic Text

Icelandic and Thai

*This includes group
reading cards, posters,
and keytags

80 languages spoken in INA

total published pieces (since 1953)



PUBLIC RELATIONS By the Numbers

7
professional
conferences
attended
(national &
international)

12
webinars hosted



12,800
Reaching Out e-subscriptions

13,379
Reaching Out paper subscriptions

3
RO published
languages



8 movie/
TV consultations

22,803
membership surveys
submitted

FELLOWSHIP SUPPORT

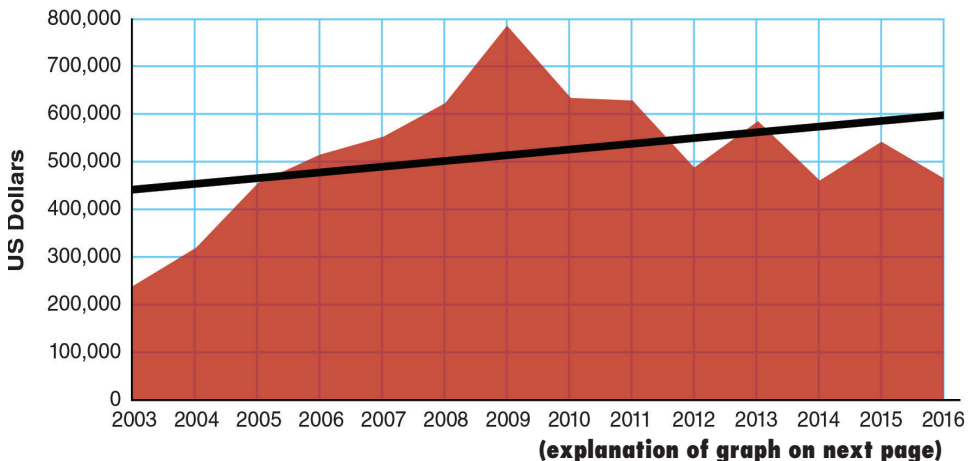
Experience shows us that NA communities become sustainable when they take root in the local population and blossom with the expanded availability of literature in the native language. This year saw two Basic Text projects make it to the final stages of the translations process:

- Years of work by the Thai Local Translation Committee (LTC), a NAWS-funded professional translator, and help from WB members and Asia Pacific Forum members produced the Thai Basic Text. The timing couldn't have been more perfect: it was produced in time for the February 2016 meeting of the APF to everyone's delight.
- As the primary language of much of East Africa, the work to produce a Swahili Basic Text was a multi-national effort. An LTC (members from Kenya, Tanzania, and Zanzibar) worked with a NAWS-hired translator to produce/edit a draft. The work continues to finalize the text, but even in its present draft form, it will help NA in East Africa grow.



First shipment of the Swahili draft BT

Cost to NAWS for Free & Subsidized Literature



We make every attempt to help provide literature to communities in need that request it. The graph on the previous page represents the cost to World Services for free and discounted literature, not the sales price of the literature. Much of the reduction in the last five or six years is due to production cost savings, not reduction of literature distributed. Despite this, free and subsidized literature is still trending upward (black line).

FELLOWSHIP DISCUSSIONS AND PROJECTS



The 2016 World Service Conference decided on the topics below for Fellowship-wide discussions based on a Fellowship survey included in the 2016 *Conference Agenda Report* and online. Session profiles, handouts, and PowerPoints are posted at www.na.org/IDT so you can hold your own discussions in your home groups, service bodies, or in area/regional workshops and learning days.

- Applying Our Principles to Technology & Social Media
- Atmosphere of Recovery in Service
- How to use *Guiding Principles: The Spirit of Our Traditions*

You can also contribute to the following projects at www.na.org/projects by taking the surveys, having discussions, attending workshops or web meetings, and providing input.

- Daily Meditation Book Project
- Mental Health/Mental Illness IP Project
- Local Service Toolbox Project
- Convention and Events Tools Project
- Service System Project
- Future of the WSC Project

\$1,018,092

Fellowship Contributions

12%
of total

\$7,414,600

Net Literature Income

88%
of total

Note: All numbers exclude Iran due to legal requirements that assets remain in the country.

For the second year in a row, contributions from NA members, groups, and service committees to NA World Services exceeded one million US dollars. We are very grateful for your contributions and for our shared commitment to Tradition Seven and A Vision for NA Service. Thank you!

Although contributions from the Fellowship cover a larger portion of the cost of services NAWS provides, publishing operations make up the difference.

As most of our members understand, the fact that NA World Services must operate as a business does not change the spiritual nature of our goals as an organization.

Worldwide Fellowship Support Cost per Meeting per Year

\$111.75

Dollars needed to cover the cost of Fellowship services from contributions per meeting worldwide

\$2.15
weekly



Actual dollars received per meeting/group worldwide (without Iran)

\$21.99

\$.42
weekly

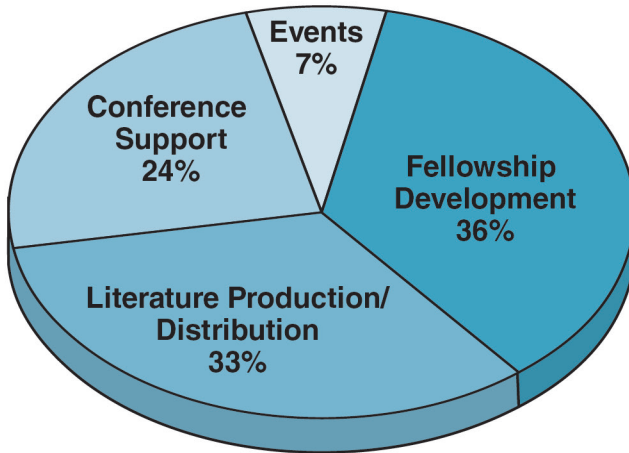
\$8,468,789

Total Operating Income

\$8,572,930

Total Expenses

Percent of Expense for 2015–2016



As always, we encourage other service bodies to do what we have done: calculate the cost of delivering effective services in your area or region and report those numbers to the local NA groups. The figures will be most helpful when broken down into meaningful numbers, such as the amount of contributions needed per group per month to keep the local service budget solvent. By providing members with information about what it takes to make these services possible, we can help them see how the money they put in the basket is an investment in our vision.

2015–2016 *NAWS Annual Report* in full

www.na.org/AR2016

COMMUNICATIONS

Stay informed


Web meetings are a great way to gather information and share experiences on service-related topics. Some of the topics are ongoing discussions, and others are new as we attempt to put together new tools for the Fellowship. Visit www.na.org/webinar for a brief description of our regular web meetings and follow the links if you'd like to get involved.

Web Meetings for New Projects

- Conventions and Events Tools Project
- Local Service Toolbox Project

Ongoing Web Meetings

- Rural Service
- Public Relations
- Inmate Step Writing
- H&I



Stay informed with these periodicals
www.na.org/subscribe