



# **Narcotics Anonymous World Services, Inc. 2020 Annual Report**



3

**A Note from Your  
World Board**

6

**Staff &  
Offices**

10

**Production &  
Distribution**

13

**Financial  
Overview**

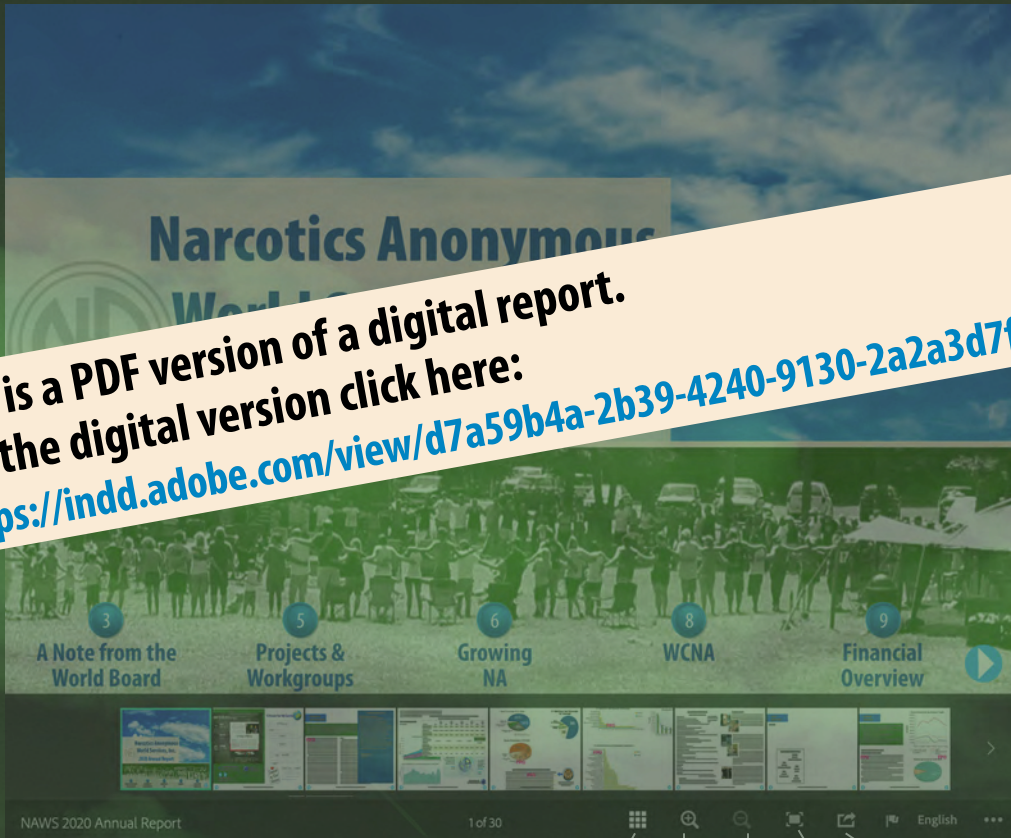
16

**Fellowship  
Contributions**

# HOW TO USE THIS REPORT

This is a PDF version of a digital report.  
For the digital version click here:

<https://indd.adobe.com/view/d7a59b4a-2b39-4240-9130-2a2a3d7f16fd>



Toggle through the thumbnails to jump to another page.

Zoom

Full screen mode

Share the report

6 Click on page numbers to advance to that page



Click to move up or back one page



Click for more content

## A Vision for NA Service



All of the efforts of Narcotics Anonymous are inspired by the **primary purpose** of our groups. Upon this common ground we stand committed.

Our **vision** is that one day:

- Every addict in the world has the chance to experience our **message** in his or her own language and culture and find the opportunity for a new way of life;
- Every member, **inspired** by the gift of recovery, experiences spiritual growth and fulfillment through service;
- NA service bodies worldwide work together in a spirit of **unity** and **cooperation** to support the groups in carrying our message of recovery;
- Narcotics Anonymous has universal recognition and **respect** as a viable program of recovery.



**Honesty, trust, and goodwill** are the foundation of our service efforts, all of which rely upon the guidance of a loving Higher Power.

The *NAWS, Inc. Annual Report (AR)* illustrates our efforts over a single fiscal year (1 July to 30 June) to help members better understand our work. In previous years, this report highlighted our Fellowship support efforts, explained the many services we provided, and included updates for WCNA, Conference-approved projects, and our financial records. However, for fiscal year 2020, the *AR* will focus more on the world we find ourselves in, the results of the pandemic, and some of the changes to NA World Services.

## A Note from Your World Board

This is a different kind of *Annual Report* than we've ever published. This is our first *AR* in a digital format. It is leaner, with more of an emphasis on graphics and less on text. During the 2019–2020 fiscal year, we moved from predominantly paper to electronic reporting, initially in response to the fiscal crisis and challenges with mailings brought about by the pandemic. Publishing digitally is a cost-saving measure that is more environmentally sustainable, and it allows us to innovate in ways like the ones you see in this report. That said, we have also posted a PDF for download for those who prefer a hard copy of the report. We would love to know what you think of the new format: [wb@na.org](mailto:wb@na.org).

It seems appropriate to be premiering a different format for a fiscal year that was like no other. This *AR* is being published later than ever before. We apologize for the late publication. The delay is due, in part, to the crises that have made this year so extraordinary, including the staffing shortages and resource pressures we describe below.

Because of the publication date and the extraordinary nature of the present moment, some of this report is focused on more current reporting, regardless of the fiscal year, as it has seemed practical to do so.

This *Annual Report* shows some of the work we have accomplished leading up to and in response to the pandemic, and the next *Annual Report* will feature even more.

In this *Annual Report* you will find figures for our finances, the amount of material translated, the number of meetings worldwide pre-pandemic, and more. Not much has stayed the same for us since March 2020, but we have kept the same audit schedule.

*(continued on page 5)*

Digital Online  
Annual Report >>

PDF  
Annual Report >>

## World Board Members

Board Member	First Elected	Term Ends	Location
Tali McCall*	2012	2022	Anahola, Hawaii, USA
Jose Luis Andreu	2016	2022	San Juan, Puerto Rico
Jack Hovenier	2016	2022	Bellingham, Washington, USA
Tim Smith	2016	2022	Darlinghurst, Sydney, Australia
Tana Agostini	2012	2024	Saugerties, New York, USA
Irene Crawley	2012	2024	Westmeath, Ireland
Paul Fitzgerald	2012	2024	Petaling Jaya, Malaysia
Hammed Al-Tamimi	2018	2024	Kuwait City, Kuwait
Lib Edmonds	2018	2024	Christchurch, New Zealand
Yoel Geffen	2018	2024	Ashdod, Israel
Michael Bennett	2020	2026	Murfreesboro, Tennessee, USA
Danny Gershman	2020	2026	Pompano Beach, Florida, USA
Eduardo Gilioli	2020	2026	Jundiaí, São Paulo, Brazil
Jorge Mejia	2020	2026	Envigado, Colombia

### \*In Memoriam

In February of the 2021 fiscal year, Tali McCall, our World Board chair, passed away only a day after very bravely facilitating a Conference participant web meeting. Tali was elected to the board in 2012 and reelected in 2016. Prior to her role on the board, Tali served on the Human Resource Panel, at the Asia-Pacific Forum, and at the Hawaii Region. Tali brought a gentle strength and full heart to everything she did. She was deeply loved by many around the world. She served the Fellowship until her last moments, and those of us fortunate enough to have served alongside her miss her laughter and loving spirit. She was small in stature, but she cast a long shadow. She was a gift to us and to NA.

## Human Resource Panel

	First Elected	Term Ends	
Nathaneal M	2018	2022	Southport, Queensland, Australia
Craig R	2018	2022	Arnold, Maryland, USA
Laura B	2020	2024	Albuquerque, New Mexico, USA
Arne H-G	2020	2024	Toronto, Ontario, Canada

## WSC Cofacilitators

	First Elected	Term Ends	
Daniel C	2018	2022	Salina, Kansas, USA
Mario T	2020	2024	Oakville, Australia



# Regions Around the World

## 76,075 Weekly Meetings Worldwide



### USA—27,005 Meetings

\*Non WSC Participant

1 ABCD	250
2 Alabama/NW Florida	381
3 Alaska	112
4 Arizona	404
5 Arkansas	314
6 Best Little	142
7 Buckeye	205
8 California Inland	213
9 California Mid-State	312
10 Carolina	991
11 Central Atlantic	584
12 Central California	316
13 Chesapeake & Potomac	365
14 Chicagoland	402
15 Colorado	300
16 Connecticut	276
17 Eastern New York	237
18 Eastern Pennsylvania*	94
19 Florida	1,052
20 Free State	797
21 Georgia	725
22 Greater Illinois	210
23 Greater New York	755
24 Greater Philadelphia	481
25 Hawaii	112
26 Indiana	439
27 Iowa	718
28 Kentuckiana Bluegrass Appalachian	600
29 Lone Star	616
30 Louisiana	276
31 Metro Detroit	412
32 Michigan	421
33 Mid-America	306
34 Mid-Atlantic	438
35 Minnesota	396
36 Mississippi	240
37 Montana	196
38 Mountaineer	184
39 Nebraska	208
40 New England	510
41 New Jersey	488
42 North Carolina	360
43 Northern California	1,305
44 Northern New England	179
45 Northern New Jersey	261
46 Northern New York	225
47 Ohio	537
48 OK Region	337
49 Pacific Cascade	500
50 Red River*	49
51 Region 51	258
52 Rio Grande	183
53 San Diego/Imperial	400
54 Show-Me	600
55 Sierra Sage	173
56 South Dakota	71
57 South Florida	869
58 Southern California	1,094
59 Southern Idaho	121
60 Texas Bluebonnet	575
61 Tri-State	650
62 Upper Midwest	84
63 Upper Rocky Mountain	125
64 Utah	96
65 Volunteer	377
66 Washington/North Idaho	910
67 Western New York	222
68 Wisconsin	406

### Canada—1,369 Meetings

\*Non WSC Participant

CN1 At-Sask	710
CN2 British Columbia	340
CN3 Canada Atlantic	90
CN4 Ontario	444
CN5 Quebec	785

### Central America—3,326 Meetings

\*Non WSC Participant

CA1 Antigua and Barbuda*	3
CA2 Aruba*	23
CA3 Baja Son	8
CA4 Barbados*	4
CA5 Belize*	4
CA6 Cayman Islands*	8
CA7 Costa Rica	240
CA8 Cuba*	27
CA9 El Salvador	81
CA10 Grenada*	1
CA11 Guatemala	104
CA12 Honduras*	104
CA13 Jamaica*	24
CA14 Martinique*	1
CA15 Mexico	749
CA16 Nicaragua	182
CA17 Occidente-Mexico	392
CA18 Panama	70
CA19 Quesqueyana	174
CA20 Region del Coqui	77
CA21 Saint Lucia*	5
CA22 Saint Vincent and the Grenadines*	2
CA23 Trinidad and Tobago*	18
CA24 Virgin Islands*	2

### South America—7,490 Meetings

\*Non WSC Participant

SA1 Argentina	784
SA2 Bolivia*	25
SA3 Brazil	420
SA4 Brazil Central*	296
SA5 Brazil Sul	406
SA6 Chile	420
SA7 Colombia	670
SA8 Ecuador	500
SA9 Grande Sao Paulo	981
SA10 Guyana*	7
SA11 HOW Brazil	955
SA12 Minas*	297
SA13 Nordeste Brazil*	252
SA14 Paraguay*	40
SA15 Peru	140
SA16 Rio de Janeiro	869
SA17 Rio Grande do Sul*	150
SA18 Uruguay	180
SA19 Venezuela	98

### Western Europe—3,918 Meetings

\*Non WSC Participant

E1 Belgium*	53
E2 Cyprus*	4
E3 Denmark	110
E4 Finland	202
E5 France	175
E6 German Speaking	350
E7 Greece	125
E8 Greenland*	1
E9 Iceland*	9
E10 Ireland	237
E11 Italy	168
E12 Luxembourg*	2
E13 Malta*	11
E14 Netherlands	273
E15 Norway	112
E16 Portugal	133
E17 Spain	232
E18 Sweden	440
E19 Switzerland*	67
E20 UK Region	1,214

### Africa—499 Meetings

\*Non WSC Participant

A1 Angola*	2
A2 Botswana*	1
A3 Cape Verde Islands*	3
A4 Congo	2
A5 Ethiopia*	1
A6 Gambia, The*	1
A7 Ghana*	5
A8 Kenya*	27
A9 Liberia*	9
A10 Malawi*	1
A11 Morocco*	2
A12 Mozambique*	3
A13 Namibia*	5
A14 Nigeria*	7
A15 Rwanda*	1
A16 South Africa	346
A17 Swaziland*	1
A18 Tanzania*	56
A19 Uganda*	6
A20 Zambia*	3
A21 Zanzibar*	6
A22 Zimbabwe*	14

### Middle East—26,747 Meetings

\*Non WSC Participant

ME1 Afghanistan*	51
ME2 Bahrain*	15
ME3 Egypt	213
ME4 Iran R1*	23,825
ME5 Iraq R1*	2,250
ME6 Iraq*	2
ME7 Israel*	256
ME8 Jordan*	2
ME9 Kuwait*	26
ME10 Lebanon*	4
ME11 Oman*	14
ME12 Qatar*	7
ME13 Saudi Arabia*	57
ME14 Sudan*	4
ME15 United Arab Emirates*	21

### Eastern Europe/Russia—3,460 Meetings

\*Non WSC Participant

EE1 Adriatic*	21
EE2 Big Moscow*	561
EE3 Blacklands (Russia)*	87
EE4 Bulgaria*	10
EE5 Czech-Slovak*	19
EE6 Estonia*	24
EE7 Far East (Russia)*	53
EE8 Hungary*	46
EE9 Latvia*	22
EE10 Lithuania	43
EE11 Moldova*	11
EE12 North-West Russia*	260
EE13 Poland	195
EE14 Povolzhie (Russia)*	416
EE15 Romania*	3
EE16 Siberia*	250
EE17 Turkey	36
EE18 Ukraine	304
EE19 Ural & West Siberia*	363
EE20 Western Russia	736

### Asia Pacific—2,261 Meetings

\*Non WSC Participant

AP1 Aotearoa New Zealand	146
AP2 Australia	628
AP3 Bangladesh*	30
AP4 Bhutan*	8
AP5 Cambodia*	6
AP6 China*	27
AP7 Hong Kong*	11
AP8 Indonesia*	49
AP9 Japan	576
AP10 Malaysia*	7
AP11 Maldives*	4
AP12 Mongolia*	2
AP13 Nepal	95
AP14 NEAF	25
AP15 Pakistan North*	9
AP16 Pakistan South*	5
AP17 Philippines	202
AP18 Singapore*	12
AP19 SOSONA	316
AP20 South Korea*	5
AP21 Sri Lanka*	3
AP22 Thailand*	73
AP23 Vietnam*	2

This map reflects pre-pandemic meeting numbers. Data is based on regional/zonal reports to WSC 2020 and NAWS database when available. Map not intended to be geographically accurate.

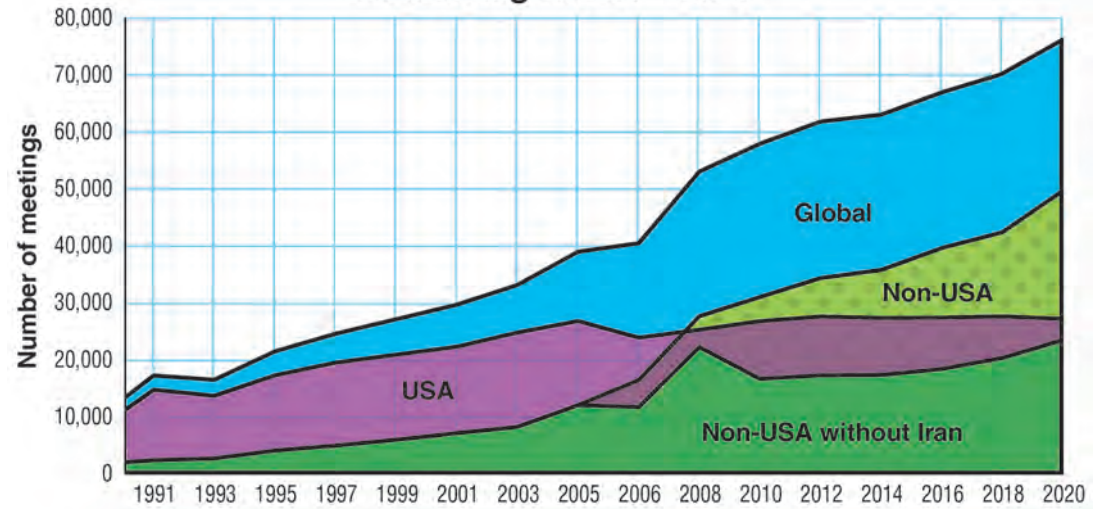
(continued from page 3)

Like most organizations and corporations around the world, NA World Services has been gravely affected by the global pandemic. The first nine months of the 2020 fiscal year tell one story, and the last three months tell another. Keep in mind as you look at this report that our typical level of activity is better reflected in previous *Annual Reports*.

Prior to the pandemic, approximately 90% of World Services income came from literature sales. In March 2020, the COVID-19 health crisis caused meetings around the world to shut their doors, and almost overnight our literature income decreased approximately 86%. We took immediate action to cut expenses. Because we were committed to existing leases and contracts, the principal way we could reduce expenses dramatically and immediately was to reduce staff. In March 2020, we had to furlough or lay off more than half of our staff, and many remain furloughed at the time of this report.

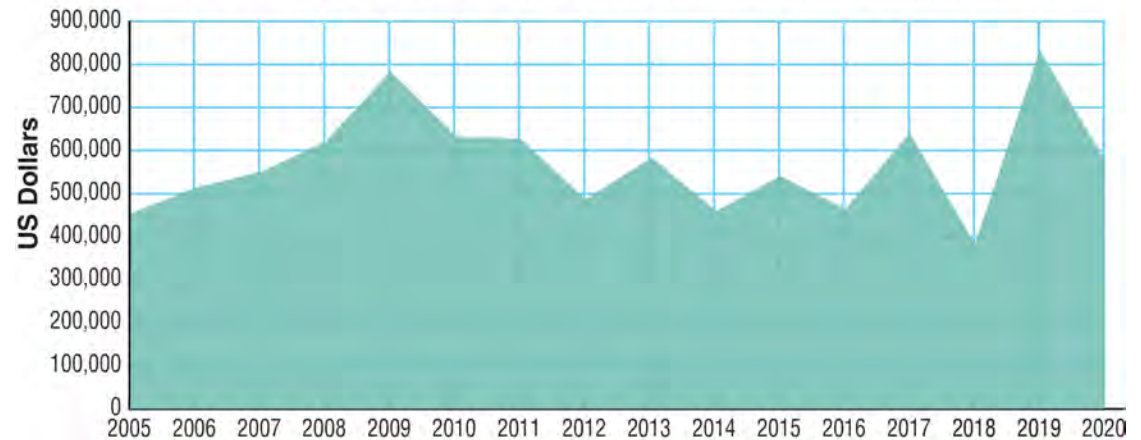
(continued on page 7)

### NA Meeting Growth Trend



One of the ways we foster the growth of NA is to give away or subsidize literature purchases. This graph represents the cost of free and subsidized literature that NAWS distributes to communities around the world. We continue to send free and subsidized literature to those in need despite World Services' financial challenges. Our average cost is about \$500,000 per year, and the total was \$579,157 for the 2020 fiscal year.

### Cost to NAWS for Free & Subsidized Literature, 2005–2020



# NA World Services Staff

Chatsworth, California, USA

## Administration

Executive Director: Anthony Edmondson (ae@na.org)

Assistant Executive Director: Becky Meyer (becky@na.org)

Executive Assistants: Eileen Perez (eileen.p@na.org), Allie Jones

Administrative Support Specialists: [Andrew Glazkov](#), Johnny Lamprea (johnny@na.org)

denotes staff that remain furloughed from March 2020

denotes staff back to work in 2021

## Asset Management

Comptroller and Team Leader: Debbie Carnahan (debbie@na.org)

Staff Accountant: Aisha Corning (aisha@na.org)

NAWS Bookkeeper/Operations Coordinator: Rochelle Medina (rochelle@na.org)

Customer Service Supervisor: Sylvia Cordero (sylvia@na.org)

Customer Service Representative: [Pam Martin](#)

Accounting Clerk: [Katie Valenzuela](#) (katie@na.org)

## Communications

Director of Communications: Travis Koplow (travis@na.org)

Project Coordinators: Nick Elson (nick@na.org), [De Jenkins](#), Pamela Tindall (pam.t@na.org)

Writer/Editors: [David Buffington](#), Stacy McDade (stacy.m@na.org)

## Fellowship Services

Team Leader: Steve Rusch (stever@na.org)

Administrative Assistant: [Keri Kirkpatrick](#) (keri@na.org)

Team Assistants: [William Brundy](#), [Linda DeLeo](#)

## Information Technology

IT Manager: Matt Schmeck (matt@na.org)

Network Administrator: Juan Trejo (juan@na.org)

Database Administrator: Lori Dunnell (lori@na.org)

## Production

Production Manager: Fatia Birault (fatia@na.org)

Graphic Arts/Production Planner: [Chris Meyers](#)

Production Assistant: [Jesus Iniguez](#) (jesus@na.org)

## Public Relations

PR Manager: Jane Nickels (jane.nickels@na.org)

PR Assistant: [Bob Shott](#) H&I Assistant: [Luis Padilla](#)

## Receptionist

[Camille Klein](#)

## Translations

Translations Manager: Shane Colter (shane@na.org)

Team Assistants: [Ken O'Neil](#), [Jeff Walsh](#)

## Warehouse

Warehouse Manager: Vince Alcala (vince@na.org)

Shippers: [Hugo Ramirez](#) (hugo@na.org),

[Jeff Rodriguez](#) (jeffrey@na.org), [Kelley Taylor](#)

## Departing Staff

[Alberto Fabian](#) (Shipper)

[Stephan Lantos](#) (IT Manager)

[Elizabeth Allison Osborne](#) (Customer Service Representative)

[Shirley Pius](#) (FS Team Assistant)



[Cindy Votaw](#) (Administrative Assistant)

[Elaine Wickham](#) (Executive Assistant)

## Staff and Offices




Two distribution centers—one in Mississauga, Ontario, Canada, and the other in Bangalore, India—play a vital role in furthering our vision. [Jacquie Sullivan](#), [Paul Sullivan](#), and [Stephanie Karas](#) staff the Mississauga center, serving the literature needs of Canadian NA communities, while [Pramila Dias](#) distributes literature in 12 languages throughout South Asia from the Bangalore center.



NAWS has two branch offices—one in Brussels, Belgium, and the other in Tehran, Iran. [Paul Decock](#) and [Fred Renaux](#) maintain our European branch, where they distribute literature in 35 different languages. They print some of the literature onsite and provide some literature at no cost to emerging NA communities in Eastern Europe and Africa. They also serve members, groups, and institutions seeking information about NA, process contributions to NAWS, and support the continent's zonal forum, the European Delegates Meeting. We are sad we will be saying good-bye to [Fred](#) soon. At the time of this writing, a job opening has been posted at the Brussels office. Best of luck in your next adventures, [Fred](#).

[Siamak Khajeian](#) manages the Iranian branch of the World Service Office, which supports NA's fastest-growing community and its 21,974 meetings. He and his staff at the Tehran service center, [Mohammad Ahmari](#), [Shahram Chegini](#), [Nemat Hosseini](#), and [Farhad Poorsohi](#), produce and distribute NA literature in Farsi. They also assist in the translation of documents and support many of the essential services offered by the region.



Narcotics Anonymous World Services in Chatsworth, California, is the central resource hub for NA members, groups, and service bodies worldwide. The executive and administrative staff work with the World Board to carry out Conference-approved projects, coordinate workgroups, and execute the World Convention. They communicate with members through a variety of periodicals, reports, web meetings, and emails, and respond to inquiries from the public. The California office is also responsible for the production and distribution of NA literature, protection of the Fellowship's copyrights and trademarks, and maintenance of our website, [www.na.org](http://www.na.org).

(continued from page 5)

We have not published *The NA Way Magazine* since January 2020 or *Reaching Out* since March 2020, and this *Annual Report* has been delayed in publication. We have discontinued paper mailings of the publications and reports we are still issuing. Staffing shortages have also meant we have not been able to do as much project work or any archiving or digitizing. Because of our resource crises and the conditions of the pandemic, we have not been able to travel to NA events or professional conferences, organize meetings such as the African Zonal Forum, or have in-person board or workgroup meetings. In short, we have tried to cut expenses wherever we can.

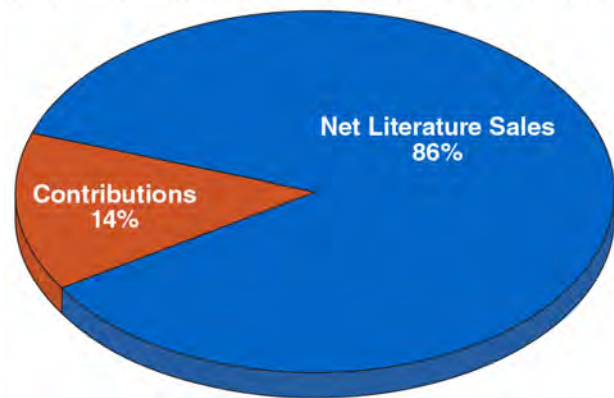
But that’s only part of the picture. The real story we want to tell about the 2020 fiscal year is a story of resilience and gratitude.

Thankfully, we worked hard over a course of years to build reserve funds, and those funds have helped keep us afloat in the 18 months since the global

shutdowns began. We are committed to rebuilding our reserves so that we can feel similarly protected against any possible future crises.

We’ve had to make many cuts and change the way we accomplish tasks, but we’ve also met the moment in an impressive way—World Services has, and so has NA as a whole. For many years, decades in fact, we have been trying to raise awareness about the need to shift from a dependence on literature sales for World Services’ income to something closer to self-support through member contributions. The latter is a more sustainable financial model and more in line with our spiritual principles. We’ve had several Issue Discussion Topics about the subject, written regular articles in *The NA Way Magazine* and *NAWS News* over the course of many years, held workshops, and even published IPs and accompanying *CAR* essays on the subject, but nothing has moved the needle on contributions until the 2020 fiscal year.

Income by Source for 2019–2020



**NAWS’ long-term self-support goal:**  
Member contributions cover at least 70% of expense for services per year

**\$77.18**  
Dollars needed to cover 70% of the cost of all services from contributions per meeting worldwide

**\$1.48**  
weekly



Actual dollars received per meeting/group worldwide (without Iran)  
**\$19.98**

**\$.38**  
weekly



**Table 1: Annual WSC & Fellowship Development Expenses and Total Weekly Meetings Worldwide**

Fiscal Year	2016	2016 w/out Iran	2017	2017 w/out Iran	2018	2018 w/out Iran	2019	2019 w/out Iran	2020	2020 w/out Iran
Number of meetings (worldwide approx.)	66,906	46,308	66,906	46,308	70,065	48,091	70,065	48,091	76,075	50,000
Total contributions received from meetings worldwide	\$1,018,092	\$1,018,092	\$1,189,265	\$1,189,265	\$1,000,300	\$1,000,300	\$805,208	\$805,208	\$999,209	\$999,209
Annual contributions received per meeting worldwide	\$15.22	\$21.99	\$17.78	\$25.68	\$14.28	\$20.80	\$11.49	\$16.74	\$13.13	\$19.98
Cost to fund Fellowship services (WSC support and Fellowship development)	\$5,174,894		\$4,892,954		\$5,309,403		\$5,108,158		Cost to fund 70% of all services	
									\$3,858,948	
Dollars needed annually per meeting worldwide to cover Fellowship services	\$77.35	\$111.75	\$73.13	\$105.66	\$75.78	\$110.40	\$72.91	\$106.22	\$50.73	\$77.18
Percentage of expenses currently covered by Fellowship contributions	20%	20%	24%	24%	19%	19%	16%	16%	26%	26%

The way the NA Fellowship has pulled together to respond to the crisis is the silver lining to the pandemic, and we cannot thank the membership enough for stepping up. Thank you, thank you, thank you!

Despite the drastic decline in human and financial resources, member contributions have helped us accomplish so much. NA changed overnight, and we asked ourselves: What can we do? How can we help? How can we serve?

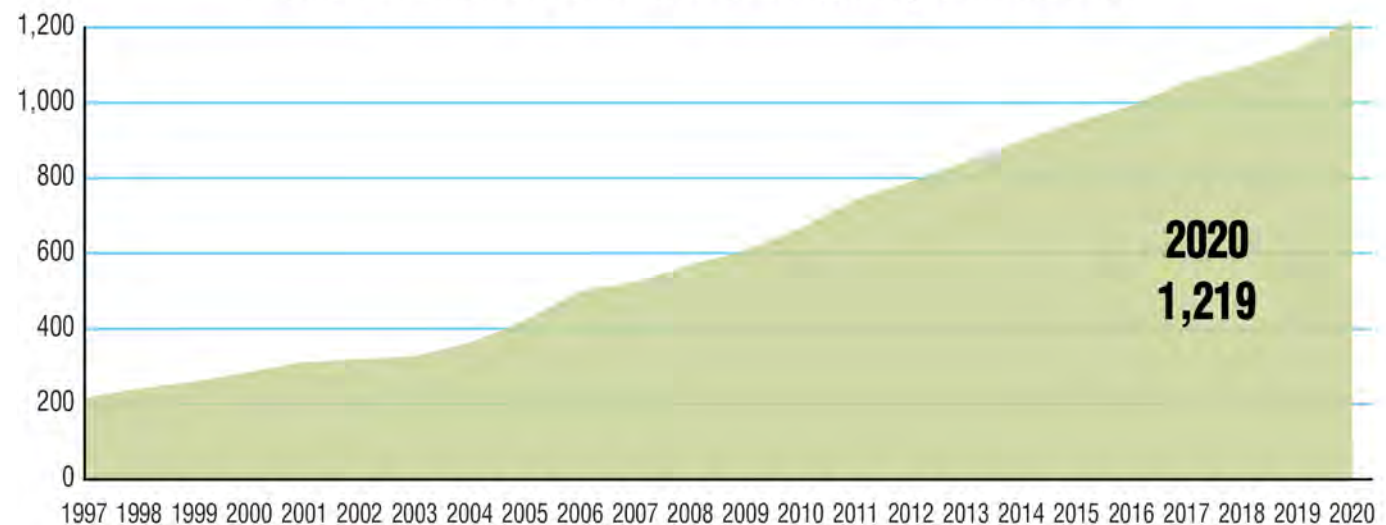
Since the onset of the pandemic, we have

- published more translated material than ever before in a similar time frame;
- posted audio versions of the Basic Text for free download or streaming at [www.na.org/audio](http://www.na.org/audio);
- held more webinars and web meetings than ever before;
- started a quarterly series of webinars open to any interested member;
- organized the first-ever virtual World Service Conference (In fact, for the first time in our history, the World Service Conference began in one fiscal year, this one, and ended in another fiscal year, 2020–2021.);
- collaborated on two projects with independent researchers who are “friends of NA”;
- started World Services’ first social media account—[@narcoticsanonymous](https://www.instagram.com/narcoticsanonymous) on Instagram;
- posted a huge library of resources to help addicts find virtual meetings and serve NA in a virtual environment: [www.na.org/virtual](http://www.na.org/virtual);
- put together a Media Page featuring videos, social media posts, virtual meeting tools, and FD resources: [www.na.org/media](http://www.na.org/media);
- made it easier for members, groups, and service bodies to financially contribute to World Services through our new portal that allows for one-time or recurring contributions as well as contributions in honor of someone (with a card!): [www.na.org/contribute](http://www.na.org/contribute).

Not all of that work took place in this fiscal year, but much of the planning did.



**Total Published Translated Items by Fiscal Year**



We've been able to continue to provide such a high level of service during the pandemic for these three reasons: our immediate cuts to our expenses, our reserve funds, and member contributions.

To those factors, we have to add a fourth: the passionate dedication of each member of the board and staff. This *Annual Report* is being written 17 or 18 months after the global shutdowns began. In all this time, there has been no travel of any kind; the World Board has not met face-to-face, but we have met at least monthly to fulfill our responsibilities. We span 9 time zones with 19 hours' difference; we are located around the world and around the clock, so meeting virtually can be a challenge. For the first time ever, we have oriented our four new members entirely virtually, and they have had to hit the ground running! Saddest of all, we lost our chair. Dear, dedicated Tali M served this Fellowship to the very end, facilitating a Conference participant web meeting the day before her death. We are grateful to have had the time we did serving with Tali. We miss her.

We are humbled and honored to serve in these positions during this unprecedented time for NA World Services. Through it all, we have been

committed to the survival of the Fellowship's primary service center—the World Service Office in Chatsworth, the branch offices in Tehran and Brussels, and the distribution centers in Bangalore, India, and Mississauga, Ontario—and above all, to serving Narcotics Anonymous to the best of our ability.

In gratitude,

Your World Board

*We practice leadership in NA by serving selflessly. Whatever our service, we remember the suffering addict in all that we do, and we practice acceptance, courage, and action.*

*Living Clean, Chapter 7, "Being of Service"*



## Farewell to departing trusted servants and staff

After 12 years on the board, Junior from São Paulo, Brazil, completed his service this year. We are grateful he has stayed on as a member of the Business Plan Group, but we certainly miss him in our board meetings. Thank you for your service, Junior!

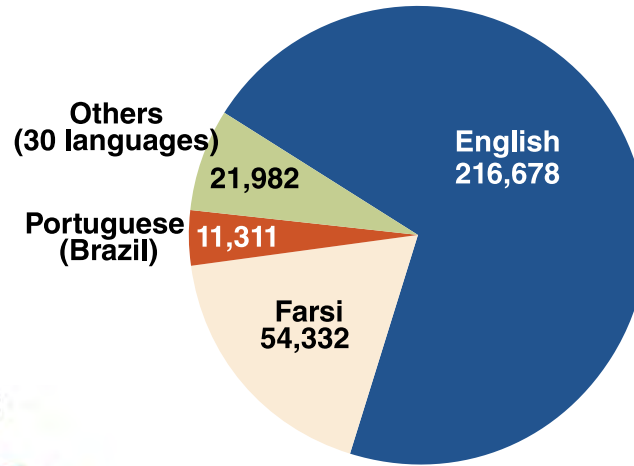
We also want to express our gratitude for the trusted servants on the Human Resource Panel who finished their terms, Jim from Chicago, Illinois, and Veronica from Husqvarna, Sweden, as well as our Conference Cofacilitator, Mark from Oviedo, Florida. You all have enriched NA with your service. Thank you!

This year, we have also seen a shocking number of staff people leave us, mostly because of the pandemic. At the beginning of the fiscal year, we had 46 staff members at our Chatsworth office. By the end of the fiscal year, we had 19. Three staff left for other reasons during the year, but the remainder were either laid off or furloughed in mid-March. Elaine Wickham and Steve Lantos both retired after being furloughed. Both Elaine and Steve started working for World Services in the 1990s (1993 and 1994 respectively). Steve left staff for a few years, during which time he served on the World Board. We wish them well in their retirement but we will not be the same without them.

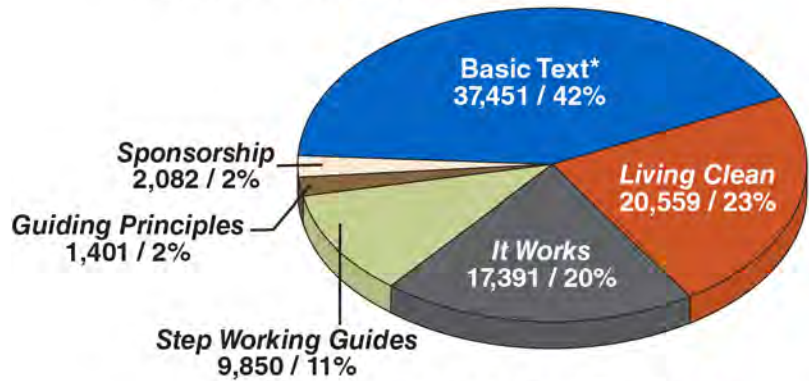
As of this writing, we have been able to bring back four of the other furloughed staff. It has been a sad year for us. It's hard to put into words the mix of emotions in the face of so much change. Thank you to all of the staff who have worked tirelessly to support NA through the years. May better days be in front of us.

The following graphs illustrate some of the essential services provided by NAWS

## FY 2020 Basic Text Distributed by Language

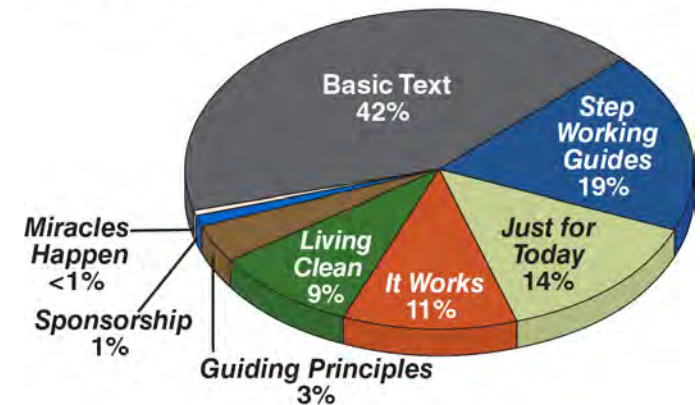


## Total E-Lit Sales 2012–2020



\*Total of Basic Texts includes 363 (.4%) non-English downloads

## Books Distributed in FY 2020



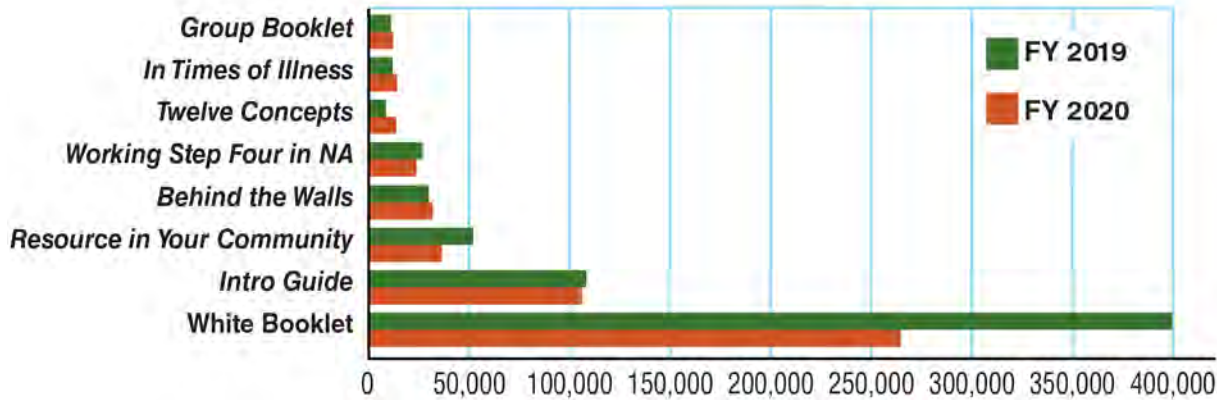
## Cumulative Book Distribution, 1983–2020

Book (pub date)	Total distributed	% of total	Average per year
Basic Text (1983)	11,973,469	52.8%	323,607
Just for Today (1991)	3,282,355	14.5%	113,185
Step Working Guides (1998)	3,099,968	13.7%	140,908
It Works: How & Why (1993)	2,889,112	12.7%	107,004
Living Clean (2012)	812,053	3.6%	101,507
Sponsorship (2004)	289,240	1.3%	18,078
Guiding Principles (2016)	216,139	1.0%	54,035
Miracles Happen (1998)	99,868	.4%	4,539
<b>Total</b>	<b>22,662,204</b>	<b>100%</b>	

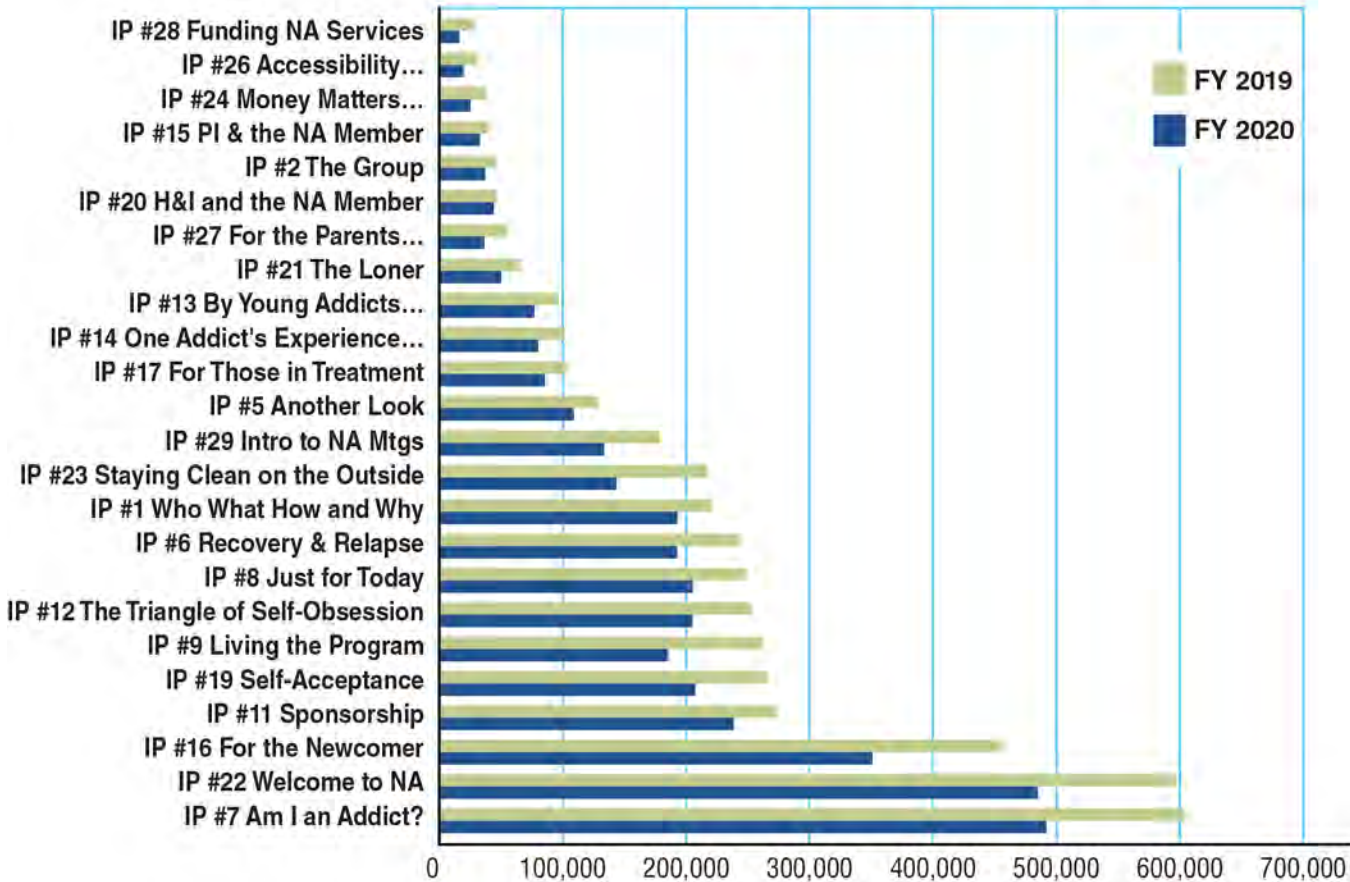


The Basic Text still accounts for the "lion's share" of our book distribution

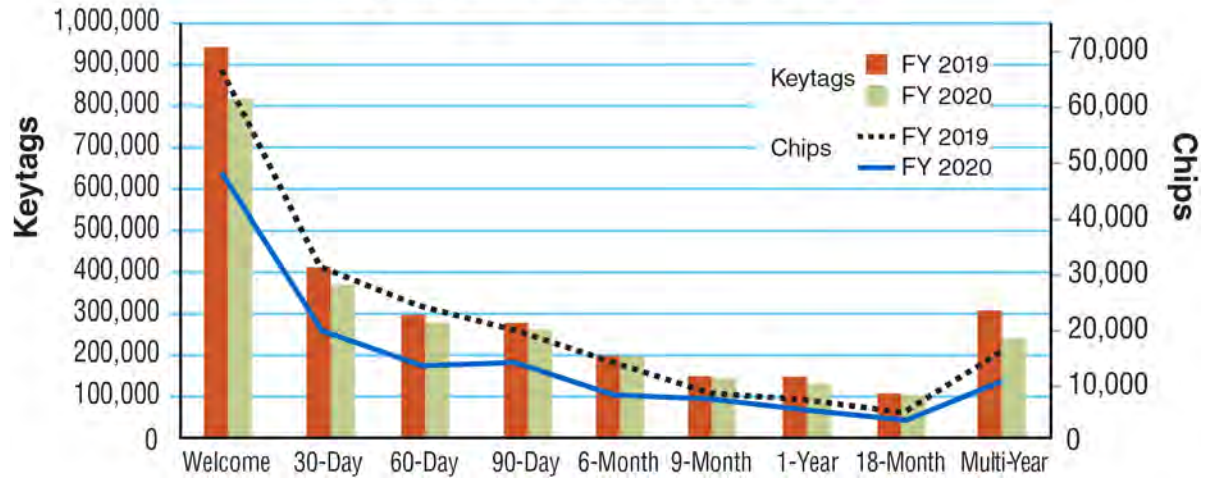
## FY 2020 Booklet Distribution



## FY 2020 Informational Pamphlets Distribution



## Keytag and Chip Distribution

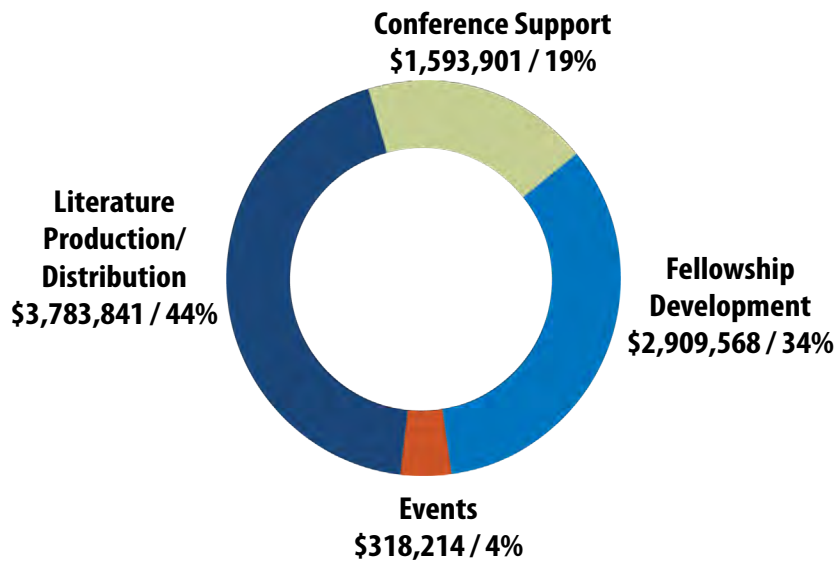


This section is our primary delivery method of financial information to interested members and outside parties, as required by law to maintain our nonprofit status.

The following financial statements document NAWS' financial position at the end of FY 2020:

1. Consolidated Statement of Financial Position (Balance Sheet)
2. Consolidated Statement of Activities (Income Statement)
3. Fellowship Contributions Report
4. Independent Auditors' Report

### Actual Expense for FY 2020



## Narcotics Anonymous World Services Consolidated Statement of Financial Position

Balance Sheet For the Twelve Months Ending 30 June 2020

### CURRENT ASSETS

Cash and Cash Equivalents		
Checking Accounts and Money Market Reserve Accounts	\$	1,241,395
		1,130,466
<b>Total Accessible Cash for Operations</b>	<b>\$</b>	<b>2,371,861</b>
Cash in Iran	\$	113,777
<b>Cash Total</b>		<b>\$ 2,485,638</b>
Accounts Receivable		
Accounts Receivable	\$	473,080
Convention & Conference Clearing Accounts		0
Less Allowance for Doubtful Accounts		(110,374)
<b>Receivable Total</b>		<b>\$ 362,705</b>
Inventory	\$	2,011,925
Prepaid Expenses and Sales Deposits		137,655
WCNA Deposits and Prepaid Expenses		50,463
<b>Total Current Assets</b>		<b>\$ 5,048,386</b>
<b>EQUIPMENT, FURNITURE AND IMPROVEMENTS</b>		
Equipment and Furniture	\$	1,190,077
Leasehold Improvements		1,163,981
Intellectual and Software Property		3,308,710
Less Accumulated Depreciation and Amortization		(4,613,583)
<b>Total Equipment, Furniture and Improvements</b>		<b>\$ 1,049,185</b>
<b>TOTAL ASSETS</b>		<b>\$6,097,571</b>
<b>CURRENT LIABILITIES</b>		
Accounts Payable	\$	236,544
Accrued Payroll Expense		228,734
Paycheck Protection Program- Current		318,466
<b>Total Current Liabilities</b>		<b>\$783,744</b>
<b>LONG TERM LIABILITIES</b>		
Economic Injury Disaster Loan	\$	-
Paycheck Protection Program		358,274
<b>Total Long Term Liabilities</b>		<b>\$358,274</b>
<b>NET ASSETS</b>		
Previous Unrestricted Net Assets	\$	6,484,007
Current Gain / (Loss) Unrestricted Net Assets		(1,528,454)
<b>Total Net Assets</b>		<b>\$4,955,554</b>
<b>TOTAL LIABILITIES AND NET ASSETS</b>		<b>\$6,097,571</b>



# Narcotics Anonymous World Services Consolidated Statement of Activities

**Income Statement** For the Twelve Months  
Ending 30 June 2020

	YTD ACTUAL	YTD BUDGET	VARIANCE	VARIANCE%
<b>INCOME</b>				
<b>RECOVERY LITERATURE INCOME</b>				
BASIC TEXT	\$ 1,650,767	\$ 2,216,718	\$ (565,951)	-26%
BASIC TEXT: Translated	171,234	192,405	(21,171)	-11%
BASIC TEXT: Softcover	925,412	1,042,199	(116,787)	-11%
JUST FOR TODAY	646,785	816,599	(169,814)	-21%
WORKS: HOW & WHY	535,334	643,040	(107,706)	-17%
SPONSORSHIP BOOK	25,429	33,493	(8,064)	-24%
STEP WORKING GUIDES	767,993	831,153	(63,160)	-8%
LIVING CLEAN	344,444	412,800	(68,356)	-17%
GUIDING PRINCIPLES	134,015	309,600	(175,585)	-57%
ePUB BOOKS	131,701	97,899	33,802	35%
LITERATURE INCOME (IRAN)	262,333	785,751	(523,418)	-67%
OTHER RECOVERY LITERATURE	1,096,184	1,394,231	(298,047)	-21%
<b>Subtotal</b>	<b>\$ 6,691,631</b>	<b>\$ 8,775,888</b>	<b>\$ (2,084,257)</b>	<b>-24%</b>
<b>OTHER INVENTORY INCOME</b>				
MEDALLIONS	\$ 731,120	\$ 889,167	\$ (158,047)	-18%
KEY TAGS & CHIPS	1,114,993	1,371,283	(256,290)	-19%
NON-FIPT INFORMATION BOOKLETS	18,872	62,155	(43,283)	-70%
SERVICE MATERIAL	135,469	202,037	(66,568)	-33%
SPECIALTY ITEMS	70,671	84,316	(13,645)	-16%
MIRACLES HAPPEN	15,304	24,618	(9,314)	-38%
<b>Subtotal</b>	<b>\$ 2,086,429</b>	<b>\$ 2,633,576</b>	<b>\$ (547,147)</b>	
SHIPPING	\$ 545,699	\$ 626,667	\$ (80,968)	-13%
DISCOUNTS	(1,264,218)	(1,448,008)	183,790	-13%
DEVELOPMENTAL SUBSIDIES & ALLOWANCES	(121,754)	(163,519)	41,765	-26%
<b>Subtotal</b>	<b>\$ (840,272)</b>	<b>\$ (984,860)</b>	<b>\$ 144,588</b>	<b>-15%</b>
<b>Gross Literature Income (less discounts)</b>	<b>\$ 7,937,788</b>	<b>\$10,424,604</b>	<b>\$ (2,486,816)</b>	<b>-24%</b>
<b>Gross Literature Income ( without IRAN )</b>	<b>\$ 7,675,454</b>	<b>\$ 9,638,853</b>	<b>\$ (1,963,399)</b>	<b>-20%</b>
<b>RECOVERY LITERATURE COST OF GOODS</b>				
BASIC TEXT	\$ 365,653	\$ 391,556	\$ (25,903)	-7%
BASIC TEXT: Translated	29,266	59,738	(30,472)	-51%
BASIC TEXT: Softcover	131,097	131,767	(670)	-1%
JUST FOR TODAY	72,992	71,186	1,806	3%
WORKS: HOW & WHY	107,229	104,649	2,580	2%
SPONSORSHIP BOOK	4,291	7,522	(3,231)	-43%
STEP WORKING GUIDES	89,886	83,680	6,206	7%
LIVING CLEAN	77,328	61,503	15,825	26%
GUIDING PRINCIPLES	27,695	53,964	(26,269)	-49%
ePUB BOOKS	39,464	33,620	5,844	17%
LITERATURE INCOME (IRAN)	283,066	584,662	(301,596)	-52%
OTHER RECOVERY LITERATURE	211,455	265,459	(54,004)	-20%
<b>Subtotal</b>	<b>\$ 1,439,422</b>	<b>\$ 1,849,306</b>	<b>\$ (409,884)</b>	<b>-22%</b>

	YTD ACTUAL	YTD BUDGET	VARIANCE	VARIANCE%
<b>OTHER INVENTORY INCOME</b>				
MEDALLIONS	\$ 151,907	\$ 203,792	\$ (51,885)	-25%
KEY TAGS & CHIPS	260,055	306,604	(46,549)	-15%
NON-FIPT INFORMATION BOOKLETS	3,247	5,532	(2,285)	-41%
SERVICE MATERIAL	38,949	56,199	(17,250)	-31%
SPECIALTY ITEMS	1,467	24,093	(22,626)	-94%
MIRACLES HAPPEN	2,985	4,756	(1,771)	-37%
INVENTORY ADJUSTMENT - no budget	0	-	0	
<b>Subtotal</b>	<b>\$ 458,610</b>	<b>\$ 600,976</b>	<b>\$ (142,366)</b>	<b>-24%</b>
<b>Total Cost of Goods</b>	<b>\$ 1,898,032</b>	<b>\$ 2,450,282</b>	<b>\$ (552,250)</b>	<b>-23%</b>
<b>Total Cost of Goods without IRAN</b>	<b>\$ 1,614,966</b>	<b>\$ 1,865,620</b>	<b>\$ (250,654)</b>	<b>-13%</b>
<b>Net Literature Income</b>	<b>\$ 6,039,756</b>	<b>\$ 7,974,322</b>	<b>\$ (1,934,566)</b>	<b>-24%</b>
<b>Net Literature Income without IRAN</b>	<b>\$ 6,060,488</b>	<b>\$ 7,773,233</b>	<b>\$ (1,712,745)</b>	<b>-22%</b>
<b>FELLOWSHIP CONTRIBUTIONS</b>				
Members	\$ 209,231	\$ 114,015	\$ 95,216	84%
Groups	83,514	84,364	(850)	-1%
Areas	126,147	164,866	(38,719)	-23%
Regions	520,773	567,645	(46,872)	-8%
Events/Conventions	31,339	114,932	(83,593)	-73%
Unity Day	-	-	-	
Zonal & Other Forums	28,205	57,858	(29,653)	
<b>Total Donations</b>	<b>\$ 999,209</b>	<b>\$ 1,103,680</b>	<b>\$ (104,471)</b>	<b>-9%</b>
<b>MISCELLANEOUS INCOME</b>				
LICENSED VENDOR PAYMENTS	\$ 35,718	\$ 30,325	\$ 5,393	18%
INTEREST	14,916	3,767	11,149	296%
MISCELLANEOUS	(11,502)	0	(11,502)	
INTERBRANCH	(1,029)	0	(1,029)	
<b>Total Miscellaneous Income</b>	<b>\$ 38,104</b>	<b>\$ 34,092</b>	<b>\$ 4,012</b>	<b>12%</b>
<b>OPERATING INCOME</b>	<b>\$ 7,077,069</b>	<b>\$ 9,112,094</b>	<b>\$ (2,035,025)</b>	<b>-22%</b>
<b>OPERATING INCOME (Not including IRAN)</b>	<b>\$ 7,097,802</b>	<b>\$ 8,911,005</b>	<b>\$ (1,813,203)</b>	<b>-20%</b>

# Narcotics Anonymous World Services Consolidated Statement of Activities

Income Statement For the Twelve Months  
Ending 30 June 2020

EXPENSE	YTD ACTUAL	YTD BUDGET	VARIANCE	VARIANCE%
<b>LITERATURE PRODUCTION &amp; DISTRIBUTION</b>				
<b>FIXED OPERATIONAL EXPENSES</b>				
IN HOUSE PRODUCTION (not included in Cost of Goods)	\$ 75,855	\$ 95,972	\$ (20,117)	-21%
TRANSLATIONS (not included in Cost of Goods)	47,772	38,097	9,675	25%
LITERATURE DISTRIBUTION (IRAN)	33,746	68,293	(34,547)	-51%
SHIPPING	486,611	623,580	(136,969)	-22%
BUSINESS PLAN WORKGROUP	1,170	7,854	(6,684)	-85%
LEGAL	442,880	40,912	401,968	983%
LIT P&D TRAVEL AND EXCHANGE EXPENSES	324,036	12,589	311,447	2474%
ACCOUNTING	\$ 22,165	\$ 19,543	\$ 2,622	13%
PERSONNEL	1,412,337	1,454,876	(42,539)	-3%
OVERHEAD	812,250	821,036	(8,786)	-1%
TECHNOLOGY	125,018	136,932	(11,914)	-9%
<b>Total Literature Production &amp; Distribution</b>	<b>\$ 3,783,841</b>	<b>\$ 3,319,684</b>	<b>\$ 464,157</b>	<b>14%</b>
<b>Total Literature Production &amp; Distribution without IRAN</b>	<b>\$ 3,750,094</b>	<b>\$ 3,251,391</b>	<b>\$ 498,703</b>	<b>15%</b>
<b>WORLD SERVICE CONFERENCE SUPPORT</b>				
<b>FIXED OPERATIONAL EXPENSES</b>				
PUBLICATIONS	\$ 5,154	\$ 13,722	\$ (8,568)	-62%
WORLD SERVICE CONFERENCE BIENNIAL MEETING	50,741	469,416	(418,675)	-89%
WORLD BOARD	120,330	214,200	(93,870)	-44%
HUMAN RESOURCE PANEL	20,076	25,091	(5,015)	-20%
WSC CO-FACILITATOR	1,782	5,225	(3,443)	-66%
ACCOUNTING	\$ 12,832	\$ 11,314	\$ 1,518	13%
PERSONNEL	817,669	842,297	(24,628)	-3%
OVERHEAD	470,250	475,336	(5,086)	-1%
TECHNOLOGY	72,379	79,277	(6,898)	-9%
<b>Subtotal</b>	<b>\$ 1,571,213</b>	<b>\$ 2,135,878</b>	<b>\$ (564,665)</b>	<b>-26%</b>
<b>VARIABLE OPERATIONAL EXPENSES</b>				
WSC of the FUTURE	22,688	60,000	(37,312)	-62%
<b>Total World Service Conference Support</b>	<b>\$ 1,593,901</b>	<b>\$ 2,195,878</b>	<b>\$ (601,977)</b>	<b>-27%</b>
<b>FELLOWSHIP DEVELOPMENT</b>				
<b>FIXED OPERATIONAL EXPENSES</b>				
PUBLICATIONS	49,429	103,152	(53,723)	-52%
FELLOWSHIP SUPPORT	122,001	391,150	(269,149)	-69%
PUBLIC RELATIONS	34,808	91,866	(57,058)	-62%
DEVELOPMENTAL LITERATURE	458,370	415,380	42,990	10%
ACCOUNTING	\$ 20,415	\$ 18,000	\$ 2,415	13%
PERSONNEL	1,300,837	1,340,018	(39,181)	-3%
OVERHEAD	748,125	756,217	(8,092)	-1%
TECHNOLOGY	115,149	126,122	(10,973)	-9%
<b>Subtotal</b>	<b>\$ 2,849,133</b>	<b>\$ 3,241,905</b>	<b>\$ (392,772)</b>	<b>-12%</b>

	YTD ACTUAL	YTD BUDGET	VARIANCE	VARIANCE%
<b>VARIABLE OPERATIONAL EXPENSES</b>				
DAILY MEDITATION BOOK	59,444	30,000	\$ 29,444	98%
MENTAL HEALTH/ILLNESS PAMPHLET	990	45,000	(44,010)	-98%
PUBLIC RELATIONS ROUNDTABLES	-	-	-	-
<b>Total Fellowship Development</b>	<b>\$ 2,909,568</b>	<b>\$ 3,316,905</b>	<b>\$ (407,337)</b>	<b>-12%</b>
<b>EVENTS</b>				
<b>FIXED OPERATIONAL EXPENSES</b>				
FUTURE (AND PRIOR) CONVENTIONS	\$ 6,138	\$ 10,000	\$ (3,862)	
ACCOUNTING	2,916	2,571	345	13%
PERSONNEL	185,834	191,431	(5,597)	-3%
OVERHEAD	106,875	108,031	(1,156)	-1%
TECHNOLOGY	16,450	18,017	(1,567)	-9%
<b>Total Events (Not including WCNA)</b>	<b>\$ 318,214</b>	<b>\$ 330,050</b>	<b>\$ (11,836)</b>	<b>-4%</b>
<b>TOTAL EXPENSE (Not inc. WCNA)</b>				
	<b>\$8,605,523</b>	<b>\$9,162,517</b>	<b>(\$556,994)</b>	<b>-6%</b>
<b>TOTAL EXPENSE (Not inc. IRAN )</b>				
	<b>\$8,571,777</b>	<b>\$9,094,224</b>	<b>(\$522,447)</b>	<b>-6%</b>
<b>EXCESS REVIEXP (Not inc. WCNA)</b>				
	<b>(\$1,528,454)</b>	<b>(\$50,423)</b>	<b>(\$1,478,031)</b>	<b>2931%</b>
<b>EXCESS REVIEXP (Not inc. IRAN )</b>				
	<b>(\$1,473,975)</b>	<b>(\$183,219)</b>	<b>(\$1,290,756)</b>	<b>704%</b>
<b>INCREASE (DECREASE) NET ASSETS</b>				
	<b>(\$1,528,454)</b>	<b>(\$50,423)</b>	<b>(\$1,478,031)</b>	<b>2931%</b>
<b>INCREASE (DECREASE) without IRAN</b>				
	<b>(\$1,473,975)</b>	<b>(\$183,219)</b>	<b>(\$1,290,756)</b>	<b>704%</b>

# Fellowship Contributions Report

1 July 2019 through 30 June 2020

● Individuals ● Groups ● Area ● Regions ● Activities/other

Contributor (# of contributions)	FY 2020 contributions	FY 2019 contributions	Contributor (# of contributions)	FY 2020 contributions	FY 2019 contributions	Contributor (# of contributions)	FY 2020 contributions	FY 2019 contributions
<b>Members/groups through contribution portal</b>			<b>Arizona Region</b>			<b>Nothing to Fear Group (12)</b>		
Members/groups—no service body	118,768.74	0.00	12 To Life Group (1)	352.00	506.00	Panhandle Area (9)	78.21	67.53
<i>Total:</i>	118,768.74	0.00	Arizona Region (1)	6,000.00	6,000.00	Step it up Group (1)	5.00	0.00
<b>ABCD Region</b>			Dynamite Men's Group (4)	253.85	201.25	Unity Area (1)	50.00	200.00
60 Minutes to Serenity Group (0)	0.00	109.72	Dynamite Recovery Group (5)	300.00	117.50	<i>Best Little Region Total:</i>		
ABCD Region (6)	1,846.26	1,064.19	East Valley Area (3)	612.28	159.69	4,788.43	3,267.08	
Green Mountain Area (1)	133.27	450.10	Individual Members (17)	1,047.64	118.57	<b>Big Moscow Region</b>		
Individual Members (4)	1,035.00	5.00	It's Time Group (6)	173.53	65.85	Big Moscow Region (3)	710.83	721.00
Mid-Hudson Area (6)	193.06	217.67	Moment of Clarity Group (6)	246.93	43.00	Individual Members (2)	200.00	0.00
Never Alone Group (1)	110.00	192.00	Not Just Another NA Group (6)	277.96	351.71	New Day Group (1)	70.00	0.00
Wednesday Night Step Group (1)	139.57	148.00	Options for Us Group (2)	75.00	172.00	<i>Big Moscow Region Total:</i>		
<i>ABCD Region Total:</i>	3,457.16	2,186.68	Saturday Morning Group (6)	359.70	0.00	980.83	721.00	
<b>Alabama/NW Florida Region</b>			Saturday Morning Serenity Group (1)	200.00	0.00	<b>Bluegrass-Appalachian Region</b>		
Alabama/NW Florida Region (3)	9,000.00	5,332.12	The Journey Begins Group (0)	0.00	26.00	Individual Members (1)	20.00	0.00
Individual Members (2)	15.00	0.00	Trusting the Process Group (3)	105.65	0.00	<i>Bluegrass-Appalachian Region Total:</i>		
Third Tradition Group (0)	0.00	250.00	<i>Arizona Region Total:</i>			20.00	0.00	
<i>Alabama/NW Florida Region Total:</i>	9,015.00	5,582.12	10,004.54	7,761.57	<b>Brazil Central Region</b>			
<b>Alaska Region</b>			<b>Arkansas Region</b>			<b>Grupo Goiana (1)</b>		
Hope Fiends Group (0)	0.00	150.00	Arkansas Region (2)	1,805.14	1,418.61	<i>Brazil Central Region Total:</i>		
Individual Members (2)	32.00	128.00	Foothills Unity Area (5)	1,050.75	1,096.35	25.00	0.00	
Never Alone Group (0)	0.00	100.00	Individual Members (2)	20.00	0.00	<b>Brazil Region</b>		
Walk Your Talk Group (2)	1,050.00	0.00	Just For Today Group (2)	300.00	300.00	Individual Members (2)	50.00	0.00
<i>Alaska Region Total:</i>	1,082.00	378.00	Living Clean Group (2)	253.00	400.00	<i>Brazil Region Total:</i>		
<b>AL-SASK Region</b>			<b>Australian Region</b>			50.00	0.00	
AL-SASK Region (4)	1,208.77	1,014.00	Australian Region (4)	21,678.15	11,550.95	<b>Brazil Sul Region</b>		
Courage To Change Group (1)	300.00	0.00	Burleigh Waters Men's Group (1)	105.00	0.00	Brazil Sul Region (0)	0.00	258.00
Edmonton Area (1)	1,209.46	1,500.00	Cairns Women's Group (2)	32.22	0.00	Grupo Alternativo (1)	60.00	0.00
Five & Dime Living Clean Group (1)	215.81	0.00	Hope & Honesty Group (1)	10.00	0.00	<i>Brazil Sul Region Total:</i>		
Forward Bound Group (1)	151.22	200.00	Individual Members (21)	413.04	0.00	60.00	258.00	
Hard Core Recovery Group (1)	296.49	0.00	Richmond Lunchtime Group (1)	5.00	0.00	<b>Brazilian Zonal Forum</b>		
Miracles Happen Group (1)	125.00	0.00	South Australian Area (1)	373.04	0.00	Grupo Posto 9 De Ipanema (1)	60.00	0.00
Peace Area (1)	1,890.31	0.00	Toorak Group (0)	0.00	500.00	<i>Brazilian Zonal Forum Total:</i>		
Queerly Clean Group (1)	20.00	0.00	<i>Australian Region Total:</i>			60.00	0.00	
Sowing The Seed Group (2)	200.00	0.00	22,616.45	12,050.95	<b>British Columbia Region</b>			
We Do Recover Group (1)	380.14	0.00	<b>Baja Son Region</b>			<b>British Columbia Region (5)</b>		
<i>AL-SASK Region Total:</i>	5,997.20	2,714.00	Baja Son Region (0)	0.00	844.80	9,708.22	21,000.00	
<b>Aotearoa New Zealand Region</b>			Individual Members (1)	20.00	0.00	Cloverdale Group (0)	0.00	100.00
Aotearoa/New Zealand Region (2)	3,225.84	0.00	<i>Baja Son Region Total:</i>			From the Heart Group (0)	0.00	300.00
Individual Members (4)	929.33	0.00	20.00	844.80	<b>Individual Members (29)</b>			
Speaker Meeting (1)	15.20	0.00	<b>Belgium Region</b>			1,385.00	310.00	
Up & At 'Em Group (1)	350.00	0.00	Belgium Region (0)	0.00	568.18	Just As We Are Group (1)	150.00	450.00
<i>Aotearoa New Zealand Region Total:</i>	4,520.37	0.00	Farsi Group (1)	13.65	0.00	Keep It Simple Group (15)	150.00	0.00
<b>Argentina Region</b>			Individual Members (1)	111.11	0.00	Men's Primary Purpose Group (1)	43.66	230.75
Individual Members (2)	15.00	0.00	<i>Belgium Region Total:</i>			Miracles Can Happen Group (1)	251.78	0.00
<i>Argentina Region Total:</i>	15.00	0.00	124.76	568.18	<b>Mixed Nuts Group (0)</b>			
<b>Best Little Region</b>			<b>Best Little Region</b>			Nelson Carry this Message Group (3)	76.02	0.00
12 Steps - New Life Group (9)	405.78	419.44	12 Steps - New Life Group (9)	405.78	419.44	Never Alone Group (1)	200.00	0.00
Best Little Region (2)	3,782.26	2,356.26	Best Little Region (2)	3,782.26	2,356.26	Never Alone Group (2)	793.54	0.00
Just For Today Group (4)	243.13	0.00	Just For Today Group (4)	243.13	0.00	New West Nooner Group (1)	301.13	1,400.00
						Save Our Serenity Group (0)	0.00	0.00
						South Vancouver Island Area (5)	2,559.53	0.00
						Taylor Arm NA Campout (1)	1,917.25	0.00
						Thursday Night Winners Group (1)	117.75	197.06
						<i>British Columbia Region Total:</i>		
						17,653.88	24,037.81	

Contributor (# of contributions)	FY 2020 contributions	FY 2019 contributions	Contributor (# of contributions)	FY 2020 contributions	FY 2019 contributions	Contributor (# of contributions)	FY 2020 contributions	FY 2019 contributions
<b>Buckeye Region</b>			Stay Clean Group (1)	100.00	0.00	Chicagoland Region (1)	1,000.00	777.00
Buckeye Region (8)	2,400.00	350.00	Sun City Area (2)	238.44	623.83	Happy Hour Group (0)	0.00	185.00
Great Lakes Area (0)	0.00	500.00	Surrender To Win Group (1)	61.00	313.00	Individual Members (35)	1,780.00	1,374.00
Individual Members (0)	0.00	35.35	Upper South Carolina Area (5)	2,252.89	1,186.84	Night Before Xmas Group (2)	63.00	80.00
LEGS Area (1)	250.00	0.00	Carolina Region Total:	16,954.12	18,038.14	North City Area (8)	440.05	521.43
Regardless Of...Group (0)	0.00	100.00	<b>Central Atlantic Region</b>			Recovery Monologues Group (0)	0.00	84.00
Western Reserve Area (10)	480.00	440.00	Almost Heaven Area (9)	784.75	815.55	Recovery Works Group (0)	0.00	50.00
Buckeye Region Total:	3,130.00	1,425.35	Central Atlantic Region (1)	4,451.26	5,052.74	River North Group (0)	0.00	140.00
<b>California Inland Region</b>			Experience Strength & Hope Group (2)	80.94	79.46	Rock River Area (2)	500.00	250.00
California Inland Region (3)	17,598.78	11,074.11	Individual Members (8)	258.51	174.40	Russian Addicts Group (1)	100.00	0.00
Individual Members (12)	634.04	20.00	More Will Be Revealed Group (1)	13.00	0.00	Chicagoland Region Total:	4,032.05	3,481.43
Southwest Area (3)	991.78	1,716.63	New Dominion Area (1)	2,349.10	2,315.57	<b>Chile Region</b>		
We do Recover Group (9)	72.00	80.00	New River Valley Area (1)	25.00	0.00	Grupo Cable a Tierra (2)	105.00	0.00
California Inland Region Total:	19,296.60	12,890.74	New Vision Group (3)	50.00	30.00	Individual Members (1)	20.00	0.00
<b>California Mid-State Region</b>			Piedmont Area (2)	500.00	1,000.00	Chile Region Total:	125.00	0.00
CA Mid-State Region (1)	4,485.04	10,206.37	Rappahannock Area (0)	0.00	300.00	<b>China Region</b>		
Caring & Sharing Group (4)	111.11	94.29	Save Uranus Group (1)	50.00	0.00	Individual Members (2)	100.00	0.00
Central Sierra Area (1)	525.32	0.00	Ties That Bind Us Group (1)	75.50	0.00	China Region Total:	100.00	0.00
Foothill Area (3)	295.60	116.70	We Can Change Group (1)	25.00	0.00	<b>Colombia Region</b>		
Gold Country Area (1)	500.00	1,000.00	We Do Recover Group (0)	0.00	20.89	Colombia Region (1)	345.00	0.00
Individual Members (8)	524.78	51.13	We Do Recovery Group (1)	100.00	0.00	Grupo Algo Mas Sera Revelado (1)	5.00	0.00
Stanislaus Valley Groups Area (0)	0.00	56.60	Central Atlantic Region Total:	8,763.06	9,788.61	Grupo El Camino (2)	40.00	152.00
California Mid-State Region Total:	6,441.85	11,525.09	<b>Central California Region</b>			Individual Members (2)	30.00	0.00
<b>Canada Atlantic Region</b>			Central California Region (2)	6,290.65	200.00	Colombia Region Total:	420.00	152.00
Canadian Atlantic Region (5)	605.81	2,217.92	Central California Regional Convention (1)	2,613.53	2,088.93	<b>Colorado Region</b>		
Foundation Group (3)	93.86	750.00	Central Coast Area (11)	275.00	386.79	Addicts Seeking Sanity Group (7)	357.16	374.13
Freedom Group (1)	287.56	0.00	County Line Area (5)	1,422.33	1,474.05	Ain't Dead Yet Group (1)	294.42	210.99
Individual Members (5)	120.50	550.00	Gold Coast Area (11)	960.00	720.00	Barrel Full of Recovery Group (1)	33.00	0.00
New Awakenings Group (4)	90.96	64.34	Grupo La Recuperacion es posible (6)	91.00	78.00	Clean & Serene Group (1)	65.00	0.00
Canada Atlantic Region Total:	1,198.69	3,582.26	Individual Members (30)	1,445.00	1,066.00	Colorado Region (3)	4,365.00	3,000.00
<b>Carolina Region</b>			Kern County Area (2)	350.00	900.00	Continued Deflation Group (0)	0.00	25.00
All Kidding Aside Group (6)	228.00	178.00	Positive Hour Group (1)	300.00	230.00	Crestone Group (1)	20.00	39.00
Basic Text Express Group (2)	31.00	20.00	Spiritual Not Religious Group (11)	532.56	198.00	Humble Lights Group (3)	192.00	268.00
Capital Area (5)	338.48	245.46	Central California Region Total:	14,280.07	7,341.77	Individual Members (22)	254.00	100.00
Carolina Region (3)	11,508.48	11,600.00	<b>Chesapeake &amp; Potomac Region</b>			Just Can't Miss It Group (1)	32.75	308.31
Clean Living Group (4)	132.15	147.51	Battlefield Area (1)	110.46	0.00	Mile High Area (3)	1,093.04	410.47
End of the Road Group (5)	260.00	222.26	Chesapeake/Potomac Region (3)	16,463.11	0.00	Off the Wall Area (3)	1,506.78	0.00
Flowerstown Group (2)	233.00	126.00	Clean Works Group (1)	100.00	0.00	Pallbears Group (1)	57.00	68.00
Freedom Through Recovery Group (1)	105.00	0.00	Conscious Contact Beginners Group (1)	90.00	0.00	Pikes Peak Area (1)	320.34	206.10
Grassroots Group (0)	0.00	25.00	Glad to Be Alive Group (1)	71.00	0.00	Primary Purpose Group (5)	233.00	385.00
Greater Charlotte Area (1)	85.43	0.00	Individual Members (18)	1,010.00	300.00	Steamboat Gentlemen's Group (2)	33.04	0.00
Individual Members (16)	290.00	468.60	It Works How & Why Group (3)	55.89	47.27	Surrender to Win Group (6)	279.00	294.71
Just For Today Group (2)	115.61	141.79	Old Time Recovery Group (5)	61.00	0.00	Together We Can in Steamboat Group (1)	50.00	0.00
Lake Norman Area (1)	163.01	739.59	One Step at a Time Group (4)	120.00	0.00	Try Again Group (0)	0.00	23.00
Living Clean Group (0)	0.00	20.00	One Step at a Time Group (1)	15.00	0.00	Unity Day (0)	0.00	300.00
Middle of the Road Group (0)	0.00	600.00	Recovery Alley Group (3)	200.00	0.00	When at the End of the Road Group (0)	0.00	352.21
NAPD Group (1)	143.50	68.14	Women's Step & Tradition Group (3)	40.00	0.00	Young at Heart Group (1)	100.00	0.00
New Hope Area (1)	337.27	0.00	Yellow Brick Road Group (0)	0.00	56.50	Colorado Region Total:	9,285.53	6,364.92
Port City Area (1)	6.00	0.00	Chesapeake & Potomac Region Total:	18,336.46	403.77	<b>Connecticut Region</b>		
Primary Purpose Group (2)	60.00	201.00	<b>Chicagoland Region</b>			Connecticut Region (10)	15,967.73	23,027.35
South Coastal Area (8)	241.05	1,106.12	A New Way of Life Group (1)	139.00	0.00	Get Clean or Die Trying Group (3)	178.20	228.94
Spiritual Gangsters Group (1)	23.81	5.00	Basic Text & Coffee Group (1)	10.00	20.00			

Contributor (# of contributions)	FY 2020 contributions	FY 2019 contributions	Contributor (# of contributions)	FY 2020 contributions	FY 2019 contributions	Contributor (# of contributions)	FY 2020 contributions	FY 2019 contributions
Greater Hartford Area (13)	1,598.18	1,500.96	Life on Life's Terms Group (7)	457.00	758.00	The Journey Continues Group (0)	0.00	175.00
Individual Members (21)	2,276.00	172.42	Miracles of Faith Group (3)	55.00	0.00	Two Dec's & Beyond Group (1)	257.74	0.00
Living Clean Group (1)	50.00	0.00	Palm Coast Area (2)	1,146.55	5,000.00	<i>Georgia Region Total:</i>	14,398.38	15,689.81
New Bridge Over Troubled Waters Group (2)	116.60	0.00	Point of Freedom Group (3)	103.95	100.00	<b>German Speaking Region</b>		
Sanity on Sunday Group (4)	147.82	185.31	Recovery Central Group (12)	483.63	532.18	Berlin Area (Gebiet Berlin) (2)	6,026.03	1,111.11
Straight Ahead Group (1)	10.00	0.00	Recovery Matters Group (3)	93.00	66.00	Berlin Gruppe (0)	0.00	57.47
Straight from the Hip Group (1)	275.68	86.14	Recovery on Campus Group (4)	443.97	619.49	Bochum Ein Neuer Anfang Gruppe (1)	55.56	68.97
Thru the Steps Group (5)	35.00	0.00	Soul Sistas Group (0)	0.00	25.00	Bochum Friday Group (2)	131.65	0.00
<i>Connecticut Region Total:</i>	20,655.21	25,201.12	Steps To Freedom Group (9)	443.00	496.72	Brandenburg Group (0)	0.00	44.94
<b>Costa Rica Region</b>			Stick N Stay Group (2)	40.00	50.00	Dienstag Gruppe (0)	0.00	568.18
Costa Rica Region (2)	768.00	0.00	Sunday Skool Group (9)	130.73	152.09	Falkensee Gruppe (1)	55.56	0.00
Individual Members (5)	160.00	0.00	The Lie is Dead Group (1)	18.20	13.90	Gebiets Nord-NA Hamburg (1)	1,111.11	0.00
<i>Costa Rica Region Total:</i>	928.00	0.00	<i>Florida Region Total:</i>	17,978.80	12,354.38	German Speaking Region (0)	0.00	8,060.25
<b>Cuba Region</b>			<b>France Region</b>			Individual Members (17)	325.49	2,127.79
Cuba Region (0)	0.00	120.00	France Region (1)	4,395.60	3,488.37	Monday DND Berlin Group (2)	146.56	0.00
<i>Cuba Region Total:</i>	0.00	120.00	Individual Members (16)	1,020.00	800.00	Pinneberg Group (1)	136.50	0.00
<b>Denmark Region</b>			<i>France Region Total:</i>	5,415.60	4,288.37	Saturday Night Party Gruppe (1)	225.00	0.00
Denmark Region (0)	0.00	3,344.00	<b>Free State Region</b>			Spirituelle Prinzipien Gruppe (2)	132.48	0.00
Hold Det Enkelt Gruppen (Randers) (1)	100.00	100.00	Against The Wind Group (1)	193.00	0.00	Sued Area (Gebiet Sued) (0)	0.00	568.18
<i>Denmark Region Total:</i>	100.00	3,444.00	Each One Teach One Group (1)	20.00	0.00	<i>German Speaking Region Total:</i>	8,345.94	12,606.89
<b>Eastern New York Region</b>			Free State Region (6)	17,167.65	10,000.00	<b>Grande Sao Paulo Region</b>		
Eastern New York Region (1)	3,892.87	9,777.10	Hope for Serenity Group (0)	0.00	147.50	Grande Sao Paulo Region (1)	1,500.00	2,000.00
Grupo Contra Viento y Morea (1)	20.00	20.00	Individual Members (31)	1,578.24	0.00	Individual Members (3)	90.00	0.00
Individual Members (31)	900.12	188.00	Some Are Sicker Than Others Group (2)	431.89	200.00	<i>Grande Sao Paulo Region Total:</i>	1,590.00	2,000.00
Spiritual Connection Group (2)	60.00	40.00	<i>Free State Region Total:</i>	19,390.78	10,347.50	<b>Greater Illinois Region</b>		
Wonder Women Group (0)	0.00	130.50	<b>Georgia Region</b>			Greater Illinois Region (2)	2,958.06	2,842.38
<i>Eastern New York Region Total:</i>	4,872.99	10,155.60	Above & Beyond Group (2)	150.75	0.00	Individual Members (2)	20.00	14,865.00
<b>Eastern Pennsylvania Region</b>			Backroom Group (1)	400.00	200.00	<i>Greater Illinois Region Total:</i>	2,978.06	17,707.38
Abington Hospital Group (2)	294.00	0.00	Beginners Group (1)	66.16	41.27	<b>Greater New York Region</b>		
Bordentown Group (0)	0.00	73.40	Clean Air Act Group (2)	103.48	443.26	A Greater Consciousness Group (6)	106.00	253.00
Eastern Pennsylvania Region (1)	3,104.26	6,677.15	Close Encounters Group (1)	12.74	105.70	Bleecker Street Tuesday Group (0)	0.00	861.50
Individual Members (3)	505.00	-50.00	First Step Group (4)	156.25	866.80	Carrying the Message Group (0)	0.00	-60.00
Step Into The Traditions Group (1)	40.00	0.00	Georgia Region (3)	8,927.93	9,533.12	Eastern Long Island Area (2)	1,800.00	475.00
<i>Eastern Pennsylvania Region Total:</i>	3,943.26	6,700.55	Getting Better Group (9)	196.42	140.46	Greater New York Region (5)	10,000.00	6,000.00
<b>Finland Region</b>			Grateful Heads Group (1)	140.00	280.00	Hope in the Slope Group (1)	66.50	0.00
Hervanta Group (1)	100.00	0.00	Grupo Nuevo Amanecer (1)	232.00	0.00	Individual Members (35)	1,914.00	695.64
Individual Members (3)	353.33	0.00	Hardcore Hope Group (0)	0.00	40.00	Life After Drugs Group (1)	30.00	30.00
Living Clean Group (0)	0.00	115.00	How You Livin Group (3)	555.01	0.00	Miracles in Co-Op Group (1)	100.00	75.00
<i>Finland Region Total:</i>	453.33	115.00	Individual Members (5)	1,167.00	1,073.00	New York City Area (3)	838.33	877.91
<b>Florida Region</b>			International City Group (5)	114.60	240.05	Recovery in El Barrio Group (5)	89.14	48.38
A Train to Somewhere Group (4)	97.53	116.95	Just for Sunday Group (1)	100.00	59.61	Recurring Themes Group (1)	50.00	318.75
Carry the Message Group (1)	75.00	0.00	Just For Today Group (0)	0.00	451.00	Saturday Morning Serenity Group (1)	100.00	275.00
Florida Region (1)	10,000.00	0.00	Living Free Group (8)	161.79	266.18	Serenity on Saturday Group (1)	49.00	147.00
Forest Area (2)	95.17	961.92	Living The Program Group (2)	90.00	0.00	The Only Game in Town Group (2)	91.50	124.20
Friday Night Alternative Group (9)	293.00	0.00	Macon Miracles Group (4)	290.00	225.00	<i>Greater New York Region Total:</i>	15,234.47	10,121.38
Greater Orlando Area (3)	1,448.06	2,238.57	New Horizon Group (4)	238.51	192.40	<b>Greater Philadelphia Region</b>		
Individual Members (23)	2,439.67	973.00	North Atlanta Area (2)	225.00	47.00	11th Hour Group (1)	83.25	0.00
Just for Thursday Group (8)	115.34	239.63	One is Too Many Group (0)	0.00	10.00	Clean Acres Area (Chester County) (5)	1,058.18	661.04
Kissimmee Connection Group (0)	0.00	10.93	Recovery at 6pm Group (1)	300.00	0.00	Delco Area (2)	334.57	2,346.98
			Sisters in Unity Group (4)	98.75	113.17	Down Payment on Life Group (5)	161.00	35.00
			South Georgia Area (0)	0.00	500.00	Great Start Group (0)	0.00	50.00
			Spirit & Service Group (1)	15.00	0.00			
			Surrender Group (8)	399.25	686.79			

Contributor (# of contributions)	FY 2020 contributions	FY 2019 contributions
Greater Camden Area (1)	50.00	0.00
Greater Philadelphia Region (1)	2,000.00	1,000.00
Individual Members (11)	197.90	0.00
<i>Greater Philadelphia Region Total:</i>	3,884.90	4,093.02
<b>Greece Region</b>		
Individual Members (1)	10.00	0.00
Northern Greece Area (1)	168.40	0.00
<i>Greece Region Total:</i>	178.40	0.00
<b>Hawaii Region</b>		
Hawaii Region (5)	7,091.83	3,966.33
Ho'o Kupono/Anahola Group (1)	29.00	0.00
Individual Members (30)	837.00	50.00
Just for Today Group (0)	0.00	140.00
Kauai Area (2)	239.00	150.00
Living Clean: The Journey Continues Group (2)	200.00	100.00
No Matter What Group (1)	30.00	0.00
Oahu Area (9)	387.50	718.13
Oahu Gathering (1)	185.00	0.00
Owau No Au Group (0)	0.00	86.00
Pono Group (1)	106.00	0.00
West Hawaii Area (1)	50.00	58.03
<i>Hawaii Region Total:</i>	9,155.33	5,268.49
<b>HOW Region</b>		
HOW Region (1)	1,860.00	0.00
<i>HOW Region Total:</i>	1,860.00	0.00
<b>Indiana Region</b>		
Beyond the End of the Road Basic Retreat 2019 (1)	192.17	0.00
Central Indiana Area (4)	2,307.57	2,081.05
Cross Roads Area (4)	233.63	293.57
East Central Area (3)	152.00	260.00
Foundation First Group (2)	187.85	0.00
Heartland Area (1)	115.30	459.97
Indiana Region (8)	2,039.96	3,701.00
Indiana Region Convention (0)	0.00	2,616.82
Individual Members (5)	582.00	500.00
Michiana Area (4)	174.00	291.16
Mid-State Area (5)	1,216.64	1,514.64
NE Indiana Area (2)	2,272.00	273.09
R Group (1)	50.00	0.00
Rats NA Drain Ditch Group (3)	220.00	153.00
South Central Indiana Area (1)	500.00	2,000.00
South Shore Area (1)	100.00	705.00
That Tuesday ... Broad Ripple Group (1)	122.00	97.00
Tuesday Night Group (0)	0.00	347.42
<i>Indiana Region Total:</i>	10,465.12	15,293.72
<b>Indonesia Region</b>		
Bali Area (1)	550.00	0.00
Individual Members (1)	30.00	0.00
Jakarta Area (1)	120.00	0.00
<i>Indonesia Region Total:</i>	700.00	0.00

Contributor (# of contributions)	FY 2020 contributions	FY 2019 contributions
<b>Iowa Region</b>		
Individual Members (6)	237.00	0.00
Iowa Region (2)	850.00	2,900.00
Rathburn Regional Group (1)	100.00	150.00
Saturday Serenity Group (0)	0.00	25.00
South East Iowa Area (0)	0.00	250.00
Southwest Iowa Area (1)	100.00	0.00
Thursday Night Topics (1)	75.00	0.00
TLC Group (1)	79.00	0.00
We Do Recover Group (4)	314.00	195.00
<i>Iowa Region Total:</i>	1,755.00	3,520.00
<b>Irish Region</b>		
Amien Street Group (1)	114.44	112.36
Individual Members (17)	441.00	300.00
Irish Region (3)	3,420.00	1,819.61
Living Clean: The Journey Continues Group (2)	649.00	110.00
<i>Irish Region Total:</i>	4,624.44	2,341.97
<b>Israel Region</b>		
Holon Group (1)	86.00	0.00
Individual Members (7)	556.00	0.00
Our Common Welfare Group (2)	112.50	0.00
<i>Israel Region Total:</i>	754.50	0.00
<b>Italy Region</b>		
Italy Region (2)	1,651.39	1,088.12
We Are Open On Sunday Group (3)	75.00	0.00
<i>Italy Region Total:</i>	1,726.39	1,088.12
<b>Japan Region</b>		
Individual Members (2)	29.00	0.00
Shinjyuku Group (0)	0.00	100.00
<i>Japan Region Total:</i>	29.00	100.00
<b>Kentuckiana Region</b>		
24 Group (0)	0.00	40.00
502 Area (LSU) (0)	0.00	333.33
Clean & Serene Group (1)	50.00	0.00
Individual Members (3)	101.00	0.00
Just Us Home Group (10)	230.00	180.00
Kentuckiana Region (2)	7,146.48	2,704.57
Living the Program Group (2)	20.00	20.00
Louisville Area (6)	300.00	600.00
South Central Kentucky Area (1)	39.00	29.38
The Phoenix Group (2)	350.00	300.00
Women in Recovery Group (3)	82.00	0.00
Women's Power Within Group (1)	40.00	0.00
<i>Kentuckiana Region Total:</i>	8,358.48	4,207.28
<b>Kuwait Region</b>		
Individual Members (4)	200.00	0.00
Kuwait Region (0)	0.00	4,090.00
<i>Kuwait Region Total:</i>	200.00	4,090.00

Contributor (# of contributions)	FY 2020 contributions	FY 2019 contributions
<b>Latvia Region</b>		
Individual Members (1)	10.00	0.00
<i>Latvia Region Total:</i>	10.00	0.00
<b>Lithuania Region</b>		
Naujas Kelias Group (0)	0.00	30.00
<i>Lithuania Region Total:</i>	0.00	30.00
<b>Lone Star Region</b>		
Another Chance Group (8)	80.00	120.00
Awakenings Group (3)	95.00	0.00
Azle Group (0)	0.00	25.00
Broadway Group (2)	35.00	110.50
Clarity Group (8)	201.07	0.00
Dallas Area (12)	1,413.89	9,905.20
Eastside Recovery Group (3)	132.93	63.98
Fort Worth Area (7)	862.19	1,157.54
Grace Group (1)	300.00	0.00
Haslet Group (10)	292.05	217.52
Heart of Texas GSF (3)	272.25	236.98
Individual Members (19)	1,015.00	900.00
Just For Today Group (0)	0.00	62.50
Last House on the Block Group (4)	647.03	1,216.28
Living Recovery Group (6)	106.00	455.68
Lone Star Region (3)	3,000.00	5,500.00
Mansfield Group (6)	300.00	400.00
McKinney Group (2)	300.00	550.00
New Beginnings Group (0)	0.00	25.00
Northside Group (9)	1,843.78	2,476.16
Rose City Area (0)	0.00	40.00
Sunday Solutions Group (3)	151.00	0.00
Town East Group (9)	571.12	754.63
Visions of Recovery Group (1)	300.00	0.00
Wylie Group (3)	287.50	175.00
<i>Lone Star Region Total:</i>	12,205.81	24,391.97
<b>Louisiana Region</b>		
A Way Out Group (1)	110.00	0.00
Awaken Spiritually Group (1)	100.00	0.00
Individual Members (9)	623.00	32.00
Louisiana Region (4)	5,238.17	3,698.55
New Attitudes Group (1)	25.00	0.00
Northshore Area (5)	997.70	733.44
Stairway To Life Group (0)	0.00	50.00
<i>Louisiana Region Total:</i>	7,093.87	4,513.99
<b>Malaysia</b>		
Individual Members (0)	0.00	290.00
<i>Malaysia Total:</i>	0.00	290.00
<b>Metro Detroit Region</b>		
Daily Maintenance Group (5)	225.00	480.00
Individual Members (4)	1,700.00	0.00
Metro Detroit Region (0)	0.00	600.00
Monroe County Area (4)	325.00	525.00
Western Wayne Area (9)	2,689.49	4,218.09
<i>Metro Detroit Region Total:</i>	4,939.49	5,823.09



Contributor (# of contributions)	FY 2020 contributions	FY 2019 contributions	Contributor (# of contributions)	FY 2020 contributions	FY 2019 contributions	Contributor (# of contributions)	FY 2020 contributions	FY 2019 contributions
<b>Monterey County Area (11)</b>	<b>1,100.00</b>	<b>1,300.00</b>	<b>Ohio Region</b>			<b>Pacific Cascade Region</b>		
No Matter What Group (3)	163.00	0.00	Come Together Group (2)	100.00	150.00	Another Gay Meeting Group (1)	11.00	22.00
Nooner Group (9)	497.50	803.50	Coming to Light Group (1)	14.00	0.00	Anyone & Everyone Group (5)	39.19	29.00
Northern CA Region (7)	37,602.38	34,414.70	Dark Side of the Spoon Group (1)	131.66	0.00	Basic Group (1)	30.00	37.00
Orland Back to Basics Group (1)	41.72	25.65	Free Today Group (1)	60.00	0.00	Central Oregon High Desert Area (2)	816.83	75.00
Out of the Basement Group (1)	100.00	0.00	Godzvilla Group (1)	70.00	106.00	Dopeless Hope Fiends Group (1)	10.00	0.00
Paradise Monday Night Group (1)	7.00	0.00	Greater Cincinnati Area (1)	900.00	1,460.00	How & Why On The Mountain Group (1)	100.00	0.00
Peace in the Pines Group (2)	95.33	0.00	Individual Members (7)	654.49	607.00	Individual Members (14)	502.00	117.00
San Tomas Solution Group (2)	718.46	0.00	Kentucky Ohio Recovery Area (0)	0.00	0.00	Kick the Monkey Group (0)	0.00	50.00
Shasta/Trinity Area (6)	721.66	0.00	Mid East Area (0)	0.00	-1,071.13	Lane County Area Activities (1)	282.17	0.00
Short & Sweet Group (2)	171.00	0.00	Ohio Region (4)	6,577.51	6,503.64	Learning to Live Group (2)	150.00	650.00
Speak What's On Your Mind Group (1)	150.00	0.00	Principles Group (1)	77.00	120.00	Made a Decision Group (2)	100.00	65.00
The Journey Continues Group (3)	130.24	0.00	West Side Story Group (2)	197.00	378.38	MTFU Group (0)	0.00	33.00
We Do Recover Group (6)	152.00	555.00	Winners' Group (2)	450.00	850.00	Our Hour Group (0)	0.00	225.20
Wild Recovery Group (2)	542.00	0.00	<i>Ohio Region Total:</i>	<i>9,231.66</i>	<i>9,103.89</i>	Out to Lunch Bunch Group (2)	120.00	160.00
Workin' the Steps Group (2)	87.50	0.00	<b>OK Region</b>			Pacific Cascade Region (3)	20,380.87	4,824.68
<i>Northern California Region Total:</i>	<i>48,359.87</i>	<i>49,620.82</i>	33rd Street Recovery Group (1)	25.00	20.00	Umpqua Valley Area (0)	0.00	92.50
<b>Northern New England Region</b>			Broken Arrow Serenity Seekers Group (1)	100.00	0.00	Washington County Area (4)	2,832.86	619.21
Individual Members (1)	25.00	0.00	Cushing Connections Group (3)	50.00	90.00	We Group (1)	174.06	0.00
Promise is Freedom Group (1)	1.00	0.00	Individual Members (32)	16,501.00	4,040.00	<i>Pacific Cascade Region Total:</i>	<i>25,548.98</i>	<i>6,999.59</i>
<i>Northern New England Region Total:</i>	<i>26.00</i>	<i>0.00</i>	Living Room Group (6)	58.47	79.68	<b>Panama Region</b>		
<b>Northern New Jersey Region</b>			NA--A-Risin' Group (2)	100.00	0.00	Panama Region (1)	545.00	0.00
Expect a Miracle Group (0)	0.00	76.00	No Grass Group (1)	19.00	123.00	<i>Panama Region Total:</i>	<i>545.00</i>	<i>0.00</i>
Freedom Through Unity Area (8)	1,593.15	650.11	Northside Stroll Group (5)	875.00	1,025.00	<b>Peru Region</b>		
Greater New Brunswick Area (4)	1,056.90	874.63	OK Region (7)	8,000.00	4,700.00	Individual Members (2)	15.00	0.00
Greater Newark Area (0)	0.00	-37.00	Recovery at Work Group (1)	450.00	0.00	Peru Region (0)	0.00	150.00
Hudson County Area (1)	13.00	230.00	Stillwater Serenity Seekers Group (0)	0.00	120.00	<i>Peru Region Total:</i>	<i>15.00</i>	<i>150.00</i>
Individual Members (5)	225.00	136.00	Western Area (5)	500.00	1,000.00	<b>Poland Region</b>		
Northern New Jersey Region (6)	1,200.00	1,000.00	Westside Group (0)	0.00	350.00	Individual Members (5)	77.00	0.00
Northwest New Jersey Area (1)	22.00	51.74	<i>OK Region Total:</i>	<i>26,678.47</i>	<i>11,547.68</i>	Poland Region (1)	990.00	429.33
Steppin' Out on Saturday Group (0)	0.00	281.25	<b>Oman</b>			<i>Poland Region Total:</i>	<i>1,067.00</i>	<i>429.33</i>
The Journey Continues Group (1)	180.00	0.00	Oman (1)	1,000.00	0.00	<b>Portugal Region</b>		
We Do Recover Group (0)	0.00	140.00	<i>Oman Total:</i>	<i>1,000.00</i>	<i>0.00</i>	Grupo Em Tempos de Doenca (0)	0.00	113.64
<i>Northern New Jersey Region Total:</i>	<i>4,290.05</i>	<i>3,402.73</i>	<b>Ontario Region</b>			Individual Members (0)	0.00	50.00
<b>Northern New York Region</b>			Bring Your Own Book Group (2)	250.32	200.00	Portugal Region (0)	0.00	1,894.23
Finger Lakes Area (2)	175.00	0.00	Clean & Free Group (0)	0.00	99.50	Soul Searchers Group (0)	0.00	60.54
Individual Members (1)	25.00	108.00	Faith in Life Group (1)	250.00	0.00	<i>Portugal Region Total:</i>	<i>0.00</i>	<i>2,118.41</i>
Northern New York Region (5)	239.19	315.46	Golden Triangle Area (1)	1,155.43	0.00	<b>Qatar</b>		
Rome Serenity Group (1)	15.00	0.00	Greater London Area (0)	0.00	188.00	Doha Group (1)	274.00	275.00
We Do Recover Group (1)	20.00	0.00	Halton Peel Area (0)	0.00	1,000.00	<i>Qatar Total:</i>	<i>274.00</i>	<i>275.00</i>
<i>Northern New York Region Total:</i>	<i>474.19</i>	<i>423.46</i>	Individual Members (22)	373.90	250.00	<b>Quebec Region</b>		
<b>Norway Region</b>			Inside Recovery Group (2)	360.65	0.00	Groupe Le Narcotique Anonymous (0)	0.00	111.82
Honefoss Gruppa (1)	260.00	0.00	New Freedom Group (2)	346.54	699.00	Groupe Pavillon (1)	225.00	230.00
Kongsberg Group (3)	740.00	0.00	New Hope Group (1)	189.03	0.00	Individual Members (9)	730.00	20.00
Norway Region (1)	193.06	0.00	Niagara Area (1)	1,451.70	0.00	L'Inconditionnel Groupe (1)	96.68	551.06
South Area (1)	450.82	0.00	Ontario Region (8)	15,913.32	8,000.00	Quebec Region (6)	11,430.23	10,000.00
<i>Norway Region Total:</i>	<i>1,643.88</i>	<i>0.00</i>	Road to Recovery Group (1)	181.46	0.00	Rive-Sud Area (0)	0.00	900.00
<b>Occidente-Mexico Region</b>			Saturday Night Live Group (0)	0.00	144.00	Sororite Women's Retreat (1)	861.51	1,200.00
Grupo Solo Por Hoy (0)	0.00	26.00	Step Sisters Group (2)	150.00	0.00	<i>Quebec Region Total:</i>	<i>13,343.42</i>	<i>13,012.88</i>
Living Clean in English Group (1)	6.30	0.00	Survivor's Club Group (3)	165.13	212.75			
<i>Occidente-Mexico Region Total:</i>	<i>6.30</i>	<i>26.00</i>	Together We Can Group (7)	505.43	792.42			
			Toronto Area (10)	5,843.91	5,372.42			
			Walking in Recovery Group (0)	0.00	110.00			
			<i>Ontario Region Total:</i>	<i>27,136.82</i>	<i>17,068.09</i>			



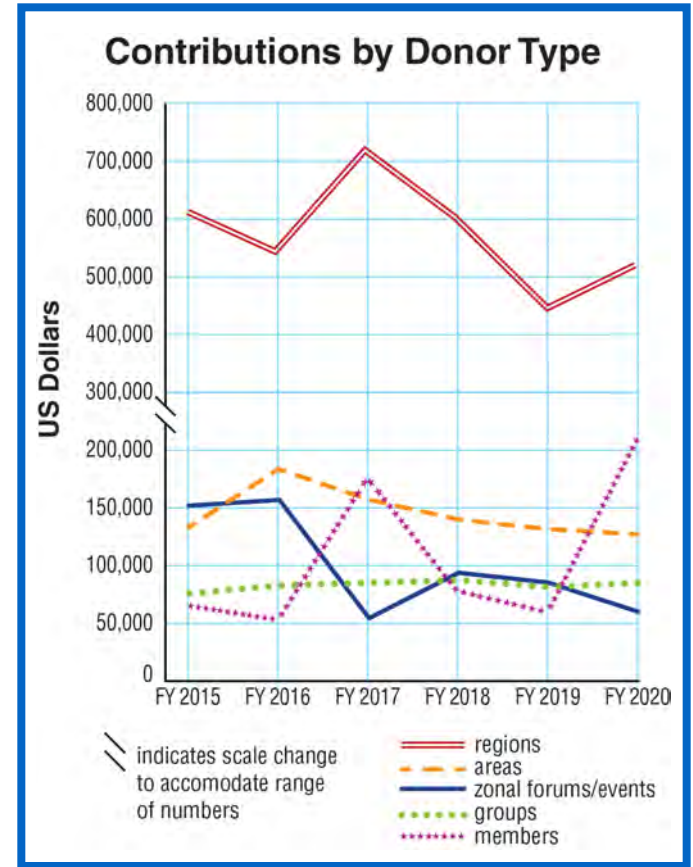
Contributor (# of contributions)	FY 2020 contributions	FY 2019 contributions
<b>Red River Region</b>		
Full Circle Group (0)	0.00	100.00
Okla-Tex Area (3)	300.00	800.00
Red River Region (1)	500.00	900.00
Refinishing Group (0)	0.00	105.00
<i>Red River Region Total:</i>	800.00	1,905.00
<b>Region 51</b>		
AIR Group (Addicts In Recovery) (1)	48.69	40.00
CAN Area (1)	695.00	1,494.80
DOA Group (0)	0.00	100.00
Drugs No More Group (2)	100.00	50.00
Experience, Strength & Hope Group (3)	35.00	0.00
HOW Group (1)	39.94	0.00
Individual Members (15)	3,222.00	3,042.00
It Works How & Why Group (6)	376.39	280.75
North By Northwest Area (3)	2,551.49	2,875.16
PM Recovery Group (0)	0.00	100.00
Primary Purpose Group (1)	15.00	44.00
Primary Purpose Group (5)	75.00	74.00
Region 51 Region (3)	13,500.00	7,000.00
Saturday Morning Recovery Group (3)	111.43	108.32
Saturday Night Surrender Group (0)	0.00	220.00
Saturday Night Unloaded Group (4)	280.00	140.00
<i>Region 51 Total:</i>	21,049.94	15,569.03
<b>Region Del Coqui</b>		
Grupo Solo Por Hoy (5)	238.00	35.00
Individual Members (20)	343.00	185.40
Norte Centro Area (3)	100.00	100.00
Oeste Area (5)	400.49	132.80
Region del Coqui (1)	105.00	100.00
<i>Region Del Coqui Total:</i>	1,186.49	553.20
<b>Rio de Janeiro Region</b>		
Grupo Vila Isabel (1)	20.00	0.00
Rio de Janeiro Region (3)	3,000.00	1,500.00
<i>Rio de Janeiro Region Total:</i>	3,020.00	1,500.00
<b>Rio Grande do Sul Region</b>		
Rio Grande do Sul Region (5)	115.50	25.00
<i>Rio Grande do Sul Region Total:</i>	115.50	25.00
<b>Rio Grande Region</b>		
Experience, Strength & Hope Group (1)	360.00	360.00
Greater Albuquerque Area (6)	365.57	43.61
Individual Members (19)	487.00	340.00
More Will Be Revealed Group (9)	629.48	231.08
Options Group (0)	0.00	229.98
Rio Grande Region (1)	2,500.00	2,500.00
<i>Rio Grande Region Total:</i>	4,342.05	3,704.67
<b>San Diego/Imperial Counties Region</b>		
Caring & Sharing Group (0)	0.00	42.49
HOW Group (5)	243.51	386.17
Individual Members (7)	345.00	0.00

Contributor (# of contributions)	FY 2020 contributions	FY 2019 contributions
It's in the Literature Group (0)	0.00	59.88
Living the Dream Group (0)	0.00	73.58
Monday Night Basic Text Group (0)	0.00	157.70
Monday Nite 11th Step Group (0)	0.00	175.90
NA by the Bay Group (0)	0.00	30.00
New Beginnings Group (1)	60.00	0.00
Noon at the Beach Group (1)	90.00	0.00
North Coastal Area (8)	817.01	581.75
OB Smokeless Group (2)	59.03	120.00
Principles by the Sea Group (1)	20.00	0.00
San Diego Region (13)	2,026.26	2,534.54
Saturday Morning Live Group (0)	0.00	104.82
Step by Step Serenity & Beyond Group (2)	0.00	0.00
Tuesday Men's Group (1)	50.00	0.00
Welcome Home Group (0)	0.00	200.00
<i>San Diego/Imperial Counties Region Total:</i>	3,710.81	4,466.83
<b>Show-Me Region</b>		
A New Influence Group (1)	200.00	100.00
Another Sunrise Group (3)	484.82	329.43
Are You Ready For Some Recovery Group (0)	0.00	550.00
Central Ozarks Area (0)	0.00	11.95
Door To Recovery Group (2)	360.27	376.50
Greater St Charles Area (1)	727.71	1,210.96
Heartland Area (5)	1,470.08	1,532.00
Homeward Journey Group (1)	110.00	135.00
Individual Members (18)	1,277.13	1,458.36
Little Egypt Area (1)	703.68	1,402.00
Miracle Group (3)	241.00	147.00
Miracles of Life Group (1)	200.00	700.00
Moment of Clarity Group (3)	231.00	0.00
No Excuses Group (9)	800.00	900.00
Northland Area (4)	487.13	1,316.32
OP Group (5)	255.00	545.00
Primary Purpose Area (2)	475.00	0.00
Show-Me Region (0)	0.00	5,428.36
Spiritual Connection Group (1)	480.00	0.00
Step By Step Group (1)	300.00	0.00
Steps to Recovery Group (0)	0.00	30.00
Subject To Change Group (2)	62.50	25.00
Survivors Group (0)	0.00	33.97
United Kansas City Area (0)	0.00	982.26
We Wanna Live Group (0)	0.00	50.00
Webster Hope Group (0)	0.00	115.00
<i>Show-Me Region Total:</i>	8,865.32	17,379.11
<b>Siberian Region</b>		
Kaznachei Area (1)	50.00	0.00
<i>Siberian Region Total:</i>	50.00	0.00
<b>Sierra Sage Region</b>		
Individual Members (1)	175.00	0.00
Living For Today Group (0)	0.00	45.75
Never Alone Group (5)	150.00	100.00
Nooner Topic Group (1)	200.00	0.00
Reaching for Recovery Group (1)	175.00	100.00
Rural Nevada Area (2)	395.00	430.00

Contributor (# of contributions)	FY 2020 contributions	FY 2019 contributions
Saturday Night Special Group (4)	120.05	70.80
Sierra Sage Region (7)	4,100.00	10,900.00
Sunday Night New Beginnings Group (0)	0.00	20.00
What's the Solution Group (0)	0.00	100.00
<i>Sierra Sage Region Total:</i>	5,315.05	11,766.55
<b>Singapore Region</b>		
Singapore Region (0)	0.00	220.00
<i>Singapore Region Total:</i>	0.00	220.00
<b>South Dakota Region</b>		
Individual Members (3)	100.00	0.00
New Hope Group (1)	100.00	0.00
Other Side Group (1)	50.00	0.00
West River Area (2)	313.27	289.00
<i>South Dakota Region Total:</i>	563.27	289.00
<b>South Florida Region</b>		
A Message of Hope Group (0)	0.00	20.00
Beach & Bay Area (0)	0.00	600.00
Breakfast Club Group (2)	307.00	0.00
Dare to Win Group (10)	886.01	1,208.64
Gulf Coast Area (2)	640.94	2,243.47
Happy Hour Group (0)	0.00	647.00
Individual Members (8)	825.00	290.00
Saturday Night Live Group (9)	526.00	434.00
South Dade Area (2)	1,000.00	1,500.00
South Florida Region (0)	0.00	8,513.13
Sunset Coast Area (1)	16.58	576.43
The New Life Beach Group (0)	0.00	125.00
Women's Group (1)	119.00	0.00
<i>South Florida Region Total:</i>	4,320.53	16,157.67
<b>Southern California Region</b>		
Addicts of Fire Group (1)	20.00	0.00
Attitude of Gratitude Group (2)	350.00	0.00
Basic Training Group (1)	40.00	0.00
Courage To Change Group (6)	1,986.02	217.95
DOA Group (1)	100.00	0.00
DOA Group (1)	20.00	20.00
Eastern Sierra Area (1)	156.30	226.61
Farsi Group (0)	0.00	230.00
Freewheelers Group (1)	20.00	0.00
Full Issue Group (1)	71.00	508.14
Guiding Principles Group (0)	0.00	40.00
Individual Members (193)	9,676.46	5,027.00
Inside Job Group (2)	270.00	144.00
Little Chair Group (2)	75.00	100.00
Lives Worth Saving Group (1)	20.00	0.00
Living Proof Group (1)	71.00	0.00
New Life Noon Group (6)	142.25	280.95
Our Journey Continues Group (1)	2.00	0.00
Out of the Darkness Group (1)	114.50	95.00
Progressive Recovery Group (1)	25.00	0.00
Quest For Serenity Group (1)	190.00	417.52
Santa Clarita Area (2)	576.00	1,000.00

Contributor (# of contributions)	FY 2020 contributions	FY 2019 contributions	Contributor (# of contributions)	FY 2020 contributions	FY 2019 contributions	Contributor (# of contributions)	FY 2020 contributions	FY 2019 contributions
<b>Southern California Region Total:</b>	<b>34,911.55</b>	<b>10,859.81</b>	<b>Tejas Bluebonnet Region</b>			<b>Ukraine Region</b>		
So Fresh & So Clean Group (1)	71.50	0.00	1960 Group (4)	40.00	0.00	Individual Members (1)	18.00	0.00
Southern Antelope Valley Area (1)	23.17	0.00	Core Group (1)	125.00	0.00	Ukraine Region (1)	1,000.00	0.00
Southern CA Regional Office (2)	15,976.45	0.00	Courage Commitment & Change Group (1)	120.00	120.00	<i>Ukraine Region Total:</i>	<b>1,018.00</b>	<b>0.00</b>
Spiritual Principles Group (1)	58.00	0.00	Cypress Freedom Group (0)	0.00	50.00	<b>United Arab Emirates</b>		
Sunday Surrender Group (1)	10.20	71.00	Easy Does It Group (1)	100.00	100.85	Individual Members (2)	100.00	0.00
The Journey Continues Group (4)	126.00	337.00	Esperanza Area (1)	1,000.00	0.00	United Arab Emirates Area (1)	340.00	1,460.00
Topanga Tranquil Group (3)	1,044.50	515.77	Free at Last Group (4)	343.00	546.02	<i>United Arab Emirates Total:</i>	<b>440.00</b>	<b>1,460.00</b>
Tuesday Night Solutions Group (9)	1,144.00	120.00	Grupo El Nuevo Camino (1)	20.00	0.00	<b>Upper Midwest Region</b>		
Tuesday Step Study Group (8)	298.00	445.00	Hill Country Area (4)	1,222.77	1,058.55	Stepping Stones Group (1)	50.00	0.00
We Came to Believe Group (0)	0.00	73.00	Houston Area (7)	741.26	527.14	That's It Group (1)	150.00	375.00
Westend Area (8)	2,149.20	786.87	Hugs Not Drugs Group (9)	120.00	90.00	<i>Upper Midwest Region Total:</i>	<b>200.00</b>	<b>375.00</b>
Wild Recovery Hike & Meeting Group (1)	60.00	89.00	Individual Members (18)	952.00	368.00	<b>Upper Rocky Mountain Region</b>		
Women Working Recovery Together Group (1)	25.00	0.00	Kerrville Agape Group (2)	78.75	75.00	Alive & Free Group (1)	125.00	75.00
Women's Literature Study Group (0)	0.00	115.00	No Matter What Group (1)	30.00	80.00	Individual Members (14)	1,334.00	925.00
<i>Southern California Region Total:</i>	<b>34,911.55</b>	<b>10,859.81</b>	North West Group (0)	0.00	180.00	Living Proof Group (6)	720.99	416.46
<b>Southern Idaho Region</b>			Northside Area (4)	1,313.78	1,000.00	Refuse to Use Group (7)	911.38	0.00
Individual Members (12)	420.00	360.00	Old School Keep it Simple Group (5)	41.25	0.00	Upper Rocky Mountain Region (1)	4,000.00	0.00
New Attitude Home Group (5)	428.92	175.00	Phoenix Group (1)	200.00	0.00	Wyoming Western Area (0)	0.00	100.00
No Matter What Club Group (1)	12.49	0.00	Serious Undertakings Group (0)	0.00	125.00	<i>Upper Rocky Mountain Region Total:</i>	<b>7,091.37</b>	<b>1,516.46</b>
No Matter What Club Group (1)	20.40	0.00	Southeast Texas Area (0)	0.00	120.00	<b>Uruguay Region</b>		
Noon Group (0)	0.00	100.00	Surrender to Win Group (1)	120.00	0.00	Uruguay Region (0)	0.00	1,480.00
Our Guiding Principles Group (4)	127.12	242.06	Tejas Bluebonnet Region (3)	7,389.84	2,604.00	<i>Uruguay Region Total:</i>	<b>0.00</b>	<b>1,480.00</b>
Southern Idaho Region (2)	8,410.15	4,444.31	Texas Unity Convention (0)	0.00	189.40	<b>Utah Region</b>		
Sunday Morning Men's Group (1)	100.00	0.00	The Sooner the Better Group (12)	481.34	658.55	Individual Members (9)	177.98	0.00
Treasure Valley Area (3)	2,289.25	765.00	<i>Tejas Bluebonnet Region Total:</i>	<b>14,438.99</b>	<b>7,892.51</b>	Lakeside Unity Area (6)	225.27	595.11
Unity Group (7)	89.33	165.48	<b>Tri-State Region</b>			Northern Utah Area (15)	340.44	503.07
We Share Hope Group (1)	45.21	0.00	Beechwood Group (1)	30.00	112.00	Utah Region (2)	402.95	96.47
Wood River Group (1)	50.00	87.89	Butler Area (1)	600.00	0.00	<i>Utah Region Total:</i>	<b>1,146.64</b>	<b>1,194.65</b>
<i>Southern Idaho Region Total:</i>	<b>11,992.87</b>	<b>6,339.74</b>	Central Western PA Area (12)	300.00	300.00	<b>Venezuela Region</b>		
<b>Spain Region</b>			East End Area (2)	276.70	1,060.18	Grupo La Recuperacion (1)	7.72	0.00
Empire Group (Russian Speaking) (2)	108.00	222.00	Friday Night Footwork Group (2)	94.50	0.00	<i>Venezuela Region Total:</i>	<b>7.72</b>	<b>0.00</b>
Gibraltar Home Group (1)	325.00	0.00	Give Yourself a Break Group (0)	0.00	350.00	<b>Volunteer Region</b>		
Grupo Cambiando Actitudes (0)	0.00	100.00	Growing Tree Group (2)	215.00	183.45	Happy Hour Group (0)	0.00	0.00
Grupo Libertad (1)	136.50	0.00	Individual Members (3)	121.00	60.00	Individual Members (15)	223.00	238.00
Grupo Renacer (1)	30.00	0.00	Interstate Crossroads Area (2)	1,800.00	2,900.00	Primary Purpose Group (9)	261.50	173.00
Individual Members (5)	85.00	0.00	Lake Erie Area (0)	0.00	84.28	Recovery First Group (0)	0.00	224.66
Spain Region (2)	3,309.18	7,904.77	Living in Recovery Group (0)	0.00	95.76	Sparta Crossroads Group (1)	100.00	100.00
<i>Spain Region Total:</i>	<b>3,993.68</b>	<b>8,226.77</b>	Principles First Group (1)	46.50	0.00	Volunteer Region (2)	18,126.49	5,800.00
<b>Sweden Region</b>			Serenity on the Mountain Group (0)	0.00	40.00	<i>Volunteer Region Total:</i>	<b>18,710.99</b>	<b>6,535.66</b>
A New Way of Life Group (3)	548.31	166.00	Shady Group (4)	275.27	675.63	<b>Washington/N Idaho Region</b>		
En Ny Chans Gruppen (1)	100.00	0.00	South Hills Area (0)	0.00	1,457.24	A Burning Desire Group (0)	0.00	100.00
Gold & Green (1)	720.00	0.00	Sunday Morning Serenity Group (1)	40.00	50.00	Atmosphere of Recovery Group (3)	117.00	109.00
Group in Stockholm (1)	198.00	0.00	Tri-State Regional Office (1)	6,000.00	3,000.00	Battle Ground Group (6)	78.00	65.00
Individual Members (1)	10.00	0.00	Unity Group (0)	0.00	20.00	Brothers in Recovery Group (0)	0.00	100.00
Living for Today Group (0)	0.00	100.00	<i>Tri-State Region Total:</i>	<b>9,798.97</b>	<b>10,388.54</b>	Burning Desires Group (6)	276.00	373.00
Mariagruppen (0)	0.00	95.90	<b>UK Region</b>			Circle of Sisters Group (0)	0.00	32.00
Sweden Region (NA Sverige) (1)	8,398.00	0.00	Individual Members (16)	692.62	30.00			
<i>Sweden Region Total:</i>	<b>9,974.31</b>	<b>361.90</b>	Monday Bradford Group (1)	70.00	0.00			
<b>Switzerland Region</b>			UK Region & Service Office (2)	10,050.00	13,337.92			
Individual Members (2)	60.50	0.00	<i>UK Region Total:</i>	<b>10,812.62</b>	<b>13,367.92</b>			
<i>Switzerland Region Total:</i>	<b>60.50</b>	<b>0.00</b>						

Contributor (# of contributions)	FY 2020 contributions	FY 2019 contributions	Contributor (# of contributions)	FY 2020 contributions	FY 2019 contributions
Eastshore Group (1)	75.00	0.00	<b>Wisconsin Region</b>		
Freedom Group (1)	500.00	0.00	Badgerland Area (3)	149.10	108.25
Friday Night Alive Group (8)	371.00	300.00	Individual Members (9)	389.00	130.66
Friday Night Live Group (1)	188.36	156.03	Inland Lakes Unity Area (4)	683.27	398.82
Hope Fiends Group (1)	300.00	300.00	Let It Out Group (0)	0.00	40.00
Hope in South Everett Group (1)	92.00	118.75	Milwaukee Area (2)	475.08	2,588.46
Individual Members (76)	12,195.00	6,804.00	More Will Be Revealed Group (1)	84.00	0.00
Just for Today Group (2)	9.00	29.50	Nameless Monday Group (0)	0.00	92.35
Kind of Thursday Night Group (6)	486.42	619.88	North Central WI Area (6)	762.97	929.68
Living Clean Group (1)	124.51	0.00	North East Wisconsin Area (5)	500.00	600.00
Men's Night Out Group (0)	0.00	355.00	Wednesday Candle Light Group (2)	69.00	0.00
Monday Night Bluz Group (1)	100.00	0.00	When at the End of the Road Group (3)	244.95	440.80
More Gratitude Less Attitude Group (6)	86.41	121.05	Wisconsin Region (0)	0.00	322.15
Moving Mountains Group (0)	0.00	370.00	Women in Recovery Group (9)	127.85	147.97
NA Regulars Group (3)	500.00	0.00	<i>Wisconsin Region Total:</i>	3,485.22	5,799.14
NA Women Group (1)	20.00	10.00	<b>Other Event</b>		
No Grass Group (2)	235.00	0.00	Circle of Sisters XXIII (2)	24,032.00	0.00
Oasis Group (6)	291.30	326.62	MACCNA Inc (Mexico, Arizona, California Conv) (0)	0.00	8,309.00
Port Hadlock Group (0)	0.00	50.00	Miracle of Women Conference (1)	300.00	0.00
Positive Connections Group (0)	0.00	28.00	Multi Zonal Service Symposium (0)	0.00	2,805.13
Safe Place Group (0)	0.00	104.70	NA Middle East Convention (0)	0.00	11,125.40
Sea of Serenity Group (SOS) (1)	50.00	160.00	Texas State Convention (1)	440.50	2,135.15
Seattle Area (3)	556.32	1,408.00	United States Service Comm (1)	100.00	0.00
Solutions Group (1)	762.00	0.00	World Convention Unity Day (0)	0.00	23,349.46
South King County Area (10)	622.65	952.15	<i>Other Event Total:</i>	24,872.50	47,724.14
South Puget Sound Area (2)	800.00	2,300.00	<b>Zonal Forum</b>		
The Lewis County Area (3)	154.73	496.07	Canadian Assembly (3)	11,263.50	15,000.00
Tower of Power Group (6)	81.66	75.76	European Delegates Meeting (2)	6,933.84	11,363.64
Washington/N Idaho Region (2)	25,714.11	35,399.79	Latin American Zonal Forum (2)	1,000.00	0.00
When It Works Group (1)	20.00	0.00	Midwest Zonal Forum (4)	4,007.27	770.00
Womens Retreat (0)	0.00	335.00	Plains States Zonal Forum (0)	0.00	3,313.02
<i>Washington/N Idaho Region Total:</i>	44,806.47	51,599.30	Southern Zonal Forum (1)	5,000.00	2,500.00
<b>Western New York Region</b>			<i>Zonal Forum Total:</i>	28,204.61	32,946.66
Buffalo Area (0)	0.00	750.00	<b>Grand Total:</b>	999,209.35	805,208.29
Franklinville Discussion Group (0)	0.00	100.00			
Hope & Freedom Group (1)	30.00	0.00			
Individual Members (8)	62.00	1,253.00			
Midnight Snacks & Junkies Group (0)	0.00	40.00			
Recovery in South Buffalo Group (1)	50.00	0.00			
Step Up Not Out Group (0)	0.00	50.00			
Too Sweet Group (1)	40.00	30.00			
Western New York Region (1)	2,000.00	3,500.00			
<i>Western New York Region Total:</i>	2,182.00	5,723.00			
<b>Western Russia Region</b>					
Clean South Group		170.00			
50.00					
Individual Members (7)	175.00	0.00			
New Day Group (1)	78.00	0.00			
Sisters with Love Group (1)	50.00	0.00			
Western Russia Region (0)	0.00	535.00			
<i>Western Russia Region Total:</i>	473.00	585.00			





**INDEPENDENT AUDITORS' REPORT**

To the World Board of  
Narcotics Anonymous World Services, Inc.

We have audited the accompanying consolidated financial statements of Narcotics Anonymous World Services, Inc. (a nonprofit organization) which comprise the consolidated statements of financial position as of June 30, 2020, 2019, and 2018, and the related consolidated statements of activities, functional expenses, and cash flows for the years then ended, and the related notes to the consolidated financial statements.

**Management's Responsibility for the Financial Statements**

Management is responsible for the preparation and fair presentation of these consolidated financial statements in accordance with accounting principles generally accepted in the United States of America; this includes the design, implementation, and maintenance of internal control relevant to the preparation and fair presentation of financial statements that are free from material misstatement, whether due to fraud or error.

**Auditor's Responsibility**

Our responsibility is to express an opinion on these consolidated financial statements based on our audits. We did not audit the financial statements of Payam Omega (the official business name of the Iran service office), which statements reflect total assets of \$818,936 as of June 30, 2018, and net revenues of \$261,182 for the year then ended. The statements were audited by other auditors whose report has been furnished to us, and our opinion, insofar as it relates to the amounts included for Payam Omega as of and for the year ended June 30, 2018, is based solely on the report of the other auditors.

We conducted our audits in accordance with auditing standards generally accepted in the United States of America. Those standards require that we plan and perform the audit to obtain reasonable assurance about whether the financial statements are free from material misstatement.

An audit involves performing procedures to obtain audit evidence about the amounts and disclosures in the consolidated financial statements. The procedures selected depend on the auditor's judgment, including the assessment of the risks of material misstatement of the consolidated financial statements, whether due to fraud or error. In making those risk assessments, the auditor considers internal control relevant to the entity's preparation and fair presentation of the consolidated financial statements in order to design audit procedures that are appropriate in the circumstances, but not for the purpose of expressing an opinion on the effectiveness of the entity's internal control. Accordingly, we express no such opinion. An audit also includes evaluating the appropriateness of accounting policies used and the reasonableness of significant accounting estimates made by management, as well as evaluating the overall presentation of the consolidated financial statements.

We believe that the audit evidence we have obtained is sufficient and appropriate to provide a basis for our qualified audit opinion.

Los Angeles / San Francisco / Seattle / Las Vegas / Denver / Sun Valley, ID



To the World Board of  
Narcotics Anonymous World Services, Inc.

**Basis for Qualified Opinion**

We did not audit the financial statements of Payam Omega as of and for the years ended June 30, 2020 and 2019, and they were not audited by other auditors due to declining relations between Iran and the United States of America. We were unable to obtain sufficient appropriate audit evidence about the amounts recognized for the Iran service office as of and for the years ended June 30, 2020 and 2019. Consequently, we were unable to determine whether any adjustments to those amounts were necessary.

**Qualified Opinion**

In our opinion, except for the possible effects of the matter described in the Basis for Qualified Opinion paragraph, the consolidated financial statements referred to above present fairly, in all material respects, the financial position of Narcotics Anonymous World Services, Inc. as of June 30, 2020, 2019, and 2018, and the changes in its net assets and its cash flows for the years then ended in accordance with accounting principles generally accepted in the United States of America.

*Miller Kaplan Arase LLP*

MILLER KAPLAN ARASE LLP  
North Hollywood, California  
January 22, 2021

**Independent Auditors' Report**

NAWS contracts with an independent accounting firm to audit its financial statements each fiscal year. The audit team spends about a week in the Chatsworth office after the close of each fiscal year, during which they perform transaction tests, inspect internal controls, and scrutinize internal financial practices. This professional audit of NAWS' financial reports and practices conforms to best practices in the world of accounting and complies with the legal requirements for nonprofits. To audit the financial activities of WSO Iran, we have to hire an accounting firm in Iran that provides its audit to our US-based auditors. While this gives management and the Board verified figures for all branch offices, it drastically slows down the process.

MILLER KAPLAN / Trusted Advisors Since 1941

## Narcotics Anonymous World Services Consolidated Statement of Financial Position

Exhibit A

	June 30, 2020	June 30, 2019	June 30, 2018
<b>Assets</b>			
Current assets:			
Cash and cash equivalents	\$ 1,630,117	\$ 2,453,603	\$ 5,011,831
Investments - at fair value	789,550	937,964	746,146
Accounts receivable (net of allowances for uncollectible accounts of \$110,374, \$105,262, and \$87,514, respectively)	362,703	639,597	1,070,118
Publication inventory	2,011,925	1,897,437	1,455,698
Prepaid expenses	203,285	203,821	155,751
Total current assets	4,997,580	6,132,422	8,439,544
Other assets:			
Property and equipment:			
Furniture and equipment	1,190,077	1,828,523	1,585,783
Leasehold improvements	1,163,981	1,161,363	1,123,408
	2,354,058	2,989,886	2,709,191
Less: accumulated depreciation and amortization	(2,047,957)	(2,584,761)	(2,411,702)
	306,101	405,125	297,489
Deposits	50,807	(7,140)	276,845
Trademarks, software and copyrights (net of accumulated amortization of \$2,564,909, \$2,358,059, and \$2,152,909, respectively)	743,083	855,154	891,788
Total other assets	1,099,991	1,253,139	1,466,122
Total assets	<u>\$ 6,097,571</u>	<u>\$ 7,385,561</u>	<u>\$ 9,905,666</u>
<b>Liabilities and net assets</b>			
Current liabilities:			
Accounts payable	\$ 236,544	\$ 211,756	\$ 461,711
Note payable, current portion	318,466	-	-
Lease buyout	-	391,621	494,829
Accrued salaries, vacation and tax withholdings payable	228,734	298,176	176,655
Deferred convention revenue	-	-	1,996,914
Total current liabilities	783,744	901,553	3,130,109
Other liabilities			
Note payable, less current portion	358,274	-	-
Total other liabilities	358,274	-	-
Total liabilities	1,142,018	901,553	3,130,109
Net assets without donor restrictions	4,955,553	6,484,008	6,775,557
Total liabilities and net assets	<u>\$ 6,097,571</u>	<u>\$ 7,385,561</u>	<u>\$ 9,905,666</u>

## Narcotics Anonymous World Services Consolidated Statement of Financial Position

Exhibit B

	Years Ended		
	June 30, 2020	June 30, 2019	June 30, 2018
Revenues, gains and other support:			
Sales of publications and program materials	\$ 8,059,458	\$ 9,720,688	\$ 9,910,454
Less: discounts and cost of sales	2,572,757	3,007,354	2,964,450
Net sales of publications and program materials	5,486,701	6,713,334	6,946,004
Convention registration and other revenue	172	4,369,712	741
Fellowship contributions	999,209	805,207	1,000,300
Interest	14,916	6,938	6,777
Other	24,212	36,534	35,282
Total revenues, gains and other support	6,525,210	11,931,725	7,989,104
Program expenses:			
Literature production and distribution	2,291,016	2,525,049	2,097,986
World Service Conference support	1,455,947	4,479,432	1,743,326
Fellowship development	2,849,792	3,359,320	2,828,064
Events	284,448	302,650	400,596
	6,881,203	10,666,451	7,069,972
Management and general expenses	764,577	1,185,161	785,553
Depreciation and amortization	407,885	371,662	344,216
Total expenses	8,053,665	12,223,274	8,199,741
Change in net assets	(1,528,455)	(291,549)	(210,637)
Net assets without donor restrictions:			
Beginning of year	6,484,008	6,775,557	6,986,194
End of year	<u>\$ 4,955,553</u>	<u>\$ 6,484,008</u>	<u>\$ 6,775,557</u>

See accompanying notes to consolidated financial statements.

**Narcotics Anonymous World Services  
Consolidated Statement of Financial Position**

Exhibit C-1

	Year Ended June 30, 2020					
	Program Services					
	Literature Production and Distribution	World Service Conference Support	Fellowship Development	Events	Management and General	Total
Expenses:						
Salaries, wages and payroll taxes	\$ 1,016,229	\$ 588,343	\$ 936,000	\$ 133,714	\$ 297,143	\$ 2,971,429
Employee health benefits	187,616	108,620	172,804	24,686	54,858	548,584
Retirement contribution	41,973	24,300	38,659	5,523	12,273	122,728
Contract labor	14,574	8,437	13,423	1,918	4,261	42,613
Convention expenses	-	5,679	-	-	631	6,310
Occupancy	289,535	150,042	238,703	34,100	79,153	791,533
Travel	93,541	2,881	2,032	290	10,972	109,716
Conferences	-	84,155	-	-	9,350	93,505
Worldwide workshops	-	-	97,513	-	10,835	108,348
Telephone	43,770	25,340	40,314	5,759	12,798	127,981
Postage	8,470	4,903	7,801	1,114	2,477	24,765
Office expenses	50,728	29,369	46,723	6,675	14,833	148,328
Professional fees	178,950	101,225	161,040	23,006	51,580	515,801
Equipment leases	189,079	109,467	174,152	24,879	55,286	552,863
Computer expenses	109,469	63,377	100,827	14,404	32,008	320,085
Insurance	28,592	16,553	26,335	3,762	8,360	83,602
Developmental literature	-	-	180,724	-	20,081	200,805
Free publications	-	4,639	44,486	-	5,458	54,583
Free literature	-	-	290,691	-	32,299	322,990
Currency conversion	20,165	11,674	165,804	2,653	22,255	222,551
Public relations	-	-	31,327	-	3,481	34,808
Workgroups	1,053	-	-	-	117	1,170
World Board	-	108,297	-	-	12,033	120,330
Fellowship assistance	-	-	66,678	-	7,409	74,087
Website expenses	-	-	-	-	-	-
Other operating expenses	17,272	8,646	13,756	1,965	4,626	46,265
	<u>2,291,016</u>	<u>1,455,947</u>	<u>2,849,792</u>	<u>284,448</u>	<u>764,577</u>	<u>7,645,780</u>
Depreciation and amortization	139,497	80,761	128,484	18,355	40,788	407,885
Total expenses	<u>\$ 2,430,513</u>	<u>\$ 1,536,708</u>	<u>\$ 2,978,276</u>	<u>\$ 302,803</u>	<u>\$ 805,365</u>	<u>\$ 8,053,665</u>

**Narcotics Anonymous World Services  
Consolidated Statement of Financial Position**

Exhibit C-2

	Year Ended June 30, 2019					
	Program Services					
	Literature Production and Distribution	World Service Conference Support	Fellowship Development	Events	Management and General	Total
Expenses:						
Salaries, wages and payroll taxes	\$ 1,160,640	\$ 671,950	\$ 1,069,011	\$ 152,716	\$ 339,369	\$ 3,393,686
Employee health benefits	185,246	107,248	170,621	24,374	54,166	541,655
Retirement contribution	45,808	26,521	42,192	6,027	13,394	133,942
Contract labor	23,360	13,524	21,516	3,074	6,830	68,304
Convention expenses	-	2,912,242	-	-	323,582	3,235,824
Occupancy	379,502	153,457	244,136	34,877	90,219	902,191
Travel	100,247	2,502	6,348	554	12,183	121,834
Conferences	-	77,909	-	-	8,657	86,566
Worldwide workshops	-	-	211,113	-	23,457	234,570
Telephone	54,955	31,816	50,616	7,231	16,068	160,686
Postage	17,761	10,283	16,358	2,337	5,193	51,932
Office expenses	72,567	42,013	66,838	9,548	21,219	212,185
Professional fees	46,190	21,751	34,603	4,943	11,943	119,430
Equipment leases	230,333	133,351	212,149	30,307	67,349	673,489
Computer expenses	165,877	96,034	152,782	21,826	48,502	485,021
Insurance	29,275	16,949	26,964	3,852	8,560	85,600
Developmental literature	-	-	340,606	-	37,845	378,451
Free publications	-	7,685	74,795	-	9,165	91,645
Free literature	-	-	372,725	-	41,414	414,139
Currency conversion	(5,889)	(3,409)	47,905	(775)	4,203	42,035
Public relations	-	-	82,384	-	9,154	91,538
Workgroups	5,810	-	-	-	645	6,455
World Board	-	149,867	-	-	16,652	166,519
Fellowship assistance	-	-	103,346	-	11,483	114,829
Website expenses	-	-	-	-	-	-
Other operating expenses	13,367	7,739	12,312	1,759	3,909	39,086
	<u>2,525,049</u>	<u>4,479,432</u>	<u>3,359,320</u>	<u>302,650</u>	<u>1,185,161</u>	<u>11,851,612</u>
Depreciation and amortization	127,108	73,589	117,074	16,725	37,166	371,662
Total expenses	<u>\$ 2,652,157</u>	<u>\$ 4,553,021</u>	<u>\$ 3,476,394</u>	<u>\$ 319,375</u>	<u>\$ 1,222,327</u>	<u>\$ 12,223,274</u>

See accompanying notes to consolidated financial statements.

**Narcotics Anonymous World Services  
Consolidated Statement of Financial Position**

Exhibit C-3

	Year Ended June 30, 2018					
	Program Services					
	Literature Production and Distribution	World Service Conference Support	Fellowship Development	Events	Management and General	Total
Expenses:						
Salaries, wages and payroll taxes	\$ 1,039,073	\$ 595,734	\$ 942,092	\$ 193,960	\$ 307,873	\$ 3,078,732
Employee health benefits	187,478	107,487	169,980	34,996	55,549	555,490
Retirement contribution	33,526	19,220	30,397	6,258	9,934	99,335
Contract labor	153	88	140	28	46	455
Convention expenses	-	-	-	34,525	3,836	38,361
Occupancy	305,169	142,820	225,855	46,500	80,038	800,382
Travel	41,750	7,258	4,930	932	6,097	60,967
Conferences	-	431,736	-	-	47,971	479,707
Worldwide workshops	-	-	277,792	-	30,866	308,658
Telephone	48,287	27,684	43,780	9,014	14,307	143,072
Postage	12,390	8,078	11,235	2,313	3,780	37,796
Office expenses	38,434	21,964	34,845	7,174	11,380	113,797
Professional fees	71,652	16,057	25,393	5,228	13,148	131,478
Equipment leases	188,464	108,053	170,874	35,180	55,841	558,412
Computer expenses	92,816	53,214	84,153	17,326	27,501	275,010
Insurance	20,112	11,531	18,235	3,755	5,959	59,592
Developmental literature	-	-	93,578	-	10,398	103,976
Free publications	-	26,690	81,504	-	12,021	120,215
Free literature	-	1,137	170,858	-	19,110	191,105
Currency conversion	-	-	250,179	-	27,798	277,977
Public relations	-	-	39,579	-	4,398	43,977
Workgroups	436	-	-	-	48	484
World Board	-	154,111	-	-	17,123	171,234
Fellowship assistance	-	-	136,120	-	15,124	151,244
Website expenses	6,956	3,989	6,307	1,299	2,061	20,612
Other operating expenses	11,290	6,475	10,238	2,108	3,346	33,457
	2,097,986	1,743,326	2,828,064	400,596	785,553	7,855,525
Depreciation and amortization	116,172	66,606	105,330	21,686	34,422	344,216
Total expenses	\$ 2,214,158	\$ 1,809,932	\$ 2,933,394	\$ 422,282	\$ 819,975	\$ 8,199,741

**Narcotics Anonymous World Services  
Consolidated Statement of Financial Position**

Exhibit D

	Years Ended		
	June 30, 2020	June 30, 2019	June 30, 2018
Cash flows from operating activities:			
Change in net assets	\$ (1,528,455)	\$ (291,549)	\$ (210,637)
Adjustment to reconcile change in net assets to net cash provided (used) by operating activities:			
Depreciation and amortization	407,885	371,662	344,216
(Increase) decrease in assets:			
Accounts receivable	276,894	430,521	(317,669)
Publication inventory	(114,488)	(441,739)	93,686
Prepaid expenses	536	(48,070)	98,056
Deposits	(57,947)	283,985	(288,977)
Increase (decrease) in liabilities:			
Accounts payable and lease buyout	(366,833)	(353,163)	673,483
Accrued salaries and withholdings payable	(69,442)	121,521	23,955
Deferred convention revenue	-	(1,996,914)	1,996,914
Net cash provided (used) by operating activities	(1,451,850)	(1,923,746)	2,413,027
Cash flows from investing activities:			
Purchases of investments	(473,663)	(694,993)	(666,298)
Proceeds from the sale of investments	622,077	503,175	458,079
Purchases of property and equipment	(101,293)	(273,986)	(116,586)
Payments to secure copyrights and trademarks and purchase software	(95,497)	(168,678)	(231,556)
Net cash (used) by investing activities	(48,376)	(634,482)	(556,361)
Cash flows from financing activities:			
Proceeds from notes payable	676,740	-	-
Net cash provided by financing activities	676,740	-	-
Net increase (decrease) in cash and cash equivalents	(823,486)	(2,558,228)	1,856,666
Cash and cash equivalents:			
Beginning of year	2,453,603	5,011,831	3,155,165
End of year	\$ 1,630,117	\$ 2,453,603	\$ 5,011,831

See accompanying notes to consolidated financial statements.

# Notes to Consolidated Financial Statement

## Independent Auditors' Report

Years Ended June 2020, 2019, and 2018

### NOTE 1 – ORGANIZATION AND NATURE OF ACTIVITIES

Narcotics Anonymous World Services, Inc. (NAWS) was incorporated on January 25, 1977 and is headquartered in Chatsworth, California. In addition, NAWS operates literature distribution facilities in India and Toronto, Canada, and offices in Brussels, Belgium, and Iran. NAWS' Iranian service office is known as Payam Omega. NAWS is a not-for-profit organization that provides communications and information for the Fellowship of Narcotics Anonymous (NA). NAWS achieves its purpose by maintaining correspondence with NA groups and service committees, by printing and distributing World Services Conference (WSC) approved literature, and by maintaining the archives and files of NA.

In 1993, NA established the Fellowship Intellectual Property Trust (the Trust). The Trust was established for the purpose of holding and administering all recovery material and other intellectual properties of NA. The Trust is included in the consolidated financial statements of NAWS as a result of common control.

NAWS is exempt from income tax under Section 501(c)(3) of the Internal Revenue Code and under the California Revenue and Taxation Code. The Trust is also exempt under the applicable Internal Revenue Code and comparable California Revenue and Taxation Code. In addition, the Internal Revenue Service has determined that NAWS and the Trust are not private foundations within the meaning of Section 509(a) of the Internal Revenue Code. Therefore, no provision for federal and state income taxes was made for either NAWS or the Trust.

### NOTE 2 – SUMMARY OF SIGNIFICANT ACCOUNTING POLICIES

#### A. Consolidation Policy and Basis of Accounting

The accompanying consolidated financial statements include the accounts of NAWS and the Trust. Significant intercompany balances and transactions are eliminated in consolidation. The consolidated financial statements are prepared on the accrual basis of accounting.

#### B. Financial Statement Presentation

Under U.S. generally accepted accounting principles (GAAP) not-for-profit organizations are required to report net assets in two classes: net assets with donor restrictions and net assets without donor restrictions. As of June 30, 2020, 2019 and 2018, NAWS had no net assets with donor restrictions.

#### C. Cash and Cash Equivalents

NAWS considers short-term investments with initial maturities of 90 days or less held in bank and brokerage accounts to be cash equivalents.

#### D. Investments

NAWS investments are reported at fair value. Investments include certificates of deposit, equities and government securities. See Note 5.

#### E. Inventory

Publications and other items held for resale are included in inventory and are carried at the lower of cost or net realizable value. Cost for each item is determined using the weighted average method.

#### F. Property and Equipment

Leasehold improvements and furniture and equipment are recorded at cost. Major additions are capitalized while replacements, maintenance and repairs that do not improve or extend the useful life of the asset are expensed. Depreciation and amortization are computed using the straight-line method over the estimated useful lives of the related assets, which are as follows:

Leasehold improvements	5 years
Furniture and equipment	5 - 10 years

Depreciation and amortization expense related to property and equipment for the years ended June 30, 2020, 2019, and 2018 amounted to \$201,758, \$166,350 and \$146,838, respectively.

#### G. Trademarks and Copyrights

The cost of acquiring and defending copyrights and trademarks is capitalized and is amortized over the approximate economic life of the copyright or trademark, which is estimated to be ten years. The cost of computer software is also capitalized and is amortized over a period of seven years. Amortization expense related to trademarks and copyrights for the years ended June 30, 2020, 2019 and 2018 amounted to \$206,850, \$205,312 and \$197,378, respectively.

#### H. Accounts Receivable and Allowance for Doubtful Accounts

Accounts receivable are reported net of an allowance for doubtful accounts. The allowance is based on management's estimate of the amount of receivables that will actually be collected. Management estimates uncollectible accounts based on the age of the receivable and other factors.

#### I. Translation of Foreign Financial Statements

Financial operations in Canada, Europe and the Middle East are translated throughout the year to United States dollars. Gains or losses resulting from translating foreign currency financial statements are recorded in the consolidated statements of functional expenses as currency conversion.

#### J. Estimates

The preparation of financial statements in conformity with GAAP requires management to make estimates and assumptions that affect certain reported amounts and disclosures in the financial statements. Actual results could differ from those estimates.

#### K. Functional Allocation of Expenses

The costs of providing NAWS' programs and other activities are reported by both their natural and functional classifications in the statements of functional expenses. Expenditures that



can be identified with a specific program or supporting service are allocated directly according to their purpose. Costs that are common to more than one function are allocated among the applicable programs and supporting services based on estimates of employee time, using percentages that represent hours spent or wages, or upon estimates of other resources spent.

#### L. Tax Status

GAAP requires management to evaluate tax positions taken by NAWS and recognize a tax liability if NAWS has taken a tax position that more likely than not would not be sustained upon examination by a tax authority. NAWS is subject to routine audits by taxing jurisdictions; however, there are currently no audits for any tax periods in progress.

#### NOTE 3 - RETIREMENT PLAN

NAWS maintains a qualified defined contribution retirement plan, which covers all employees. Under the terms of the plan, employees may elect to contribute pre-tax earnings up to the maximum allowable amount under the Internal Revenue Code. NAWS matches deferrals of up to 8% of compensation based on the employee's number of years of service. NAWS contributions totaled \$122,728, \$133,942 and \$99,335 for the years ended June 30, 2020, 2019 and 2018, respectively.

#### NOTE 4 - COMMITMENTS AND CONTINGENCIES

NAWS has entered into various lease agreements for the use of office equipment and facilities. The following is a schedule of future minimum rental payments required under leases that have initial or remaining noncancelable lease terms in excess of one year as of June 30, 2020:

Year ending June 30,	
2021	347,552
2022	241,006
2023	35,952
2024	35,952
Thereafter	4,494
Total minimum payments required	<u>\$ 664,956</u>

Total payments made under the leases during the years ended June 30, 2020, 2019 and 2018 were \$584,754, \$761,308 and \$805,779, respectively.

#### NOTE 5 - INVESTMENTS

GAAP establishes a fair value hierarchy that prioritizes valuation inputs into three levels based on the extent to which inputs used in measuring fair value are observable in the market:

Level 1 - Inputs are quoted prices in an active market.

Level 2 - Inputs are quoted prices for similar instruments and model-based valuation techniques for which all significant assumptions are observable in the market or can be corroborated by observable market data.

Level 3 - Inputs are generally unobservable and typically reflect management's estimates of assumptions that market participants would use in pricing the asset or liability.

The following tables summarize investments based on the inputs used to value them:

	June 30, 2020			Total
	Level 1	Level 2	Level 3	
Certificates of deposit	\$ -	\$ -	\$ 789,550	\$ 789,550
U.S. Government and Government Agency obligations	-	-	-	-
Equities	-	-	-	-
	<u>\$ -</u>	<u>\$ -</u>	<u>\$ 789,550</u>	<u>\$ 789,550</u>

	June 30, 2019			Total
	Level 1	Level 2	Level 3	
Certificates of deposit	\$ -	\$ -	\$ 936,741	\$ 936,741
U.S. Government and Government Agency obligations	-	1,223	-	1,223
Equities	-	-	-	-
	<u>\$ -</u>	<u>\$ 1,223</u>	<u>\$ 936,741</u>	<u>\$ 937,964</u>

	June 30, 2018			Total
	Level 1	Level 2	Level 3	
Certificates of deposit	\$ -	\$ -	\$ 744,611	\$ 744,611
U.S. Government and Government Agency obligations	-	1,535	-	1,535
Equities	-	-	-	-
	<u>\$ -</u>	<u>\$ 1,535</u>	<u>\$ 744,611</u>	<u>\$ 746,146</u>

The following tables reconcile the beginning and ending fair value of Level 3 investments:

	Years Ended		
	June 30, 2020	June 30, 2019	June 30, 2018
Balance, July 1	\$ 936,741	\$ 744,611	\$ 535,983
Purchases/acrued interest	473,663	694,993	666,298
Sales/maturities	(620,854)	(502,863)	(457,670)
Balance, June 30	<u>\$ 789,550</u>	<u>\$ 936,741</u>	<u>\$ 744,611</u>

Level 2 investments consist of government obligations valued based on trade prices for similar securities. Level 3 investments are certificates of deposit reported at cost, which approximates fair value.

## NOTE 6 – CONCENTRATIONS OF CREDIT RISK

NAWS places its cash and cash equivalents with high quality financial institutions. Cash in U.S. banks is covered by the Federal Deposit Insurance Corporation (FDIC) up to \$250,000 per bank. Cash in Canadian accounts is insured up to \$100,000 (CAD) per bank. At June 30, 2020, deposits in U.S. institutions exceeded insurance limits by \$745,199 and deposits in Canadian banks exceeded insurance limits by \$213,581 (CAD). Cash in European accounts is not covered and totaled approximately \$312,614 (USD) as of June 30, 2020.

Assets reported in the statement of financial position as of June 30, 2020 include cash totaling \$113,777 and publication inventory of \$510,169 at Payam Omega. Due to current relations between Iran and the United States, it is unlikely that NAWS could transfer such assets out of Iran; accordingly their use is limited to Iranian operations.

## NOTE 7 – EMPLOYMENT CONTRACT

NAWS has entered into an employment agreement with its Executive Director. The agreement provides for compensation and benefits and expires on December 31, 2021. Should the agreement be terminated by NAWS, certain amounts would be payable to the Executive Director as defined in the agreement. Such amounts have not been accrued as of June 30, 2020.

## NOTE 8 – AVAILABILITY OF FINANCIAL ASSETS

As of June 30, 2020, NAWS had \$2,305,890 of financial assets consisting of cash, cash equivalents, and liquid investments available to meet cash needs for general expenditures. None of these financial assets is subject to donor or contractual restrictions that make them unavailable for expenditure within one year of the balance sheet date. NAWS's goal is to maintain cash and liquid investments on hand to meet at least one year's worth of anticipated operating expenses and a policy to structure its financial assets to be available as its general expenditures and liabilities come due.

## NOTE 9 – PPP LOAN

On April 21, 2020, NAWS entered into an agreement with City National Bank for a loan in the amount of \$676,740 under the Paycheck Protection Program ("PPP"). The PPP, established as part of the CARES Act, provides for loans to qualifying businesses for certain expenses, including payroll costs, continuation of group health care benefits, rent, utilities, and interest on certain other debt obligations. The loan bears interest at a rate of 1.0% per annum and matures April 23, 2022, with monthly payments commencing November 23, 2020. The loan and accrued interest are forgivable under some circumstances. NAWS believes its use of the loan proceeds may meet the conditions for forgiveness, however as of the date these financial statements were available to be issued it had not yet determined whether the loan will be forgiven in part or in full.

## NOTE 10 – SUBSEQUENT EVENTS

On March 11, 2020, the World Health Organization declared the outbreak of a novel coronavirus (COVID-19) a pandemic. The COVID-19 outbreak in the United States has resulted in government-mandated business closures, significantly reduced business activity and disruption in financial markets. At the present time, management is unable to quantify the potential future impact of the pandemic on the organization's operations. Effective July 2020, the board approved changing sales credit terms to go beyond 120 days, extended all current contracted discount levels and special arrangements for pricing through 2021, and extended all current vendor licenses through January 2022.

Management has evaluated subsequent events through January 22, 2021, the date these financial statements were available to be issued. Except as discussed above, there were no material subsequent events that require recognition or additional disclosure in these financial statements.

## Handy URL Shortcuts for na.org

### Events

NAWS Events [www.na.org/nawsevents](http://www.na.org/nawsevents)  
Regional and Zonal Events [www.na.org/events](http://www.na.org/events)  
World Convention of NA [www.na.org/wcna](http://www.na.org/wcna)

### Financial

Contributions [www.na.org/contribute](http://www.na.org/contribute) [www.na.org/donate](http://www.na.org/donate)  
Webstores [www.na.org/webstore](http://www.na.org/webstore)

### Literature

American Sign Language Resources [www.na.org/asl](http://www.na.org/asl)  
Audio Basic Texts [www.na.org/audio](http://www.na.org/audio)  
Electronic Literature [www.na.org/elit](http://www.na.org/elit)  
Recovery Literature in English (US) [www.na.org/englit](http://www.na.org/englit)  
Recovery Literature (with language menu) [www.na.org/ips](http://www.na.org/ips)

### Projects

Conventions and Events Tools Project [www.na.org/conventions](http://www.na.org/conventions)  
Local Service Toolbox Project [www.na.org/toolbox](http://www.na.org/toolbox)  
Projects & Surveys [www.na.org/projects](http://www.na.org/projects)  
Spiritual Principle a Day Book Project [www.na.org/spad](http://www.na.org/spad)

### Publications

Annual Report [www.na.org/ar](http://www.na.org/ar)  
The NA Way Magazine [www.na.org/naway](http://www.na.org/naway)  
NAWS Electronic Subscriptions [www.na.org/subscribe](http://www.na.org/subscribe)  
NAWS News & NAWS Updates [www.na.org/newsnews](http://www.na.org/newsnews)

### Public Relations

Public Relations [www.na.org/pr](http://www.na.org/pr)  
Resources for Professionals [www.na.org/forprofessionals](http://www.na.org/forprofessionals)

### Service Material

Fellowship Intellectual Property [www.na.org/fipt](http://www.na.org/fipt)  
Local Service Resources [www.na.org/localresources](http://www.na.org/localresources)  
Service Material Handbooks [www.na.org/handbooks](http://www.na.org/handbooks)  
Service Pamphlets [www.na.org/servicemat](http://www.na.org/servicemat)  
World Services Bulletins [www.na.org/wsbulletins](http://www.na.org/wsbulletins)  
World Service Conference [www.na.org/conference](http://www.na.org/conference)

### Other Major Pages

Issue Discussions [www.na.org/idt](http://www.na.org/idt)  
Media [www.na.org/media](http://www.na.org/media)  
NAWS Webinars and Web Meetings [www.na.org/webinar](http://www.na.org/webinar)  
Virtual Meeting Materials [www.na.org/virtual](http://www.na.org/virtual)  
Virtual Meeting Form [www.tinyurl.com/ViMeFo](http://www.tinyurl.com/ViMeFo)



# Narcotics Anonymous World Services, Inc.

[www.na.org](http://www.na.org)

[www.instagram.com/narcoticsanonymous](https://www.instagram.com/narcoticsanonymous)

## **NA World Services**

PO Box 9999

Van Nuys, California USA 91409

Telephone +1.818.773.9999

Fax +1.818.700.0700

## **Service Offices and Distribution Centers**

### **WSO—Chatsworth**

19737 Nordhoff Place

Chatsworth, California

91311 USA

+1.818.773.9999

Fax: +1.818.700.0700

### **WSO—Europe**

48 Rue de L'été

B-1050 Brussels, Belgium

+32.2.646.6012

Fax: +32.2.649.9239

### **WSO—Iran**

PO Box 14665-3115

Tehran, Iran

+ 0098.21886.81652

Fax: +0098.21886.7209

### **Distribution Center—Mississauga, Ontario, Canada**

+1.905.507.0100 Fax: +1.905.507.0101

### **Distribution Center— Bangalore, India**

***NAWS, Inc. Annual Report  
for Fiscal Year 2020  
published July 2021***

**Digital Online  
Annual Report** >>

**PDF  
Annual Report** >>