

Basic Financial Statements: An Overview



This section is our primary delivery method of financial information to interested members and outside parties, as required by law to maintain our nonprofit status.

The following financial statements document NAWS' financial position at the end of FY 2018:

1. Fellowship Contributions Report
2. Consolidated Statement of Financial Position (Balance Sheet)
3. Consolidated Statement of Activities (Income Statement)
4. Independent Auditors' Report

For those unaccustomed to analyzing spreadsheets, we've included descriptions of each report and highlighted important information with charts.

Contributions from Members, Groups, and Service Bodies

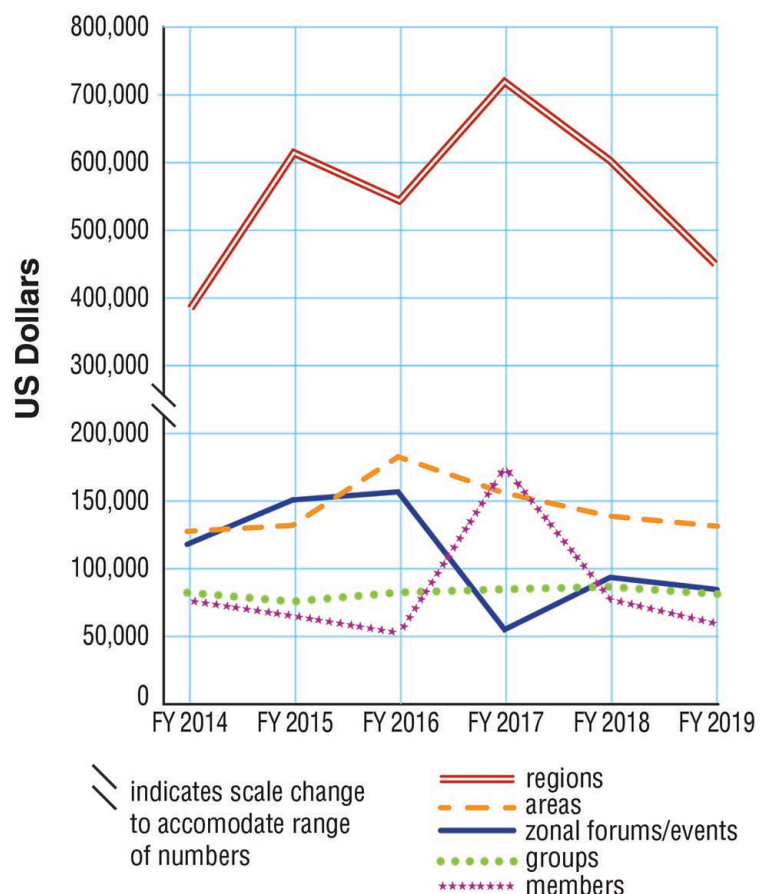
As most of our members understand, the fact that NA World Services must operate as a business does not change the spiritual nature of our goals as an organization. The goals outlined in A Vision for NA Service, approved at WSC 2010, continue to guide everything we do. The enduring pursuit of this vision inspires us to provide the highest level of services we can, as documented in the remainder of this *Annual Report*.

While this FY saw Fellowship contributions decrease by 1% percent, we are deeply inspired by your contribution efforts, and we are grateful for your shared commitment to Tradition Seven and A Vision for NA Service. Thank you!

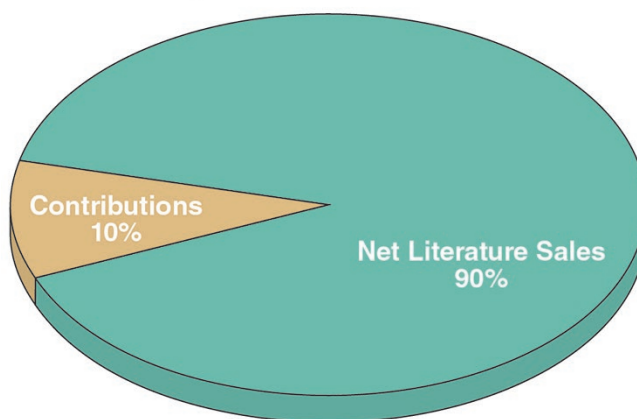
In the graph to the right, you'll find Fellowship contributions for FY 2019 in five different categories—individuals, groups, areas, regions, and zonal forums/events—over the last six years. Altogether, Fellowship contributions currently make up 10% percent of total NAWS operating income, which can be seen in the chart on the next page.

The detailed list that follows, organized by region, will allow you to analyze contributions in your corner of the globe. We color coded the different types

Contributions by Donor Type



Income by Source for 2018–2019



of contributors in this report to allow the reader to notice trends at a glance. As you'll see, our practices vary from region to region.

Consolidated Statements

The Consolidated Statement of Financial Position (SoFP) and Consolidated Statement of Activities (SoA) summarize the financial activity of NA World Services during the 2019 fiscal year. The SoFP, also known as a balance sheet, gives a simple breakdown of the current NAWS financial assets and liabilities. The SoA, commonly known as an income statement, provides an analysis of the total income and expenses for all branches of NAWS compared to the budget adopted at WSC 2018.

Under each set of expenses, we include allocated costs for accounting, personnel, overhead, and technology. We calculate a fixed percentage each cycle to divide these costs among four areas of activity: literature production and distribution, World Service Conference support, Fellowship development, and events. We base the percentages on three factors: the number of personnel required, estimated labor hours, and the amount of physical office space. Other indirect costs, such as electricity, water, insurance, and taxes, are also estimated for the two-year budget cycle and included as part of these fixed or operational costs.

For fiscal year 2019, we continued to see a decline in literature sales and contributions. With decreasing sales and increasing demand, we were already challenged to meet our mission before the pandemic changed our operations and income, as we have already said in the 2020 Conference Approval Track material.

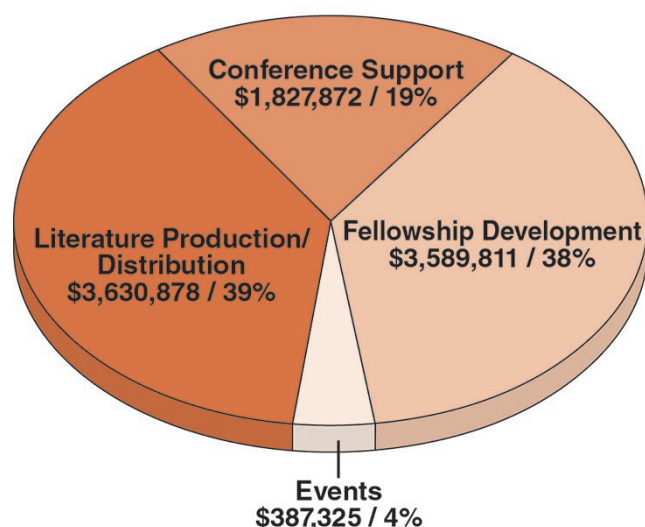
For fiscal year 2019, you will see excess expense over revenue, before WCNA 37, of \$1,399,269. With the

income from the World Convention in Orlando factored in, the final figures for the year change to expense over income of \$300,025. The budget approved at WSC 2018 expected net income over expense.

So what changed? Why are the final figures so different from the figures forecast in the budget? Most of the discrepancy is the result of three factors. Recovery literature income was 5%, or \$433,727, less than budgeted; contributions were 27%, or \$298,480, less than budgeted; and the total of free and subsidized literature was a record high at \$832,316, which was 68%, or \$266,636, more than budget. The total of these three areas over what was budgeted was \$998,843, which was 71% of the excess expense over revenue for 2019, excluding Orlando. (We say "excluding Orlando" because having a World Convention in a location like Orlando is an unusual event and not something that will be repeated this cycle.)

We were able to keep many expenses under budget, including travel, World Board, and workgroups; and some expenses exceeded budget, including personnel, overhead, and the category labeled literature production and distribution travel and exchange expenses. All of the allocated expenses—Accounting, Personnel, Overhead, and Technology—came in at more than 10% over budget, but the dollar amounts for technology and accounting are not significant. This is simply an indicator that fixed expenses have increased over the last two years. The personnel costs for 2019 were 11%, or \$418,942, over budget, and overhead was 17%, or \$352,334, over the budgeted amount. The line item under fixed operational expenses, which is literature production and distribution travel and exchange expenses, came in \$153,617, over budget due to an ever-changing economy around the world and activities to standardize literature production in Russia.

Actual Expense for FY 2019



Independent Auditors' Report

NAWS contracts with an independent accounting firm to audit its financial statements each fiscal year. The audit team spends about a week in the Chatsworth office after the close of each fiscal year, during which they perform transaction tests, inspect internal controls, and scrutinize internal financial practices. This professional audit of NAWS' financial reports and practices conforms to best practices in the world of accounting and complies with the legal requirements for nonprofits. To audit the financial activities of WSO Iran, we have to hire an accounting firm in Iran that provides its audit to our US-based auditors. While this gives management and the Board verified figures for all branch offices, it drastically slows down the process.

Table 1: Annual WSC & Fellowship Development Expenses and Total Weekly Meetings Worldwide

Fiscal Year	2016	2016 w/out Iran	2017	2017 w/out Iran	2018	2018 w/out Iran	2019	2019 w/out Iran
Number of meetings (worldwide approx.)	66,906	46,308	66,906	46,308	70,065	48,091	70,065	48,091
Total contributions received from meetings worldwide	\$1,018,092	\$1,018,092	\$1,189,265	\$1,189,265	\$1,000,300	\$1,000,300	\$805,208	\$805,208
Annual contributions received per meeting worldwide	\$15.22	\$21.99	\$17.78	\$25.68	\$14.28	\$20.80	\$11.49	\$16.74
Cost to fund Fellowship services (WSC support and Fellowship development)	\$5,174,894		\$4,892,954		\$5,309,403		\$5,108,158	
Dollars needed annually per meeting worldwide to cover Fellowship services	\$77.35	\$111.75	\$73.13	\$105.66	\$75.78	\$110.40	\$72.91	\$106.22
Percentage of expenses currently covered by Fellowship contributions	20%	20%	24%	24%	19%	19%	16%	16%

Fellowship Contributions Report

1 July 2018 through 30 June 2019

Contributor (# of contributions)	FY 2019 contributions	+ / - = compared to FY2018	<div> <div>Individuals</div> <div>Groups</div> <div>Area</div> <div>Regions</div> <div>Activities/other</div> </div>
<div> <div>View previous NAWS Annual Reports at www.na.org/AR</div> </div>			
ABCD Region			
60 Minutes to Serenity Group (2)	109.72	+	
ABCD Region (9)	1,064.19	+	
Area Event (0)	0.00	-	
Green Mountain Area (1)	450.10	-	
Individual Members (1)	5.00	-	
Mid-Hudson Area (8)	217.67	+	
Mid-Week Gratitude Group (0)	0.00	-	
Miracle on Main Street Group (0)	0.00	-	
Never Alone Group (5)	192.00	+	
Wednesday Night Step Group (1)	148.00	-	
<i>ABCD Region Total:</i>	2,186.68	-	
Alabama/NW Florida Region			
Alabama/NW Florida Region (2)	5,332.12	+	
Spiritual Principles Group (0)	0.00	-	
Third Tradition Group (1)	250.00	+	
West Central Alabama Area (0)	0.00	-	
<i>Alabama/NW Florida Region Total:</i>	5,582.12	+	
Alaska Region			
Alaska Region (0)	0.00	-	
Hope Fiends Group (2)	150.00	+	
Individual Members (8)	128.00	+	
Never Alone Group (1)	100.00	+	
Walk York Talk Group (0)	0.00	-	
<i>Alaska Region Total:</i>	378.00	-	
AL-SASK Region			
AL-SASK Region (2)	1,014.00	+	
Broken Elevator Group (0)	0.00	-	
Canadian Convention (0)	0.00	-	
Edmonton Area (1)	1,500.00	+	
Forward Bound Group (1)	200.00	+	
Individual Members (0)	0.00	-	
Peace Area (0)	0.00	-	
We Do Recover Group (0)	0.00	-	
<i>AL-SASK Region Total:</i>	2,714.00	+	
Aotearoa New Zealand Region			
Aotearoa/New Zealand Region (0)	0.00	-	
Individual Members (0)	0.00	-	
<i>Aotearoa New Zealand Region Total:</i>	0.00	-	
Argentina Region			
Argentina Regional Office (0)	0.00	-	
<i>Argentina Region Total:</i>	0.00	-	
Arizona Region			
12 To Life Group (1)	506.00	-	
Arizona Region (2)	6,000.00	+	
Dynamite Men's Group (3)	201.25	+	
Dynamite Recovery Group (3)	117.50	-	
East Valley Area (3)	159.69	-	
Individual Members (2)	118.57	+	
It's Time Group (4)	65.85	+	
Moment of Clarity Group (2)	43.00	+	
Not Just Another NA Group (6)	351.71	-	
Options for Us Group (5)	172.00	+	
Recovery on the River Group (0)	0.00	-	
The Journey Begins Group (1)	26.00	+	
<i>Arizona Region Total:</i>	7,761.57	-	
Arkansas Region			
Arkansas Region (1)	1,418.61	-	
Foothills Unity Area (5)	1,096.35	+	
Individual Members (0)	0.00	-	
Just For Today Group (2)	300.00	+	
Living Clean Group (1)	400.00	-	
<i>Arkansas Region Total:</i>	3,214.96	-	
Australian Region			
Australian Region (5)	11,550.95	-	
Individual Members (0)	0.00	-	
South Australian Area (0)	0.00	-	
Toorak Group (2)	500.00	+	
<i>Australian Region Total:</i>	12,050.95	-	
Baja Son Region			
Baja Son Region (2)	844.80	+	
<i>Baja Son Region Total:</i>	844.80	+	
Belgium Region			
Belgium Region (1)	568.18	-	
Farsi Group (0)	0.00	-	
<i>Belgium Region Total:</i>	568.18	-	
Best Little Region			
12 Steps - New Life Group (13)	419.44	+	
Best Little Region (1)	2,356.26	+	
Honesty, Open-Mindedness, & Willingness Group (0)	0.00	-	
Nothing to Fear Group (11)	223.85	-	
Panhandle Area (11)	67.53	-	
Unity Area (4)	200.00	+	
<i>Best Little Region Total:</i>	3,267.08	-	
Big Moscow Region			
Big Moscow Region (2)	721.00	-	
Hug Group (0)	0.00	-	
Individual Members (0)	0.00	-	
<i>Big Moscow Region Total:</i>	721.00	-	
Brazil Region			
Brazil Region (0)	0.00	-	
<i>Brazil Region Total:</i>	0.00	-	
Brazil Sul Region			
Brazil Sul Region (2)	258.00	+	
<i>Brazil Sul Region Total:</i>	258.00	+	
British Columbia Region			
British Columbia Region (4)	21,000.00	+	
Cloverdale Group (1)	100.00	-	
From the Heart Group (1)	300.00	+	
Individual Members (2)	310.00	-	
Just As We Are Group (3)	450.00	+	
Men's Primary Purpose Group (3)	230.75	+	
Mixed Nuts Group (1)	50.00	+	
New West Nooner Group (4)	1,400.00	+	
South Vancouver Island Area (0)	0.00	-	
Thursday Night Winners Group (2)	197.06	+	
Tri-Cities Area (0)	0.00	-	
<i>British Columbia Region Total:</i>	24,037.81	+	

Contributor (# of contributions)	FY 2019 contributions	+/-/ compared to FY2018	<div> <div>●</div> Individuals <div>●</div> Groups <div>●</div> Area <div>●</div> Regions <div>●</div> Activities/other </div>
			→ View previous NAWS Annual Reports at www.na.org/AR
Buckeye Region			
Buckeye Region (4)	350.00	–	Piedmont Area (2) 1,000.00 +
Great Lakes Area (1)	500.00	–	Rappahannock Area (1) 300.00 +
Individual Members (2)	35.35	+	We Do Recover Group (2) 20.89 –
Regardless Of...Group (1)	100.00	+	Central Atlantic Region Total: 9,788.61 +
Western Reserve Area (11)	440.00	–	
Buckeye Region Total:	1,425.35	–	
California Inland Region			
California Inland Region (3)	11,074.11	+	Central California Region
Individual Members (2)	20.00	–	Central California Region (2) 2,288.93 –
Southwest Area (4)	1,716.63	+	Central Coast Area (9) 386.79 –
We do Recover Group (10)	80.00	–	County Line Area (8) 1,474.05 +
California Inland Region Total:	12,890.74	+	Gold Coast Area (9) 720.00 –
			Grupo La Recuperacion es posible (1) 78.00 +
			Individual Members (23) 1,066.00 –
			Kern County Area (9) 900.00 +
			Positive Hour Group (1) 230.00 +
			Spiritual Not Religious Group (7) 198.00 –
			Central California Region Total: 7,341.77 –
California Mid-State Region			
CA Mid-State Region (3)	10,206.37	+	Chesapeake & Potomac Region
Caring & Sharing Group (3)	94.29	–	Chesapeake/Potomac Region (0) 0.00 –
Foothill Area (1)	116.70	+	Girls Night Out Group (0) 0.00 –
Gold Country Area (1)	1,000.00	+	Individual Members (12) 300.00 =
Individual Members (7)	51.13	–	It Works How & Why Group (3) 47.27 –
Stanislaus Valley Groups Area (1)	56.60	+	Yellow Brick Road Group (1) 56.50 –
California Mid-State Region Total:	11,525.09	+	Chesapeake & Potomac Region Total: 403.77 –
Canada Atlantic Region			
Canadian Atlantic Region (5)	2,217.92	+	Chicagoland Region
Foundation Group (1)	750.00	+	Basic Text & Coffee Group (1) 20.00 +
Individual Members (2)	550.00	+	Blue Skies Ahead Group (0) 0.00 –
New Awakenings Group (1)	64.34	+	Chicagoland Region (4) 777.00 +
Canada Atlantic Region Total:	3,582.26	+	Happy Hour Group (4) 185.00 +
			How Group (0) 0.00 –
			Illinois Valley Area (0) 0.00 –
			Individual Members (15) 1,374.00 +
			Night Before Xmas Group (8) 80.00 +
			North City Area (2) 521.43 +
			Recovery Monologues Group (1) 84.00 +
			Recovery Works Group (1) 50.00 –
			River North Group (3) 140.00 +
			Rock River Area (1) 250.00 +
			Russian Addicts Group (0) 0.00 –
			Southwest City Area (0) 0.00 –
			Walk This Way Group (0) 0.00 –
			Chicagoland Region Total: 3,481.43 +
Carolina Region			
All Kidding Aside Group (7)	178.00	–	Chile Region
Basic Text Express Group (2)	20.00	–	Area Oriente (0) 0.00 –
Capital Area (3)	245.46	–	Grupo Cable a Tierra (0) 0.00 –
Carolina Region (2)	11,600.00	–	Chile Region Total: 0.00 –
Clean Living Group (8)	147.51	+	
Early Bird Special Group (0)	0.00	–	China Region
End of the Road Group (5)	222.26	+	China Region (0) 0.00 –
Flowertown Group (2)	126.00	–	China Region Total: 0.00 –
Fortune Cookie Group (0)	0.00	–	
Freedom Through Recovery Group (0)	0.00	–	Colombia Region
Grassroots Group (1)	25.00	+	Colombia Regional Convention (0) 0.00 –
Greater Charlotte Area (0)	0.00	–	Grupo dame un abrazo (0) 0.00 –
Individual Members (15)	468.60	+	Grupo Despertar Espiritual (0) 0.00 –
Lake Norman Area (5)	739.59	+	Grupo El Camino (2) 152.00 +
Living Clean Group (1)	20.00	+	Grupo El mensaje (0) 0.00 –
Middle of the Road Group (2)	600.00	+	Grupo Ensename a vivir (0) 0.00 –
NAPD Group (1)	68.14	–	Grupo hay una solucion (0) 0.00 –
Primary Purpose Group (5)	201.00	+	Grupo la humildad (0) 0.00 –
Sheldon Banks (3)	141.79	+	Grupo la Serenidad (0) 0.00 –
South Coastal Area (5)	1,106.12	+	Grupo llegamos a creer (0) 0.00 –
Spiritual Gangsters Group (1)	5.00	–	Grupo siempre hay esperanza (0) 0.00 –
Stay Clean Group (0)	0.00	–	Grupo somos un milagro (0) 0.00 –
Sun City Area (4)	623.83	+	Grupo Vida (0) 0.00 –
Surrender To Win Group (2)	313.00	+	Colombia Region Total: 152.00 –
Upper South Carolina Area (9)	1,186.84	–	
Carolina Region Total:	18,038.14	–	
Central Atlantic Region			
Almost Heaven Area (9)	815.55	–	
Central Atlantic Region (2)	5,052.74	+	
Experience, Strength & Hope Group (1)	79.46	+	
Individual Members (4)	174.40	+	
New Dominion Area (1)	2,315.57	+	
New Vision Group (2)	30.00	–	
Outer Limits Area (0)	0.00	–	

Contributor (# of contributions)	FY 2019 contributions	+ /- = compared to FY2018	<div> <div>● Individuals</div> <div>● Groups</div> <div>● Area</div> <div>● Regions</div> <div>● Activities/other</div> </div>
View previous NAWS Annual Reports at www.na.org/AR			
Colorado Region			
Addicts Seeking Sanity Group (10)	374.13	+	
Ain't Dead Yet Group (1)	210.99	-	
Colorado Region (1)	3,000.00	-	
Continued Deflation Group (1)	25.00	+	
Crestone Group (3)	39.00	+	
Humble Lights Group (4)	268.00	-	
Individual Members (15)	100.00	+	
Just Can't Miss It Group (2)	308.31	+	
Mile High Area (2)	410.47	-	
Pallbears Group (1)	68.00	+	
Pikes Peak Area (2)	206.10	-	
Primary Purpose Group (7)	385.00	+	
Surrender to Win Group (6)	294.71	+	
Try Again Group (1)	23.00	+	
Unity Day (1)	300.00	+	
When at the End of the Road Group (2)	352.21	+	
Colorado Region Total:	6,364.92	-	
Connecticut Region			
Connecticut Region (10)	23,027.35	+	
Get Clean or Die Trying Group (5)	228.94	+	
Greater Hartford Area (7)	1,500.96	+	
Individual Members (4)	172.42	-	
More Good Times Ahead Group (0)	0.00	-	
Planet Recovery Group (0)	0.00	-	
Sanity on Sunday Group (6)	185.31	+	
Straight from the Hip Group (1)	86.14	-	
Thru the Steps Group (0)	0.00	-	
Connecticut Region Total:	25,201.12	+	
Costa Rica Region			
Costa Rica Region (0)	0.00	-	
Individual Members (0)	0.00	-	
Costa Rica Region Total:	0.00	-	
Cuba Region			
Cuba Region (1)	120.00	+	
Cuba Region Total:	120.00	+	
Denmark Region			
Denmark Region (2)	3,344.00	+	
Hold Det Enkelt Gruppen (Randers) Keep it Simple (1)	100.00	=	
Sammen Kan Vi Gruppen (Together we Can) (0)	0.00	-	
Denmark Region Total:	3,444.00	+	
Eastern New York Region			
Eastern New York Region (3)	9,777.10	+	
Grupo Contra Viento y Morea (1)	20.00	+	
Individual Members (12)	188.00	+	
Spiritual Connection Group (1)	40.00	+	
Wonder Women Group (2)	130.50	+	
Eastern New York Region Total:	10,155.60	+	
Eastern Pennsylvania Region			
Bordertown Group (1)	73.40	+	
Eastern Pennsylvania Region (2)	6,677.15	-	
Individual Members (3)	-50.00*	-	
Living the Steps Group (0)	0.00	-	
Eastern Pennsylvania Region Total:	6,700.55	-	
Egypt Region			
Egypt Region (0)	0.00	-	
Egypt Region Total:	0.00	-	
Finland Region			
Living Clean Group (1)	115.00	-	
Finland Region Total:	115.00	-	
Florida Region			
A Train To Somewhere Group (4)	116.95	+	
Changing Through the Steps Group (0)	0.00	-	
Florida Region (0)	0.00	-	
Forest Area (4)	961.92	+	
Greater Orlando Area (7)	2,238.57	+	
Individual Members (18)	973.00	+	
It Works - We Do Recover Group (0)	0.00	-	
Just for Thursday Group (12)	239.63	-	
Kissimmee Connection Group (1)	10.93	+	
Life on Life's Terms Group (11)	758.00	-	
Miracles of Faith Group (0)	0.00	-	
Palm Coast Area (4)	5,000.00	-	
Point of Freedom Group (1)	100.00	+	
Recovery Central Group (11)	532.18	-	
Recovery Matters Group (4)	66.00	-	
Recovery on Campus (5)	619.49	+	
Soul Sistas Group (1)	25.00	-	
Steps To Freedom Group (12)	496.72	+	
Stick N Stay Group (1)	50.00	+	
Sunday Skool Group (11)	152.09	+	
The Lie is Dead Group (1)	13.90	-	
Florida Region Total:	12,354.38	-	
France Region			
France Region (1)	3,488.37	-	
Individual Members (8)	800.00	+	
France Region Total:	4,288.37	+	
Freestate Region			
Freestate Region (1)	10,000.00	-	
Hope for Serenity Group (1)	147.50	+	
Some Are Sicker Than Others Group (1)	200.00	-	
Weekend Survivors Group (0)	0.00	-	
Freestate Region Total:	10,347.50	-	
Georgia Region			
Backroom Group (1)	200.00	-	
Beginners Group (1)	41.27	+	
Clean Air Act Group (6)	443.26	+	
Close Encounters Group (3)	105.70	-	
First Step Group (12)	866.80	+	
Georgia Region (2)	9,533.12	+	
Getting Better Group (9)	140.46	+	
Grateful Heads Group (2)	280.00	+	
Hardcore Hope Group (3)	40.00	+	
Individual Members (6)	1,073.00	+	
International City Group (5)	240.05	+	
Just for Sunday Group (1)	59.61	-	
Just For Today Group (9)	451.00	+	
Living Free Group (8)	266.18	-	
Macon Miracles Group (3)	225.00	+	
New Horizon Group (4)	192.40	-	
North Atlanta Area (1)	47.00	+	
One is Too Many Group (1)	10.00	+	
Sisters in Unity Group (5)	113.17	-	
South Georgia Area (1)	500.00	+	
Spirit & Service Group (0)	0.00	-	
Surrender Group (12)	686.79	+	
The Journey Continues Group (2)	175.00	+	
Georgia Region Total:	15,689.81	+	

*These entries are accounting adjustments for literature purchases from the last FY that were incorrectly recorded as contributions.

Contributor (# of contributions)	FY 2019 contributions	+/-= compared to FY2018	<div> <div>●</div>Individuals <div>●</div>Groups <div>●</div>Area <div>●</div>Regions <div>●</div>Activities/other </div>
View previous NAWS Annual Reports at www.na.org/AR			
German Speaking Region			
Berlin Area (Gebiet Berlin) (1)	1,111.11	-	
Berlin Gruppe (1)	57.47	+	
Brandenburg Group (1)	44.94	+	
Dienstag Gruppe (1)	568.18	+	
Falkensee Gruppe (0)	0.00	-	
Frauenmeeting Gruppe (0)	0.00	-	
Freitag Friedenau Gruppe (0)	0.00	-	
Freitagsmeeting (0)	0.00	-	
German Speaking Region (2)	8,060.25	+	
Individual Members (23)	2,127.79	-	
Monday DND Berlin Group (0)	0.00	-	
Montag Bochum Gruppe (1)	68.97	+	
Spandau Berlin Group (0)	0.00	-	
Sued Area (Gebiet Sued) (1)	568.18	+	
German Speaking Region Total:	12,606.89	-	
Grande Sao Paulo Region			
Grande Sao Paulo Region (1)	2,000.00	+	
Grande Sao Paulo Region Total:	2,000.00	+	
Greater Illinois Region			
Focusing on Me Group (0)	0.00	-	
Greater Illinois Region (2)	2,842.38	-	
Individual Members (2)	14,865.00	+	
Greater Illinois Region Total:	17,707.38	-	
Greater New York Region			
A Greater Consciousness Group (12)	253.00	+	
Bleecker Street Tuesday Group (6)	861.50	+	
Carrying the Message Group (2)	-60.00	*	
Eastern Long Island Area (1)	475.00	+	
Greater New York Region (6)	6,000.00	+	
Individual Members (25)	695.64	+	
Life After Drugs Group (1)	30.00	+	
Miracles in Co-Op Group (1)	75.00	-	
New York City Area (2)	877.91	-	
Only Game in Town Group (2)	124.20	+	
Practicing Principles Group (0)	0.00	-	
Recovery in El Barrio Group (2)	48.38	+	
Recuperacion for Today Group (0)	0.00	-	
Recurring Themes Group (5)	318.75	+	
Saturday Morning Serenity Group (3)	275.00	+	
Scarsdale Men's Group (0)	0.00	-	
Serenity on Saturday Group (4)	147.00	-	
Sunday Meditation Group (0)	0.00	-	
Greater New York Region Total:	10,121.38	+	
Greater Philadelphia Region			
12 Steps Up Group (0)	0.00	-	
Clean Acres Area (Chester County) (3)	661.04	+	
Delco Area (5)	2,346.98	+	
Down Payment on Life Group (1)	35.00	+	
Folsom Group (0)	0.00	-	
Great Start Group (1)	50.00	+	
Greater Philadelphia Region (1)	1,000.00	+	
Inner City Area (0)	0.00	-	
Greater Philadelphia Region Total:	4,093.02	+	
Greece Region			
English Speaking Group (0)	0.00	-	
Greece Region (0)	0.00	-	
Greece Region Total:	0.00	-	
Hawaii Region			
Hawaii Region (4)	3,966.33	+	
Individual Members (2)	50.00	-	
Just for Today Group (1)	140.00	+	
Just for Today Group (0)	0.00	-	
Kauai Area (3)	150.00	-	
Living Clean: The Journey Continues Group (1)	100.00	-	
Oahu Area (15)	718.13	-	
Owau No Au Group (1)	86.00	+	
West Hawaii Area (1)	58.03	+	
Hawaii Region Total:	5,268.49	+	
HOW Region			
Grupo Luz (0)	0.00	-	
HOW Region (0)	0.00	-	
HOW Region Total:	0.00	-	
Hungary Region			
Hungary Region (0)	0.00	-	
Hungary Region Total:	0.00	-	
Indiana Region			
Beyond the End of the Road Group (0)	0.00	-	
Central Indiana Area (4)	2,081.05	+	
Cross Roads Area (3)	293.57	-	
East Central Area (5)	260.00	-	
End Of Summer Celebration (0)	0.00	-	
Heartland Area (6)	459.97	+	
Indiana Region (8)	3,701.00	+	
Indiana Region Convention (1)	2,616.82	+	
Individual Members (1)	500.00	-	
Michiana Area (8)	291.16	+	
Mid-State Area (6)	1,514.64	+	
NE Indiana Area (2)	273.09	+	
Rats NA Drain Ditch Group (3)	153.00	-	
South Central Indiana Area (1)	2,000.00	+	
South Shore Area (3)	705.00	+	
That Tuesday ... Broad Ripple Group (2)	97.00	+	
Tuesday Night Group (6)	347.42	+	
Indiana Region Total:	15,293.72	+	
Iowa Region			
Iowa Region (2)	2,900.00	+	
Rathburn Regional Group (1)	150.00	+	
Saturday Serenity Group (1)	25.00	+	
South East Iowa Area (1)	250.00	+	
The Journey to Freedom Group (0)	0.00	-	
We Do Recovery Group (3)	195.00	-	
Iowa Region Total:	3,520.00	+	
Irish Region			
Amien Street Group (1)	112.36	-	
Individual Members (12)	300.00	+	
Irish Region (2)	1,819.61	+	
Living Clean - The Journey Continues Group (1)	110.00	+	
Irish Region Total:	2,341.97	+	
Italy Region			
Italy Region (1)	1,088.12	+	
Italy Region Total:	1,088.12	+	
Japan Region			
Japan Region (0)	0.00	-	
Shinjyuku Group (1)	100.00	-	
Japan Region Total:	100.00	-	

Contributor (# of contributions)	FY 2019 contributions	+/-/ compared to FY2018	<div> <div>●</div>Individuals <div>●</div>Groups <div>●</div>Area <div>●</div>Regions <div>●</div>Activities/other </div>
<div> <div>→</div> View previous NAWS Annual Reports at www.na.org/AR </div>			
Kentuckiana Region			
24 Group (1)	40.00	+	
502 Area (LSU) (1)	333.33	+	
How it Works Group (0)	0.00	-	
Just Us Home Group (12)	180.00	+	
Kentuckiana Region (1)	2,704.57	+	
Living the Program Group (2)	20.00	-	
Louisville Area (12)	600.00	-	
South Central Kentucky Area (1)	29.38	-	
The Phoenix Group (2)	300.00	+	
Kentuckiana Region Total:	4,207.28	+	
Kuwait Region			
Kuwait Region (1)	4,090.00	+	
Kuwait Region Total:	4,090.00	+	
Lithuania Region			
Individual Members (0)	0.00	-	
Naujas Kelias Group (3)	30.00	+	
Lithuania Region Total:	30.00	+	
Lone Star Region			
Another Chance Group (12)	120.00	+	
Azle Group (1)	25.00	+	
Broadway Group (9)	110.50	-	
Dallas Area (13)	9,905.20	+	
Eastside Recovery Group (3)	63.98	+	
Fort Worth Area (9)	1,157.54	-	
Habla Hispana de Tejas Area (0)	0.00	-	
Haslet Group (13)	217.52	+	
Heart of Texas GSF (5)	236.98	+	
Individual Members (13)	900.00	+	
Irving Group (0)	0.00	-	
Just For Today Group (1)	62.50	-	
Last House on the Block Group (8)	1,216.28	-	
Living Recovery Group (4)	455.68	+	
Lone Star Region (4)	5,500.00	+	
Mansfield Group (6)	400.00	+	
McKinney Group (2)	550.00	-	
New Beginnings Group (1)	25.00	-	
Northside Group (12)	2,476.16	-	
Rose City Area (1)	40.00	+	
Step One Group (0)	0.00	-	
Stonewall Group (0)	0.00	-	
Town East Group (10)	754.63	-	
Wylie Group (2)	175.00	+	
Lone Star Region Total:	24,391.97	+	
Louisiana Region			
Giving It Back Campout I (0)	0.00	-	
Individual Members (1)	32.00	-	
Louisiana Region (4)	3,698.55	+	
New Attitudes - Miracles Happen Group (0)	0.00	-	
New Attitudes Group (0)	0.00	-	
Northshore Area (6)	733.44	+	
SNRP Group (0)	0.00	-	
Stairway To Life Group (1)	50.00	=	
Unity Area (0)	0.00	-	
Louisiana Region Total:	4,513.99	+	
Malaysia Region			
Individual Members (1)	290.00	+	
Malaysia Total:	290.00	+	
Metro Detroit Region			
Daily Maintenance Group (12)	480.00	+	
Individual Members (0)	0.00	-	
Metro Detroit Region (2)	600.00	-	
Monroe County Area (7)	525.00	+	
Western Wayne Area (9)	4,218.09	+	
Metro Detroit Region Total:	5,823.09	-	
Mexico Region			
Individual Members (6)	6.00	+	
Mexico Region Total:	6.00	+	
Michigan Region			
Against All Odds Group (3)	80.86	+	
Capital Area (6)	235.46	-	
Greater Grand Rapids Area (4)	585.00	-	
Individual Members (3)	87.00	-	
Livingston County Area (4)	180.00	+	
Michigan Region (1)	2,079.56	+	
No Matter What Group (1)	46.00	+	
Principles Before Personalities Group (9)	347.23	-	
Steppin Up Group (1)	100.00	+	
Surrender to Win Group (0)	0.00	-	
Unity Group (0)	0.00	-	
Work the Steps or Die Group (0)	0.00	-	
Michigan Region Total:	3,741.11	-	
Mid-America Region			
Individual Members (2)	440.00	+	
Just For Today Group (1)	100.00	+	
Mid-America Region (0)	0.00	-	
Misery is Optional Group (0)	0.00	-	
OZ Area (0)	0.00	-	
Mid-America Region Total:	540.00	-	
Mid-Atlantic Region			
How Group (1)	300.00	=	
Individual Members (32)	465.00	+	
Journey Continues Group (4)	697.56	+	
Living Clean Group (0)	0.00	-	
Mid-Atlantic Region (1)	1,162.66	-	
New Beginnings Group (1)	114.79	+	
We Do Recover Group (0)	0.00	-	
Mid-Atlantic Region Total:	2,740.01	-	
Minnesota Region			
Addicts for Life Group (2)	50.00	+	
Apple Valley Basic Text Study Group (1)	75.00	+	
Back to Basics Area (1)	1,576.76	+	
Bulletin #27 Group (1)	43.00	+	
Fellowship Group (3)	100.00	-	
Fresh Start Group (0)	0.00	-	
Friends in Recovery Group (1)	85.00	-	
Gotta Do Something Group (3)	143.50	+	
Individual Members (0)	0.00	-	
Just For Today Group (1)	50.00	+	
Leading By Example Group (7)	160.00	+	
Minnesota Region (0)	0.00	-	
New Way to Live Group (2)	100.00	=	
Northern Lights Area (1)	500.00	+	
Northside Group (0)	0.00	-	
Princeton Group (0)	0.00	-	
Recovery in the Heartland Area (0)	0.00	-	
Vision of Hope Area (0)	0.00	-	
WEE Are Here Area (2)	1,000.00	+	
Minnesota Region Total:	3,883.26	-	

Contributor (# of contributions)	FY 2019 contributions	+ /- = compared to FY2018	<div> <div>●</div>Individuals <div>●</div>Groups <div>●</div>Area <div>●</div>Regions <div>●</div>Activities/other </div>
View previous NAWS Annual Reports at www.na.org/AR			
Mississippi Region			
Carpe PM Group (2)	35.00	+	
Delta Area (0)	0.00	-	
Gulf Coast Area (1)	920.29	+	
Individual Members (0)	0.00	-	
Just for Today Group (2)	100.00	+	
Never Alone Never Again Group (0)	0.00	-	
Mississippi Region Total:	1,055.29	+	
Montana Region			
Freedom Group (1)	25.00	=	
Individual Members (12)	1,200.00	=	
Montana Region (4)	1,182.85	-	
Montana Region Total:	2,407.85	-	
Mountaineer Region			
Addict to Addict Group (2)	80.00	+	
Choose to Live Group (1)	17.50	-	
Mountaineer Region (2)	11,433.09	+	
Phoenix Group (1)	120.00	+	
Mountaineer Region Total:	11,650.59	+	
Nebraska Region			
Happy Havelock Group (1)	187.00	+	
Individual Members (0)	0.00	-	
Nebraska Region (3)	7,930.03	+	
Nebraska Region Total:	8,117.03	+	
Nepal Region			
Pokhara Area (0)	0.00	-	
Nepal Region Total:	0.00	-	
Netherlands Region			
Just for Today Group (1)	213.64	+	
Netherlands Region Total:	213.64	+	
New England Region			
How it Works Group (0)	0.00	-	
Individual Members (7)	436.00	-	
Leggs n Eggs Group (8)	195.00	=	
New England Region (3)	5,494.38	+	
No Matter What Group (0)	0.00	-	
Recovery in the Chapel Group (5)	158.50	+	
Rise & Shine Group (0)	0.00	-	
Sunday 12 Step Group (1)	50.00	+	
The Promise is Freedom Group (0)	0.00	-	
New England Region Total:	6,333.88	+	
New Jersey Region			
Bordentown Group (3)	170.51	-	
Burlington County Area (0)	0.00	-	
Foundation of Hope Group (2)	96.00	+	
Individual Members (26)	2,122.00	-	
Midday Matinee Group (2)	80.00	+	
New Jersey Region (6)	11,762.51	-	
Ocean Area (1)	120.00	-	
Step by Step Group (1)	50.00	+	
What's In A Name Group (0)	0.00	-	
New Jersey Region Total:	14,401.02	-	
North Carolina Region			
Clean & Serene Group (1)	20.00	+	
Individual Members (13)	324.00	+	
New Horizons Group (1)	80.00	+	
North Carolina Region (3)	3,121.60	-	
North Carolina Region Total:	3,545.60	-	
Northern California Region			
Area de Habla Hispana Area (6)	817.49	+	
Atmosphere of Recovery Group (0)	0.00	-	
Back to Basics Group (7)	382.00	+	
Camden Home Group (2)	179.50	-	
Contra Costa Area (12)	1,500.00	=	
Davis Group (6)	190.63	-	
Early Serenity Men's Group (12)	851.93	-	
Echoing Recovery Home Group (6)	96.05	-	
Friday Night Alternative Group (6)	154.45	+	
Get Down To It Group (1)	100.00	+	
Gilroy Home Group (2)	325.00	+	
Individual Members (12)	339.00	-	
It Works How & Why Group (1)	60.50	+	
Just for Today Group (0)	0.00	-	
Just For Today Nooner Group (1)	20.00	-	
LGBT & Friends Group (1)	100.00	+	
Living Clean Group (1)	10.00	+	
Living Clean Group (4)	165.00	+	
Living Free Group (0)	0.00	-	
Living Life Group (0)	0.00	-	
Los Gatos Home Group (6)	1,113.24	+	
Men's Group (1)	275.00	+	
Mission Peak Area (5)	5,842.18	+	
Monterey County Area (13)	1,300.00	+	
Nooner Group (10)	803.50	+	
Northern CA Region (6)	34,414.70	-	
Orland Back to Basics Group (2)	25.65	-	
San Tomas Solution Group (0)	0.00	-	
Shasta/Trinity Area (0)	0.00	-	
We Do Recover Group (12)	555.00	+	
Work the Steps or Die Group (0)	0.00	-	
Northern California Region Total:	49,620.82	-	
Northern New England Region			
Individual Members (0)	0.00	-	
Northern New England Region (0)	0.00	-	
Northern New England Region Total:	0.00	-	
Northern New Jersey Region			
Bergen Area (0)	0.00	-	
Expect a Miracle Group (1)	76.00	-	
Freedom Through Unity Area (7)	650.11	-	
Greater New Brunswick Area (3)	874.63	+	
Greater Newark Area (1)	-37.00*	-	
Greater Plainfield Area (0)	0.00	-	
Hudson County Area (12)	230.00	+	
Individual Members (12)	136.00	+	
Northern New Jersey Region (5)	1,000.00	-	
Northwest New Jersey Area (1)	51.74	-	
Plainfield Connection Group (0)	0.00	-	
Principles Before Personalities Group (0)	0.00	-	
Steppin' Out on Saturday Group (1)	281.25	+	
We Do Recover Group (1)	140.00	+	
Northern New Jersey Region Total:	3,402.73	-	
Northern New York Region			
Individual Members (1)	108.00	-	
Northern New York Region (5)	315.46	-	
Northern New York Region Total:	423.46	-	

Contributor (# of contributions)	FY 2019 contributions	+ /- / = compared to FY2018	<div> <div>Individuals</div> <div>Groups</div> <div>Area</div> <div>Regions</div> <div>Activities/other</div> </div>
			<div> <div>View previous NAWS Annual Reports at www.na.org/AR</div> </div>
Norway Region			
Grupa Dammensruppa (0)	0.00	-	Made a Decision Group (2) 65.00 +
Individual Members (0)	0.00	-	MTFU Group (1) 33.00 +
NA Hortens Gruppa (0)	0.00	-	Our Hour Group (2) 225.20 +
Norway Region (0)	0.00	-	Out to Lunch Bunch Group (3) 160.00 +
South Area (0)	0.00	-	Pacific Cascade Region (5) 4,824.68 -
			Together We Can Group (0) 0.00 -
Norway Region Total:	0.00	-	Umpqua Valley Area (1) 92.50 +
Occidente-Mexico Region			
Grupo Solo Por Hoy (2)	26.00	-	Unity Day Donation (0) 0.00 -
Occidente-Mexico Region (0)	0.00	-	Washington County Area (3) 619.21 -
Occidente-Mexico Region Total:	26.00	-	Pacific Cascade Region Total: 6,999.59 -
Ohio Region			
Come Together Group (2)	150.00	=	Peru Region
Godzvilla Group (1)	106.00	+	Peru Region (1) 150.00 -
Greater Cincinnati Area (2)	1,460.00	+	Peru Region Total: 150.00 -
Individual Members (4)	607.00	+	Poland Region
Madisonville Group (0)	0.00	-	Poland Region (1) 429.33 -
Mid East Area (1)	-1,071.13	*	Poland Region Total: 429.33 -
Ohio Region (4)	6,503.64	-	Portugal Region
Principles Group (1)	120.00	+	Grupo Em Tempos de Doenca (1) 113.64 -
West Side Story Group (3)	378.38	+	Individual Members (1) 50.00 +
Winners' Group (4)	850.00	+	Lisboa Area (0) 0.00 -
Ohio Region Total:	9,103.89	-	Portugal Region (2) 1,894.23 +
OK Region			
33rd Street Recovery Group (1)	20.00	+	Soul Searchers Group (1) 60.54 +
Claremore Group (0)	0.00	-	Portugal Region Total: 2,118.41 +
Cushing Connections Group (8)	90.00	-	Qatar
Individual Members (17)	4,040.00	+	Doha Group (1) 275.00 -
Living Room Group (9)	79.68	+	Qatar Area (0) 0.00 -
No Grass Group (4)	123.00	+	Qatar Total: 275.00 -
Northside Stroll Group (5)	1,025.00	-	Quebec Region
OK Region (6)	4,700.00	+	Groupe Le Narcotique Anonymus (1) 111.82 +
Stillwater Serenity Seekers Group (3)	120.00	+	Groupe Les Aventuriers Spirituels (0) 0.00 -
Western Area (6)	1,000.00	+	Groupe Pavillon (1) 230.00 +
Westside Group (1)	350.00	+	Groupe Rayons de Soleil (0) 0.00 -
OK Region Total:	11,547.68	+	Individual Members (1) 20.00 +
Ontario Region			
Bring Your Own Book Group (1)	200.00	=	L'Inconditionnel Groupe (3) 551.06 +
Clean & Free Group (1)	99.50	-	Quebec Region (4) 10,000.00 +
Greater London Area (1)	188.00	+	Rive-Sud Area (1) 900.00 +
Halton Peel Area (1)	1,000.00	+	Sororite Women's Retreat (1) 1,200.00 +
Individual Members (1)	250.00	+	Take it or Leave it Group (0) 0.00 -
Just for Today Group (0)	0.00	-	Quebec Region Total: 13,012.88 +
New Freedom Group (2)	699.00	+	Quisqueyana Region
Ontario Region (2)	8,000.00	-	Individual Members (0) 0.00 -
Phoenix Group (0)	0.00	-	Quisqueyana Region Total: 0.00 -
Saturday Night Live Group (2)	144.00	+	Red River Region
Survivor's Club Group (2)	212.75	+	Full Circle Group (1) 100.00 =
Together We Can Group (6)	792.42	+	Okla-Tex Area (7) 800.00 +
Toronto Area (3)	5,372.42	+	Red River Region (1) 900.00 -
Walking in Recovery Group (1)	110.00	+	Refinishing Group (1) 105.00 +
Ontario Region Total:	17,068.09	-	Red River Region Total: 1,905.00 -
Pacific Cascade Region			
Anyone & Everyone Group (5)	51.00	+	Region 51
Basic Group (1)	37.00	-	AIR Group (Addicts In Recovery) (1) 40.00 +
Central Oregon High Desert Area (1)	75.00	-	Attitude of Gratitude Group (0) 0.00 -
Courage to Change Group (0)	0.00	-	CAN Area (2) 1,494.80 -
Individual Members (13)	117.00	-	DOA Group (2) 100.00 +
Kick the Monkey Group (1)	50.00	-	Drugs No More Group (1) 50.00 -
Learning to Live Group (4)	650.00	+	Individual Members (4) 3,042.00 -
Linn-Benton Area (0)	0.00	-	It Works How & Why Group (6) 280.75 -
			North By Northwest Area (3) 2,875.16 -
			Not High at Noon Group (0) 0.00 -
			PM Recovery Group (1) 100.00 +

Contributor (# of contributions)	FY 2019 contributions	+ /- / = compared to FY2018	<div> <div>●</div>Individuals <div>●</div>Groups <div>●</div>Area <div>●</div>Regions <div>●</div>Activities/other </div>
			→ View previous NAWS Annual Reports at www.na.org/AR
Primary Purpose Group (2)	44.00	-	Individual Members (27) 1,458.36 -
Primary Purpose Group (0)	0.00	-	Little Egypt Area (2) 1,402.00 -
Region 51 Region (2)	7,000.00	-	Miracle Group (3) 147.00 +
Saturday Morning Recovery Group (4)	108.32	+	Miracles of Life Group (6) 700.00 +
Saturday Night Surrender Group (11)	220.00	+	New Hope Group (0) 0.00 -
Saturday Night Unloaded Group (1)	140.00	-	No Excuses Group (10) 900.00 -
Wednesday's Women Group (5)	74.00	+	Northland Area (3) 1,316.32 -
Region 51 Total:	15,569.03	-	OP Group (8) 545.00 +
Region Del Coqui			Primary Purpose Area (0) 0.00 -
Grupo Solo Por Hoy (1)	35.00	+	Share the Life Group (0) 0.00 -
Individual Members (15)	185.40	+	Show-Me Region (1) 5,428.36 +
Norte Centro Area (4)	100.00	+	Steps to Recovery Group (1) 30.00 +
Oeste Area (5)	132.80	+	Subject To Change Group (1) 25.00 -
Region del Coqui (1)	100.00	+	Survivors Group (1) 33.97 +
Region Del Coqui Total:	553.20	+	United Kansas City Area (3) 982.26 +
Rio de Janeiro Region			We Wanna Live Group (1) 50.00 +
Rio de Janeiro Region (2)	1,500.00	=	Webster Hope Group (1) 115.00 -
Rio de Janeiro Region Total:	1,500.00	=	Show-Me Region Total: 17,379.11 +
Rio Grande do Sul Region			Sierra Sage Region
Grupo Independencia (0)	0.00	-	Living For Today Group (2) 45.75 +
Rio Grande do Sul region (1)	25.00	+	Never Alone Group (4) 100.00 +
Rio Grande do Sul Region Total:	25.00	+	Reaching for Recovery Group (1) 100.00 -
Rio Grande Region			Rural Nevada Area (2) 430.00 +
Experience, Strength & Hope Group (1)	360.00	=	Saturday Night Special Group (2) 70.80 +
Greater Albuquerque Area (3)	43.61	-	Sierra Sage Region (4) 10,900.00 -
Individual Members (25)	340.00	-	Sunday Night New Beginnings Group (1) 20.00 -
More Will Be Revealed Group (11)	231.08	+	What's the Solution Group (1) 100.00 +
Options Group (2)	229.98	+	Sierra Sage Region Total: 11,766.55 -
Rio Grande Region (1)	2,500.00	=	Singapore Region
Rio Grande Region Total:	3,704.67	-	Singapore Region (1) 220.00 +
San Diego/Imperial Counties Region			Singapore Region Total: 220.00 +
Caring & Sharing Group (2)	42.49	+	SOSONA - Indian Region
HOW Group (6)	299.17	+	Individual Members (0) 0.00 -
HOW Group (6)	244.70	+	SOSONA - Indian Region Total: 0.00 -
Individual Members (0)	0.00	-	South Dakota Region
It's in the Literature Group (2)	59.88	+	West River Area (1) 289.00 +
Living the Dream Group (1)	73.58	-	South Dakota Region Total: 289.00 +
Living the Program Group (0)	0.00	-	South Florida Region
Men's Weekly Group (0)	0.00	-	A Message of Hope Group (1) 20.00 +
Monday Nite 11th Step Group (2)	175.90	+	Beach & Bay Area (3) 600.00 +
NA by the Bay Group (1)	30.00	-	Dare to Win Group (10) 1,208.64 +
North Coastal Area (7)	581.75	-	Friday Night Alternatives Group (0) 0.00 -
OB Smokeless Group (3)	120.00	-	Gulf Coast Area (7) 2,243.47 +
Red Eye Group (0)	0.00	-	Happy Hour Group (3) 647.00 +
San Diego Region (13)	2,534.54	-	Individual Members (1) 290.00 -
Saturday Morning Live Group (1)	104.82	-	Last Stop Group (0) 0.00 -
Welcome Home Group (1)	200.00	+	Saturday Night Live Group (6) 434.00 -
San Diego/Imperial Counties Region Total:	4,466.83	-	South Dade Area (3) 1,500.00 +
Saudi Arabia Region			South Florida Region (2) 8,513.13 +
Individual Members (0)	0.00	-	Sunset Coast Area (3) 576.43 +
Saudi Arabia Region Total:	0.00	-	The New Life Beach Group (5) 125.00 +
Show-Me Region			South Florida Region Total: 16,157.67 +
A New Influence Group (1)	100.00	=	Southern California Region
Another Sunrise Group (3)	329.43	+	After Noon Recovery Group (0) 0.00 -
Are You Ready For Some Reovery Group (1)	550.00	-	Belly of the Beast Group (0) 0.00 -
Central Ozarks Area (2)	11.95	-	Courage to Change Group (7) 217.95 -
Door to Recovery Group (2)	376.50	-	DOA Group (1) 20.00 =
Greater St Charles Area (2)	1,210.96	+	Eastern Sierra Area (3) 226.61 -
Heartland Area (3)	1,532.00	+	Farsi Group (2) 230.00 +
Homeward Journey Group (3)	135.00	+	Full Issue Group (4) 508.14 +
I Can't We Can Group (0)	0.00	-	Guiding Principles Group (1) 40.00 +

Contributor (# of contributions)	FY 2019 contributions	+ /- = compared to FY2018	<div> <div>●</div>Individuals <div>●</div>Groups <div>●</div>Area <div>●</div>Regions <div>●</div>Activities/other </div>
			<div> <div>→</div>View previous NAWS Annual Reports at www.na.org/AR </div>
Individual Members (108)	5,027.00	-	Houston Area (12) 527.14 +
Inside Job Group (1)	144.00	-	Hugs not Drugs Group (9) 90.00 -
Invitation To Live Group (0)	0.00	-	Individual Members (16) 368.00 -
Lamplight Group (0)	0.00	-	Keep It Clean Group (0) 0.00 -
Little Chair Group (1)	100.00	+	Kerrville Agape Group (1) 75.00 =
New Life Noon Group (9)	280.95	+	Life's Second Chance Group (0) 0.00 -
Out of the Darkness Group (1)	95.00	+	No Matter What Group (1) 80.00 +
Quest For Serenity Group (2)	417.52	+	North West Group (2) 180.00 +
Santa Clarita Area (1)	1,000.00	+	Northside Area (4) 1,000.00 -
Southern CA Regional Office (0)	0.00	-	Old School Keep it Simple Group (0) 0.00 -
Sunday Surrender Group (5)	71.00	-	Phoenix Group (0) 0.00 -
The Journey Continues Group (5)	337.00	+	Serious Undertakings Group (1) 125.00 -
The Journey Continues Group (0)	0.00	-	Southeast Texas Area (1) 120.00 +
Topanga Tranquil Group (6)	515.77	+	Tejas Bluebonnet Region (2) 2,604.00 -
Tuesday Night Solutions Group (3)	120.00	+	Texas Unity Convention (1) 189.40 -
Tuesday Step Study Group (9)	445.00	-	The Sooner the Better Group (13) 658.55 +
We Came to Believe Group (1)	73.00	+	Tejas Bluebonnet Region Total: 7,892.51 -
Westend Area (4)	786.87	-	
Wild Recovery Hike & Meeting Group (2)	89.00	-	
Women's Literature Study Group (1)	115.00	+	
Southern California Region Total:	10,859.81	-	
Southern Idaho Region			Tri-State Region
Individual Members (12)	360.00	=	Beechwood Group (9) 112.00 +
Insanity to Serenity Group (0)	0.00	-	Central Western PA Area (12) 300.00 +
New Attitudes Group (2)	175.00	-	East End Area (7) 1,060.18 -
Noon Group (1)	100.00	+	Give Yourself a Break Group (1) 350.00 +
Our Guiding Principles Group (6)	242.06	-	Growing Tree Group (3) 183.45 +
Southern Idaho Region (2)	4,444.31	-	Holiday Park Group (0) 0.00 -
Southern Idaho Regional Convention (0)	0.00	-	Individual Members (3) 60.00 +
Treasure Valley Area (1)	765.00	-	Interstate Crossroads Area (3) 2,900.00 -
Unity Group (7)	165.48	-	Lake Erie Area (3) 84.28 +
Wood River Group (2)	87.89	-	Living in Recovery Group (3) 95.76 +
Southern Idaho Region Total:	6,339.74	-	Serenity on the Mountain Group (1) 40.00 +
Spain Region			Shady Group (9) 675.63 +
Empire Group (Russian Speaking) (1)	222.00	+	South Hills Area (4) 1,457.24 -
Gibraltar Home Group (0)	0.00	-	Sunday Morning Serenity Group (1) 50.00 -
Grupo Cambiando Actitudes (1)	100.00	+	Tri-State Regional Office (1) 3,000.00 +
Grupo Vivir Limpios (0)	0.00	-	Tuesday Night Elizabeth Township Group (0) 0.00 -
Spain Region (3)	7,904.77	+	Unity Group (1) 20.00 +
Spain Region Total:	8,226.77	+	Tri-State Region Total: 10,388.54 +
Sweden Region			UK Region
A New Way of Life Group (1)	166.00	-	Individual Members (1) 30.00 +
Enkelhet Gruppen (0)	0.00	-	UK Region (1) 13,337.92 +
Frolundagruppen (0)	0.00	-	UK Region Total: 13,367.92 +
Living for Today Group (1)	100.00	+	
Mariagruppen (1)	95.90	+	
Nacka Gruppen (0)	0.00	-	
Radda Rambo Mansgruppern (0)	0.00	-	
Sinnesrogruppen (0)	0.00	-	
Sweden Region Total:	361.90	-	
Switzerland Region			United Arab Emirates
Switzerland Region (0)	0.00	-	United Arab Emirates Area (2) 1,460.00 +
Switzerland Region Total:	0.00	-	United Arab Emirates Total: 1,460.00 +
Tejas Bluebonnet Region			Upper Midwest Region
Central Texas Area (0)	0.00	-	That's It Group (2) 375.00 +
Courage Commitment & Change Group (1)	120.00	+	Upper Midwest Region (0) 0.00 -
Cypress Freedom Group (1)	50.00	-	Upper Midwest Region Total: 375.00 -
Easy Does It Group (1)	100.85	-	
Esperanza Area (0)	0.00	-	
Free at Last Group (6)	546.02	+	
Hill Country Area (4)	1,058.55	+	
			Upper Rocky Mountain Region
			Alive & Free Group (1) 75.00 +
			Cody Group (0) 0.00 -
			Hope Not Dope Group (0) 0.00 -
			Individual Members (9) 925.00 +
			Living Proof Group (7) 416.46 -
			Upper Rocky Mountain Region (0) 0.00 -
			Wyoming Western Area (1) 100.00 +
			Upper Rocky Mountain Region Total: 1,516.46 -
			Uruguay Region
			Uruguay Region (1) 1,480.00 +
			Uruguay Region Total: 1,480.00 +

Contributor (# of contributions)	FY 2019 contributions	+ /- = compared to FY2018	<div> <div>Individuals</div> <div>Groups</div> <div>Area</div> <div>Regions</div> <div>Activities/other</div> </div>
View previous NAWS Annual Reports at www.na.org/AR			
Utah Region			
Individual Members (0)	0.00	-	
Just For Today Group (0)	0.00	-	
Lakeside Unity Area (12)	595.11	+	
Northern Utah Area (18)	503.07	-	
Utah Region (2)	96.47	-	
<i>Utah Region Total:</i>	1,194.65	-	
Volunteer Region			
Hope Not Dope Group (0)	0.00	-	
Individual Members (18)	238.00	+	
Primary Purpose Group (7)	173.00	+	
Recovery First Group (1)	224.66	-	
Sparta Crossroads Group (1)	100.00	+	
Volunteer Region (2)	5,800.00	+	
<i>Volunteer Region Total:</i>	6,535.66	+	
Washington Northern Idaho Region			
A Burning Desire Group (1)	100.00	=	
Atmosphere of Recovery Group (4)	109.00	-	
Battle Ground Group (BGNA) (3)	65.00	-	
Better Late than Never Group (0)	0.00	-	
Brothers in Recovery Group (1)	100.00	+	
Burning Desires Group (6)	373.00	+	
Chelan & Douglas Counties Area (0)	0.00	-	
Circle of Sisters Group (1)	32.00	+	
Friday Night Alive Group (10)	300.00	-	
Friday Night Live Group (1)	156.03	+	
Friday Night Step Study Group (0)	0.00	-	
Grays Harbor Area (0)	0.00	-	
Hope Fiends Group (1)	300.00	+	
Hope in South Everett Group (1)	118.75	+	
Individual Members (66)	6,804.00	-	
Just for Today Group (7)	29.50	+	
Kind of Thursday Night Group (11)	619.88	-	
Lewis County Area (4)	496.07	+	
Living Clean Group (0)	0.00	-	
Living Clean Group (0)	0.00	-	
Men's Night Out Group (1)	355.00	+	
More Gratitude Less Attitude Group (8)	121.05	-	
Moving Mountains Group (6)	370.00	-	
NA Women Group (1)	10.00	+	
No Grass Group (0)	0.00	-	
North Olympic Peninsula Area (0)	0.00	-	
NW Washington LSU (0)	0.00	-	
Oasis Group (4)	326.62	-	
Port Hadlock Group (1)	50.00	-	
Positive Connections Group (1)	28.00	-	
Recovery in Progress Group (RIP) (0)	0.00	-	
Safe Place Group (1)	104.70	+	
Sea of Serenity Group (SOS) (2)	160.00	+	
Seattle Area (2)	1,408.00	+	
Serenity in Snohomish Group (0)	0.00	-	
South King County Area (13)	952.15	+	
South Puget Sound Area (4)	2,300.00	-	
Tower of Power Group (7)	75.76	+	
Washington Northern Idaho Region (5)	35,399.79	-	
We do Recovery Group (0)	0.00	+	
Womens Retreat (1)	335.00	+	
<i>Washington Northern Idaho Region Total:</i>	51,599.30	-	
Western New York Region			
Buffalo Area (2)	750.00	+	
Franklinville Discussion Group (1)	100.00	-	
Individual Members (13)	1,253.00	+	
Midnight Snacks & Junkies Group (1)	40.00	+	
Step Up Not Out Group (2)	50.00	+	
Too Sweet Group (1)	30.00	+	
Western New York Region (1)	3,500.00	-	
<i>Western New York Region Total:</i>	5,723.00	-	
Western Russia Region			
Clean South Group (1)	50.00	-	
Western Russia Region (1)	535.00	-	
<i>Western Russia Region Total:</i>	585.00	-	
Wisconsin Region			
A Time to Share Group (0)	0.00	-	
Badgerland Area (2)	108.25	+	
Individual Members (2)	130.66	+	
Inland Lakes Unity Area (1)	398.82	-	
It Can Happen Group (0)	0.00	-	
Let It Out Group (2)	40.00	+	
Lifeboat Group (0)	0.00	-	
Milwaukee Area (4)	2,588.46	+	
Nameless Monday Group (2)	92.35	+	
North Central WI Area (7)	929.68	+	
North East Wisconsin Area (6)	600.00	=	
Regifting Group (0)	0.00	-	
When at the End of the Road Group (2)	440.80	+	
Wisconsin Region (2)	322.15	-	
Women in Recovery Group (9)	147.97	+	
<i>Wisconsin Region Total:</i>	5,799.14	+	
Other Events			
Circle of Sisters COS XXII (0)	0.00	-	
MACCNA Inc (Mexico, Arizona, California Conv) (1)	8,309.00	+	
Miracle of Women Conference (0)	0.00	-	
Multi-Zonal Service Symposium (1)	2,805.13	+	
NA Middle East Convention (2)	11,125.40	+	
Pacific Northwest Convention (0)	0.00	-	
Texas State Convention (1)	2,135.15	-	
World Convention Unity Day (1)	23,349.46	+	
<i>Other Events Total:</i>	47,724.14	+	
Zonal Forums			
Canadian Assembly (1)	15,000.00	+	
European Delegates Meeting (1)	11,363.64	-	
Midwest Zonal Forum (4)	770.00	+	
Plains States Zonal Forum (2)	3,313.02	+	
Russian Zonal Forum (0)	0.00	-	
Southern Zonal Forum (1)	2,500.00	+	
<i>Zonal Forum Total:</i>	32,946.66	-	
Grand Total:	\$805,208.29	-	

Narcotics Anonymous World Services Consolidated Statement of Financial Position

Balance Sheet – For the Twelve Months Ending 30 June 2019

CURRENT ASSETS

Cash and Cash Equivalents		
Checking Accounts and Money Market	\$ 1,533,079	
Reserve Accounts	1,578,836	
	<hr/>	
Total Accessible Cash for Operations	\$ 3,111,914	
Cash in Iran	\$ 295,016	
	<hr/>	
Cash Total		\$ 3,406,930
Accounts Receivable		
Accounts Receivable	\$ 744,060	
Convention & Conference Clearing Accounts	(0)	
Less Allowance for Doubtful Accounts	(104,462)	
	<hr/>	
Receivable Total		\$ 639,598
Inventory		\$ 1,897,437
Prepaid Expenses and Sales Deposits		170,053
WCNA Deposits and Prepaid Expenses		11,263
	<hr/>	
Total Current Assets		\$ 6,125,281
EQUIPMENT, FURNITURE AND IMPROVEMENTS		
Equipment and Furniture	\$ 1,828,523	
Leasehold Improvements	1,161,363	
Intellectual and Software Property	3,213,213	
Less Accumulated Depreciation and Amortization	(4,942,819)	
	<hr/>	
Total Equipment, Furniture and Improvements		\$ 1,260,280
TOTAL ASSETS		\$7,385,561

CURRENT LIABILITIES

Accounts Payable	\$ 211,757	
Accrued Payroll Expense	298,176	
	<hr/>	
Total Current Liabilities		\$509,932
LONG TERM LIABILITIES		
Notes Payable	0	
Lease Buy Out	\$391,621	
	<hr/>	
Total Long Term Liabilities		\$391,621
DEFERRED INCOME		
Conventions	\$ -	
	<hr/>	
Total Deferred Income		0
NET ASSETS		
Previous Unrestricted Net Assets	\$ 6,775,557	
Current Gain / (Loss) Unrestricted Net Assets	(291,549)	
	<hr/>	
Total Net Assets		\$6,484,008
TOTAL LIABILITIES AND NET ASSETS		\$7,385,561

Narcotics Anonymous World Services

Consolidated Statement of Activities

Income Statement – For the Twelve Months Ending 30 June 2019

	<u>YTD ACTUAL</u>	<u>YTD BUDGET</u>	<u>VARIANCE</u>	<u>VARIANCE%</u>
INCOME				
RECOVERY LITERATURE INCOME				
BASIC TEXT	\$ 2,131,603	\$ 2,147,983	\$ (16,380)	-1%
BASIC TEXT: Translated	270,995	186,439	84,556	45%
BASIC TEXT: Softcover	1,020,295	1,009,882	10,412	1%
JUST FOR TODAY	784,972	791,278	(6,306)	-1%
WORKS: HOW & WHY	614,415	623,101	(8,686)	-1%
SPONSORSHIP BOOK	28,590	32,455	(3,865)	-12%
STEP WORKING GUIDES	872,898	805,381	67,517	8%
LIVING CLEAN	411,517	400,000	11,517	3%
GUIDING PRINCIPLES	195,510	300,000	(104,490)	-35%
ePUB BOOKS	98,867	94,863	4,003	4%
LITERATURE INCOME (IRAN)	307,852	761,387	(453,535)	-60%
OTHER RECOVERY LITERATURE	1,355,491	1,350,999	4,492	0%
Subtotal	\$ 8,093,005	\$ 8,503,768	\$ (410,763)	-5%
OTHER INVENTORY INCOME				
MEDALLIONS	\$ 910,411	\$ 861,596	\$ 48,815	6%
KEY TAGS & CHIPS	1,286,969	1,328,762	(41,793)	-3%
NON-FIPT INFORMATION BOOKLETS	33,706	60,228	(26,521)	-44%
SERVICE MATERIAL	180,942	195,772	(14,830)	-8%
SPECIALTY ITEMS	111,871	81,701	30,170	37%
MIRACLES HAPPEN	20,020	23,855	(3,835)	-16%
Subtotal	\$ 2,543,920	\$ 2,551,914	\$ (7,994)	
SHIPPING	\$ 578,439	\$ 607,236	\$ (28,797)	-5%
DISCOUNTS	(1,493,415)	(1,403,108)	(90,307)	6%
DEVELOPMENTAL SUBSIDIES & ALLOWANCES	(260,934)	(158,449)	(102,485)	65%
Subtotal	\$ (1,175,909)	\$ (954,321)	\$ (221,588)	23%
Gross Literature Income (less discounts)	\$ 9,461,016	\$10,101,361	\$ (640,345)	-6%
Gross Literature Income (without IRAN)	\$ 9,153,164	\$ 9,339,974	\$ (186,811)	-2%
RECOVERY LITERATURE COST OF GOODS				
BASIC TEXT	\$ 430,169	\$ 383,878	\$ 46,291	12%
BASIC TEXT: Translated	45,473	58,566	(13,094)	-22%
BASIC TEXT: Softcover	130,198	129,183	1,016	1%
JUST FOR TODAY	82,919	69,790	13,129	19%
WORKS: HOW & WHY	101,986	102,597	(611)	-1%
SPONSORSHIP BOOK	5,659	7,374	(1,715)	-23%
STEP WORKING GUIDES	102,164	82,039	20,125	25%
LIVING CLEAN	47,849	60,297	(12,448)	-21%
GUIDING PRINCIPLES	22,819	52,906	(30,087)	-57%
ePUB BOOKS	29,660	32,961	(3,301)	-10%
LITERATURE INCOME (IRAN)	194,039	573,198	(379,159)	-66%
OTHER RECOVERY LITERATURE	348,190	260,254	87,936	34%
Subtotal	\$ 1,541,125	\$ 1,813,043	\$ (271,919)	-15%

Narcotics Anonymous World Services Consolidated Statement of Activities

Income Statement – For the Twelve Months Ending 30 June 2019

	<u>YTD ACTUAL</u>	<u>ANNUAL</u>	<u>VARIANCE</u>	<u>VARIANCE%</u>
OTHER INVENTORY INCOME				
MEDALLIONS	\$ 189,279	\$ 199,796	\$ (10,517)	-5%
KEY TAGS & CHIPS	266,362	300,593	(34,230)	-11%
NON-FIPT INFORMATION BOOKLETS	96,826	5,424	91,403	1685%
SERVICE MATERIAL	84,298	11,510	72,788	632%
SPECIALTY ITEMS	64,049	23,620	40,429	171%
MIRACLES HAPPEN	3,981	43,587	(39,606)	-91%
INVENTORY ADJUSTMENT - no budget	205	4,662	-	
Subtotal	\$ 705,002	\$ 589,192	\$ 120,267	20%
Total Cost of Goods	\$ 2,246,127	\$ 2,402,236	\$ (151,652)	-6%
Total Cost of Goods without IRAN	\$ 2,052,088	\$ 1,829,038	\$ 227,507	12%
Net Literature Income	\$ 7,214,889	\$ 7,699,125	\$ (488,693)	-6%
Net Literature Income without IRAN	\$ 7,101,076	\$ 7,510,936	\$ (414,317)	-6%
FELLOWSHIP CONTRIBUTIONS				
Members	\$ 59,192	\$ 114,015	\$ (54,822)	-48%
Groups	80,676	84,364	(3,688)	-4%
Areas	131,125	164,866	(33,740)	-20%
Regions	450,177	567,645	(117,468)	-21%
Events/Conventions	27,741	114,932	(87,191)	-76%
Unity Day	23,349	-	23,349	
Zonal & Other Forums	32,947	57,858	(24,911)	-43%
Total Donations	\$ 805,208	\$ 1,103,679	\$ (298,470)	-27%
MISCELLANEOUS INCOME				
LICENSED VENDOR PAYMENTS	\$ 34,672	\$ 30,325	\$ 4,347	14%
INTEREST	6,938	3,767	3,171	84%
MISCELLANEOUS	1,991	0	1,991	
INTERBRANCH	1	0	1	
Total Miscellaneous Income	\$ 43,602	\$ 34,092	\$ 9,510	28%
OPERATING INCOME	\$ 8,063,700	\$ 8,836,896	\$ (777,653)	-9%
OPERATING INCOME (Not including IRAN)	\$ 7,949,887	\$ 8,648,707	\$ (703,277)	-8%

Narcotics Anonymous World Services Consolidated Statement of Activities

Income Statement – For the Twelve Months Ending 30 June 2019

EXPENSE	YTD ACTUAL	ANNUAL	VARIANCE	VARIANCE%
LITERATURE PRODUCTION & DISTRIBUTION				
FIXED OPERATIONAL EXPENSES				
IN HOUSE PRODUCTION (not included in Cost of Goods)	\$ 75,946	\$ 94,090	\$ (18,144)	-19%
TRANSLATIONS (not included in Cost of Goods)	51,089	37,350	13,739	37%
LITERATURE DISTRIBUTION (IRAN)	127,155	66,954	60,201	90%
SHIPPING	576,206	611,353	(35,148)	-6%
BUSINESS PLAN WORKGROUP	6,455	7,700	(1,245)	-16%
LEGAL	8,964	40,109	(31,145)	-78%
LIT PRODUCTION & DISTRIBUTION TRAVEL	106,711	12,343	94,369	765%
ACCOUNTING	\$ 21,930	\$ 19,543	\$ 2,387	12%
PERSONNEL	1,591,527	1,426,349	165,178	12%
OVERHEAD	938,795	804,937	133,858	17%
TECHNOLOGY	158,937	134,247	24,690	18%
Total Literature Production & Distribution	\$ 3,663,714	\$ 3,254,975	\$ 408,739	13%
Total Literature Production & Distribution without IRAN	\$ 3,536,559	\$ 3,188,022	\$ 348,537	11%
WORLD SERVICE CONFERENCE SUPPORT				
FIXED OPERATIONAL EXPENSES				
PUBLICATIONS	\$ 8,540	\$ 13,453	\$ (4,914)	-37%
WORLD SERVICE CONFERENCE BIENNIAL MEETING	28,497	25,000	3,497	14%
WORLD BOARD	166,519	210,000	(43,481)	-21%
HUMAN RESOURCE PANEL	11,304	24,599	(13,295)	-54%
WSC CO-FACILITATOR	-	2,613	(2,613)	-100%
ACCOUNTING	\$ 12,696	\$ 11,314	\$ 1,382	12%
PERSONNEL	921,410	825,781	95,629	12%
OVERHEAD	543,586	466,016	77,570	17%
TECHNOLOGY	92,016	77,722	14,294	18%
Subtotal	\$ 1,784,568	\$ 1,656,499	\$ 128,069	8%
VARIABLE OPERATIONAL EXPENSES				
WSC of the FUTURE	46,765	\$ 90,000	\$ (43,235)	-48%
Total World Service Conference Support	\$ 1,831,333	\$ 1,746,499	\$ 84,834	5%
FELLOWSHIP DEVELOPMENT				
FIXED OPERATIONAL EXPENSES				
PUBLICATIONS	83,106	\$ 101,129	\$ (18,024)	-18%
FELLOWSHIP SUPPORT	290,091	383,480	(93,389)	-24%
PUBLIC RELATIONS	91,538	90,065	1,473	2%
DEVELOPMENTAL LITERATURE	571,382	407,236	164,146	40%
ACCOUNTING	\$ 20,199	\$ 18,000	\$ 2,199	12%
PERSONNEL	1,465,880	1,313,743	152,137	12%
OVERHEAD	906,715	741,389	165,325	22%
TECHNOLOGY	146,389	123,649	22,740	18%
Subtotal	\$ 3,575,299	\$ 3,178,691	\$ 396,608	12%

Narcotics Anonymous World Services Consolidated Statement of Activities

Income Statement – For the Twelve Months Ending 30 June 2019

	<u>YTD ACTUAL</u>	<u>ANNUAL</u>	<u>VARIANCE</u>	<u>VARIANCE%</u>
VARIABLE OPERATIONAL EXPENSES				
DAILY MEDITATION BOOK	37,544	\$ 45,000	\$ (7,456)	-17%
MENTAL HEALTH/ILLNESS PAMPHLET	24,511	30,000	(5,489)	-18%
PUBLIC RELATIONS ROUNDTABLES	-	38,000	(38,000)	-100%
Total Fellowship Development	\$ 3,637,353	\$ 3,291,691	\$ 345,663	11%
EVENTS				
FIXED OPERATIONAL EXPENSES				
FUTURE (AND PRIOR) CONVENTIONS	\$ 31,376	\$ -	\$ 31,376	
ACCOUNTING	2,886	2,571	314	12%
PERSONNEL	209,412	187,678	21,734	12%
OVERHEAD	123,526	105,913	17,613	17%
TECHNOLOGY	20,913	17,664	3,249	18%
Total Events (Not including WCNA)	\$ 388,112	\$ 313,826	\$ 74,286	24%
TOTAL EXPENSE (Not inc. WCNA)	\$9,520,512	\$8,606,991	\$913,521	11%
TOTAL EXPENSE (Not inc. IRAN)	\$9,393,357	\$8,540,037	\$853,320	10%
EXCESS REV/EXP (Not inc. WCNA)	(\$1,456,812)	\$229,905	(\$1,691,175)	-736%
EXCESS REV/EXP (Not inc. IRAN)	(\$1,443,470)	\$108,670	(\$1,556,598)	-1432%
EVENT SPECIFIC				
EVENT SPECIFIC INCOME				
WCNA-37 INCOME				
REGISTRATION	\$ 2,451,131	\$ 2,327,500	\$ 123,631	5%
SPECIAL EVENTS	645,560	673,000	(27,440)	-4%
NEWCOMER DONATIONS	33,226	15,000	18,226	122%
MERCHANDISE	873,432	904,584	(31,152)	-3%
OTHER SALES	366,363	50,000	316,363	633%
Total Event Specific Income	\$ 4,369,712	\$ 3,970,084	\$ 399,628	10%
EVENT SPECIFIC EXPENSE				
WCNA-37 EXPENSE				
REGISTRATION	\$ 636,867	\$ 739,200	\$ (102,333)	-14%
SPECIAL EVENTS	471,378	638,250	(166,872)	-26%
PROGRAM	336,787	356,500	(19,714)	-6%
MERCHANDISE	757,063	785,600	(28,537)	-4%
FACILITIES	772,792	789,000	(16,208)	-2%
SUPPORT COMMITTEE	40,018	50,000	(9,982)	-20%
ADMINISTRATION	189,544	206,850	(17,306)	-8%
Total Event Specific Expense	\$ 3,204,449	\$ 3,565,400	\$ (360,951)	-10%
Total Event Specific Excess Revenue/Expense	\$ 1,165,263	\$ 404,684	\$ 760,579	188%
INCREASE (DECREASE) NET ASSETS	(\$291,549)	\$634,589	(\$930,596)	-147%
INCREASE (DECREASE) without IRAN	(\$278,207)	\$513,354	(\$796,019)	-155%



INDEPENDENT AUDITORS' REPORT

To the World Board of
Narcotics Anonymous World Services, Inc.

We have audited the accompanying consolidated financial statements of Narcotics Anonymous World Services, Inc. (a nonprofit organization) which comprise the consolidated statements of financial position as of June 30, 2019, 2018, and 2017, and the related consolidated statements of activities, functional expenses, and cash flows for the years then ended, and the related notes to the consolidated financial statements.

Management's Responsibility for the Financial Statements

Management is responsible for the preparation and fair presentation of these consolidated financial statements in accordance with accounting principles generally accepted in the United States of America; this includes the design, implementation, and maintenance of internal control relevant to the preparation and fair presentation of financial statements that are free from material misstatement, whether due to fraud or error.

Auditor's Responsibility

Our responsibility is to express an opinion on these consolidated financial statements based on our audits. We did not audit the financial statements of Payam Omega (the official business name of the Iran service office), which statements reflect total assets of \$818,936 and \$921,634 as of June 30, 2018 and 2017, respectively, and net revenues of \$261,182 and \$224,450, respectively, for the years then ended. Those statements were audited by other auditors whose report has been furnished to us, and our opinion, insofar as it relates to the amounts included for Payam Omega, is based solely on the report of the other auditors. We conducted our audits in accordance with auditing standards generally accepted in the United States of America. Those standards require that we plan and perform the audit to obtain reasonable assurance about whether the financial statements are free from material misstatement.

An audit involves performing procedures to obtain audit evidence about the amounts and disclosures in the consolidated financial statements. The procedures selected depend on the auditor's judgment, including the assessment of the risks of material misstatement of the consolidated financial statements, whether due to fraud or error. In making those risk assessments, the auditor considers internal control relevant to the entity's preparation and fair presentation of the consolidated financial statements in order to design audit procedures that are appropriate in the circumstances, but not for the purpose of expressing an opinion on the effectiveness of the entity's internal control. Accordingly, we express no such opinion. An audit also includes evaluating the appropriateness of accounting policies used and the reasonableness of significant accounting estimates made by management, as well as evaluating the overall presentation of the consolidated financial statements.

We believe that the audit evidence we have obtained is sufficient and appropriate to provide a basis for our qualified audit opinion.

To the World Board of
Narcotics Anonymous World Services, Inc.

Basis for Qualified Opinion

We did not audit the financial statements of Payam Omega as of and for the year ended June 30, 2019, and they were not audited by other auditors due to declining relations between Iran and the United States of America. We were unable to obtain sufficient appropriate audit evidence about the amounts recognized for the Iran service office as of and for the year ended June 30, 2019. Consequently, we were unable to determine whether any adjustments to those amounts were necessary.

Qualified Opinion

In our opinion, except for the possible effects of the matter described in the Basis for Qualified Opinion paragraph, the consolidated financial statements referred to above present fairly, in all material respects, the financial position of Narcotics Anonymous World Services, Inc. as of June 30, 2019, 2018, and 2017, and the changes in its net assets and its cash flows for the years then ended in accordance with accounting principles generally accepted in the United States of America.



MILLER KAPLAN ARASE LLP

North Hollywood, California

January 21, 2020

Narcotics Anonymous World Services Consolidated Statement of Financial Position Exhibit A

	June 30, 2019	June 30, 2018	June 30, 2017
Assets			
Current assets:			
Cash and cash equivalents	\$ 2,453,603	\$ 5,011,831	\$ 3,155,165
Investments - at fair value	937,964	746,146	537,927
Accounts receivable (net of allowance for uncollectible accounts of \$105,262, \$87,514, and \$87,460, respectively)	639,597	1,070,118	752,449
Publication inventory	1,897,437	1,455,698	1,549,384
Prepaid expenses	203,821	155,751	253,807
Total current assets	<u>6,132,422</u>	<u>8,439,544</u>	<u>6,248,732</u>
Property and equipment:			
Furniture and equipment	1,828,523	1,585,783	1,518,246
Leasehold improvements	1,161,363	1,123,408	1,072,760
	<u>2,989,886</u>	<u>2,709,191</u>	<u>2,591,006</u>
Less: accumulated depreciation and amortization	<u>(2,584,761)</u>	<u>(2,411,702)</u>	<u>(2,263,265)</u>
Total property and equipment - net	<u>405,125</u>	<u>297,489</u>	<u>327,741</u>
Other assets:			
Deposits	(7,140)	276,845	(12,132)
Trademarks, software and copyrights (net of accumulated amortization of \$2,358,059, \$2,152,909, and \$1,955,531, respectively)	855,154	891,788	857,610
Total other assets	<u>848,014</u>	<u>1,168,633</u>	<u>845,478</u>
Total assets	<u><u>\$ 7,385,561</u></u>	<u><u>\$ 9,905,666</u></u>	<u><u>\$ 7,421,951</u></u>
Liabilities and net assets			
Current liabilities:			
Accounts payable	\$ 211,756	\$ 461,711	\$ 283,057
Lease buyout	391,621	494,829	-
Accrued salaries, vacation and tax withholdings payable	298,176	176,655	152,700
Deferred convention revenue	-	1,996,914	-
Total liabilities	901,553	3,130,109	435,757
Net assets without donor restrictions	<u>6,484,008</u>	<u>6,775,557</u>	<u>6,986,194</u>
Total liabilities and net assets	<u><u>\$ 7,385,561</u></u>	<u><u>\$ 9,905,666</u></u>	<u><u>\$ 7,421,951</u></u>

See accompanying notes to consolidated financial statements.

Narcotics Anonymous World Services Consolidated Statement of Financial Position Exhibit B

	Years Ended		
	June 30, 2019	June 30, 2018	June 30, 2017
Revenues, gains and other support:			
Sales of publications and program materials	\$ 9,720,688	\$ 9,910,454	\$ 10,308,835
Less discounts and cost of sales	<u>3,007,354</u>	<u>2,964,450</u>	<u>2,988,512</u>
Net sales of publications and program materials	6,713,334	6,946,004	7,320,323
Convention registration and other revenue	4,369,712	741	1,196
Fellowship contributions	805,207	1,000,300	1,189,265
Interest	6,938	6,777	3,782
Other	<u>36,534</u>	<u>35,282</u>	<u>30,533</u>
Total revenues, gains and other support	<u>11,931,725</u>	<u>7,989,104</u>	<u>8,545,099</u>
Program expenses:			
Literature production and distribution	2,525,049	2,097,986	2,072,535
World Service Conference support	4,479,432	1,743,326	1,524,870
Fellowship development	3,359,320	2,828,064	2,701,265
Events	<u>302,650</u>	<u>400,596</u>	<u>156,131</u>
	10,666,451	7,069,972	6,454,801
Management and general expenses	1,185,161	785,553	717,196
Depreciation and amortization	<u>371,662</u>	<u>344,216</u>	<u>324,687</u>
Total expenses	<u>12,223,274</u>	<u>8,199,741</u>	<u>7,496,684</u>
Change in net assets	(291,549)	(210,637)	1,048,415
Net assets without donor restrictions:			
Beginning of year	<u>6,775,557</u>	<u>6,986,194</u>	<u>5,937,779</u>
End of year	<u>\$ 6,484,008</u>	<u>\$ 6,775,557</u>	<u>\$ 6,986,194</u>

See accompanying notes to consolidated financial statements.

Narcotics Anonymous World Services Consolidated Statement of Financial Position Exhibit C-1

Year Ended June 30, 2019						
Program Services						
	Production and Distribution	Service Conference Support	Fellowship Development	Events	Management and General	Total
Expenses:						
Salaries, wages and payroll taxes	\$ 1,160,640	\$ 671,950	\$ 1,069,011	\$ 152,716	\$ 339,369	\$ 3,393,686
Employee health benefits	185,246	107,248	170,621	24,374	54,166	541,655
Retirement contribution	45,808	26,521	42,192	6,027	13,394	133,942
Contract labor	23,360	13,524	21,516	3,074	6,830	68,304
Convention expenses	-	2,912,242	-	-	323,582	3,235,824
Occupancy	379,502	153,457	244,136	34,877	90,219	902,191
Travel	100,247	2,502	6,348	554	12,183	121,834
Conferences	-	77,909	-	-	8,657	86,566
Worldwide workshops	-	-	211,113	-	23,457	234,570
Telephone	54,955	31,816	50,616	7,231	16,068	160,686
Postage	17,761	10,283	16,358	2,337	5,193	51,932
Office expenses	72,567	42,013	66,838	9,548	21,219	212,185
Professional fees	46,190	21,751	34,603	4,943	11,943	119,430
Equipment leases	230,333	133,351	212,149	30,307	67,349	673,489
Computer expenses	165,877	96,034	152,782	21,826	48,502	485,021
Insurance	29,275	16,949	26,964	3,852	8,560	85,600
Developmental literature	-	-	340,606	-	37,845	378,451
Free publications	-	7,685	74,795	-	9,165	91,645
Free literature	-	-	372,725	-	41,414	414,139
Currency conversion	(5,889)	(3,409)	47,905	(775)	4,203	42,035
Public relations	-	-	82,384	-	9,154	91,538
Workgroups	5,810	-	-	-	645	6,455
World Board	-	149,867	-	-	16,652	166,519
Fellowship assistance	-	-	103,346	-	11,483	114,829
Website expenses	-	-	-	-	-	-
Other operating expenses	13,367	7,739	12,312	1,759	3,909	39,086
	<u>2,525,049</u>	<u>4,479,432</u>	<u>3,359,320</u>	<u>302,650</u>	<u>1,185,161</u>	<u>11,851,612</u>
Depreciation and amortization	127,108	73,589	117,074	16,725	37,166	371,662
Total expenses	<u>\$ 2,652,157</u>	<u>\$ 4,553,021</u>	<u>\$ 3,476,394</u>	<u>\$ 319,375</u>	<u>\$ 1,222,327</u>	<u>\$ 12,223,274</u>

See accompanying notes to consolidated financial statements.

Narcotics Anonymous World Services Consolidated Statement of Financial Position Exhibit C-2

Year Ended June 30, 2018						
	Program Services					Total
	Production and Distribution	Service Conference Support	Fellowship Development	Events	Management and General	
Expenses:						
Salaries, wages and payroll taxes	\$ 1,039,073	\$ 595,734	\$ 942,092	\$ 193,960	\$ 307,873	\$ 3,078,732
Employee health benefits	187,478	107,487	169,980	34,996	55,549	555,490
Retirement contribution	33,526	19,220	30,397	6,258	9,934	99,335
Contract labor	153	88	140	28	46	455
Convention expenses	-	-	-	34,525	3,836	38,361
Occupancy	305,169	142,820	225,855	46,500	80,038	800,382
Travel	41,750	7,258	4,930	932	6,097	60,967
Conferences	-	431,736	-	-	47,971	479,707
Worldwide workshops	-	-	277,792	-	30,866	308,658
Telephone	48,287	27,684	43,780	9,014	14,307	143,072
Postage	12,390	8,078	11,235	2,313	3,780	37,796
Office expenses	38,434	21,964	34,845	7,174	11,380	113,797
Professional fees	71,652	16,057	25,393	5,228	13,148	131,478
Equipment leases	188,464	108,053	170,874	35,180	55,841	558,412
Computer expenses	92,816	53,214	84,153	17,326	27,501	275,010
Insurance	20,112	11,531	18,235	3,755	5,959	59,592
Developmental literature	-	-	93,578	-	10,398	103,976
Free publications	-	26,690	81,504	-	12,021	120,215
Free literature	-	1,137	170,858	-	19,110	191,105
Currency conversion	-	-	250,179	-	27,798	277,977
Public relations	-	-	39,579	-	4,398	43,977
Workgroups	436	-	-	-	48	484
World Board	-	154,111	-	-	17,123	171,234
Fellowship assistance	-	-	136,120	-	15,124	151,244
Website expenses	6,956	3,989	6,307	1,299	2,061	20,612
Other operating expenses	11,290	6,475	10,238	2,108	3,346	33,457
	<u>2,097,986</u>	<u>1,743,326</u>	<u>2,828,064</u>	<u>400,596</u>	<u>785,553</u>	<u>7,855,525</u>
Depreciation and amortization	116,172	66,606	105,330	21,686	34,422	344,216
Total expenses	<u>\$ 2,214,158</u>	<u>\$ 1,809,932</u>	<u>\$ 2,933,394</u>	<u>\$ 422,282</u>	<u>\$ 819,975</u>	<u>\$ 8,199,741</u>

See accompanying notes to consolidated financial statements.

Narcotics Anonymous World Services

Consolidated Statement of Financial Position

Exhibit C-3

Year Ended June 30, 2017						
	Program Services					Total
	Production and Distribution	Service Conference Support	Fellowship Development	Events	Management and General	
Expenses:						
Salaries, wages and payroll taxes	\$ 1,016,054	\$ 718,012	\$ 894,128	\$ 81,284	\$ 301,054	\$ 3,010,532
Employee health benefits	170,071	120,183	149,663	13,606	50,392	503,915
Retirement contribution	25,565	18,067	22,498	2,045	7,575	75,750
Contract labor	18,242	12,891	16,053	1,460	5,405	54,051
Convention expenses	-	-	-	2,710	301	3,011
Occupancy	331,777	174,387	217,161	19,742	82,562	825,629
Travel	5,072	3,767	5,890	406	1,682	16,817
Conferences	-	23,409	-	-	2,601	26,010
Worldwide workshops	-	-	184,835	-	20,537	205,372
Telephone	44,451	31,413	39,117	3,556	13,170	131,707
Postage	8,029	6,500	7,066	643	2,470	24,708
Office expenses	38,933	27,513	34,261	3,115	11,536	115,358
Professional fees	94,709	21,974	27,363	2,488	16,280	162,814
Equipment leases	167,703	118,510	147,580	13,416	49,690	496,899
Computer expenses	104,030	73,514	91,545	8,322	30,823	308,234
Insurance	22,718	16,054	19,992	1,817	6,731	67,312
Developmental literature	-	-	53,276	-	5,920	59,196
Free publications	-	10,839	64,429	-	8,363	83,631
Free literature	-	510	332,284	-	36,977	369,771
Currency conversion	-	-	112,677	-	12,520	125,197
Public relations	-	-	83,475	-	9,275	92,750
Workgroups	6,173	14	2	-	688	6,877
World Board	-	133,880	-	-	14,875	148,755
Fellowship assistance	-	-	181,244	-	20,138	201,382
Website expenses	13,099	9,257	11,526	1,048	3,880	38,810
Other operating expenses	5,909	4,176	5,200	473	1,751	17,509
	<u>2,072,535</u>	<u>1,524,870</u>	<u>2,701,265</u>	<u>156,131</u>	<u>717,196</u>	<u>7,171,997</u>
Depreciation and amortization	109,582	77,438	96,432	8,766	32,469	324,687
Total expenses	<u>\$ 2,182,117</u>	<u>\$ 1,602,308</u>	<u>\$ 2,797,697</u>	<u>\$ 164,897</u>	<u>\$ 749,665</u>	<u>\$ 7,496,684</u>

See accompanying notes to consolidated financial statements.

Narcotics Anonymous World Services

Consolidated Statement of Financial Position

Exhibit D

	Years Ended		
	June 30, 2019	June 30, 2018	June 30, 2017
Cash flows from operating activities:			
Change in net assets	\$ (291,549)	\$ (210,637)	\$ 1,048,415
Adjustment to reconcile change in net assets to net cash provided (used) by operating activities:			
Depreciation and amortization	371,662	344,216	324,687
(Increase) decrease in assets:			
Accounts receivable	430,521	(317,669)	(170,873)
Publication inventory	(441,739)	93,686	(153,032)
Prepaid expenses	(48,070)	98,056	(56,693)
Deposits	283,985	(288,977)	(3,827)
Increase (decrease) in liabilities:			
Accounts payable and lease buyout	(353,163)	673,483	164,054
Accrued salaries and withholdings payable	121,521	23,955	(99,967)
Deferred convention revenue	(1,996,914)	1,996,914	-
Net cash provided (used) by operating activities	(1,923,746)	2,413,027	1,052,764
Cash flows from investing activities:			
Purchases of investments	(694,993)	(666,298)	(207,670)
Proceeds from the sale of investments	503,175	458,079	213,881
Purchases of furniture and equipment	(236,031)	(64,169)	(141,030)
Purchases of leasehold improvements	(37,955)	(52,417)	(47,789)
Payments to secure copyrights and trademarks and purchase software	(168,678)	(231,556)	(309,237)
Net cash (used) by investing activities	(634,482)	(556,361)	(491,845)
Net increase (decrease) in cash and cash equivalents	(2,558,228)	1,856,666	560,919
Cash and cash equivalents:			
Beginning of year	5,011,831	3,155,165	2,594,246
End of year	\$ 2,453,603	\$ 5,011,831	\$ 3,155,165

See accompanying notes to consolidated financial statements.

Notes to Consolidated Financial Statement

Independent Auditors' Report Years Ended June 2019, 2018, and 2017

NOTE 1 - ORGANIZATION AND NATURE OF ACTIVITIES

Narcotics Anonymous World Services, Inc. (NAWS) was incorporated on January 25, 1977 and is headquartered in Chatsworth, California. In addition, NAWS operates literature distribution facilities in India and Toronto, Canada, and offices in Brussels, Belgium, and Iran. NAWS' Iranian service office is known as Payam Omega. NAWS is a not-for-profit organization that provides communications and information for the Fellowship of Narcotics Anonymous (NA). NAWS achieves its purpose by maintaining correspondence with NA groups and service committees, by printing and distributing World Services Conference (WSC) approved literature, and by maintaining the archives and files of NA.

In 1993, NA established the Fellowship Intellectual Property Trust (the Trust). The Trust was established for the purpose of holding and administering all recovery material and other intellectual properties of NA. The Trust is included in the consolidated financial statements of NAWS as a result of common control.

NAWS is exempt from income tax under Section 501(c)(3) of the Internal Revenue Code and under the California Revenue and Taxation Code. The Trust is also exempt under the applicable Internal Revenue Code and comparable California Revenue and Taxation Code. In addition, the Internal Revenue Service has determined that NAWS and the Trust are not private foundations within the meaning of Section 509(a) of the Internal Revenue Code. Therefore, no provision for federal and state income taxes was made for either NAWS or the Trust.

NOTE 2 - SUMMARY OF SIGNIFICANT ACCOUNTING POLICIES

- A. **Consolidation Policy and Basis of Accounting:** The accompanying consolidated financial statements include the accounts of NAWS and the Trust. Significant intercompany balances and transactions are eliminated in consolidation. The consolidated financial statements are prepared on the accrual basis of accounting.
- B. **Financial Statement Presentation:** Under U.S. generally accepted accounting principles (GAAP) not-for-profit organizations are required to report net assets in two classes: net assets with donor restrictions and net assets without donor restrictions. As of June 30, 2019, 2018 and 2017, NAWS had no net assets with donor restrictions.
- C. **Cash and Cash Equivalents:** NAWS considers short-term investments with initial maturities of 90 days or less held in bank and brokerage accounts to be cash equivalents.
- D. **Investments:** NAWS investments are reported at fair value. Investments include certificates of deposit, equities and government securities. See Note 5.
- E. **Inventory:** Publications and other items held for resale are included in inventory and are carried at the lower of cost or net realizable value. Cost for each item is determined using the weighted average method.
- F. **Property and Equipment:** Leasehold improvements and furniture and equipment are recorded at cost. Major additions are capitalized while replacements, maintenance and repairs that do not improve or extend the useful life of the asset are expensed. Depreciation and amortization are computed using the straight-line method over the estimated useful lives of the related assets, which are as follows:

Leasehold improvements	5 years
Furniture and equipment	5 - 10 years

Depreciation and amortization expense related to property and equipment for the years ended June 30, 2019, 2018, and 2017 amounted to \$166,350, \$146,838 and \$150,492, respectively.

- G. **Trademarks and Copyrights:** The cost of acquiring and defending copyrights and trademarks is capitalized and is amortized over the approximate economic life of the copyright or trademark, which is estimated to be ten years. The cost of computer software is also capitalized and amortized over a period of seven years. Amortization expense related to trademarks and copyrights for the years ended June 30, 2019, 2018 and 2017 amounted to \$205,312, \$197,378 and \$174,195, respectively.
- H. **Accounts Receivable and Allowance for Doubtful Accounts:** Accounts receivable are reported net of an allowance for doubtful accounts. The allowance is based on management's estimate of the amount of receivables that will actually be collected. Management estimates uncollectible accounts based on the age of the receivable and other factors.

NOTE 2 - SUMMARY OF SIGNIFICANT ACCOUNTING POLICIES (Continued)

- I. **Translation of Foreign Financial Statements:** Financial operations in Canada, Europe and the Middle East are translated throughout the year to United States dollars. Gains or losses resulting from translating foreign currency financial statements are recorded in the consolidated statements of functional expenses as currency conversion.
- J. **Estimates:** The preparation of financial statements in conformity with GAAP requires management to make estimates and assumptions that affect certain reported amounts and disclosures in the financial statements. Actual results could differ from those estimates.
- K. **Functional Allocation of Expenses:** The costs of providing NAWS' programs and other activities are reported by both their natural and functional classifications in the statements of functional expenses. Expenditures that can be identified with a specific program or supporting service are allocated directly according to their purpose. Costs that are common to more than one function are allocated among the applicable programs and supporting services based on estimates of employee time, using percentages that represent hours spent or wages, or upon estimates of other resources spent.
- L. **Tax Status:** GAAP requires management to evaluate tax positions taken by NAWS and recognize a tax liability if NAWS has taken a tax position that more likely than not would not be sustained upon examination by a tax authority. NAWS is subject to routine audits by taxing jurisdictions; however, there are currently no audits for any tax periods in progress.
- M. **New Accounting Pronouncement:** The Financial Accounting Standards Board (FASB) recently issued ASU 2016-14 *Presentation of Financial Statements of Not-for-Profit Entities*. ASU 2016-14 provides that nonprofit organizations, among other things:
- Present amounts for two net asset classes in the financial statements rather than three;
 - Provide enhanced disclosures about:
 - Amounts and purposes of board designations;
 - Qualitative information about the management of liquid resources available to meet cash needs for one year;
 - Quantitative information about the availability of financial assets to meet cash needs for one year;
 - Expenses by both their natural and functional classifications;
 - Methods used to allocate costs among program and support functions;
 - Underwater endowment funds;
 - Report investment return net of investment expenses; and
 - Use the placed-in-service approach for reporting expirations of restrictions on gifts of cash or other assets to be used to acquire or construct long-lived asset.
- ASU 2016-14 is effective for fiscal years beginning after December 15, 2017. Earlier application is permitted. The amendment is applied retrospectively to all periods presented. NAWS adopted ASU 2016-14 for the year ended June 30, 2019.
- N. **Reclassifications:** Certain balances in NAWS' consolidated financial statements as of and for the years ended June 30, 2017 and 2018 have been reclassified to conform to the presentation used in its consolidated financial statements for the year ended June 30, 2019.

NOTE 3 - RETIREMENT PLAN

NAWS maintains a qualified defined contribution retirement plan, which covers all employees. Under the terms of the plan, employees may elect to contribute pre-tax earnings up to the maximum allowable amount under the Internal Revenue Code. NAWS matches deferrals of up to 8% of compensation (5% through December 31, 2017) based on the employee's number of years of service. NAWS contributions totaled \$133,942, \$99,335 and \$75,750 for the years ended June 30, 2019, 2018 and 2017, respectively.

NOTE 4 - COMMITMENTS AND CONTINGENCIES

NAWS has entered into various lease agreements for the use of office equipment and facilities. The following is a schedule of future minimum rental payments required under leases that have initial or remaining noncancelable lease terms in excess of one year as of June 30, 2019:

Year ending June 30,	
	2020
	2021
	2022
	<u>205,054</u>
Total minimum payments required	<u>\$ 1,098,661</u>

Total payments made under the leases during the years ended June 30, 2019, 2018 and 2017 were \$761,308, \$805,779 and \$966,155, respectively.

NAWS holds equipment not in operation as of June 30, 2019 and makes payments on the original lease. The present value of future minimum payments is reported as a liability in the statements of financial position.

NOTE 5 - INVESTMENTS

GAAP establishes a fair value hierarchy that prioritizes valuation inputs into three levels based on the extent to which inputs used in measuring fair value are observable in the market:

Level 1 – Inputs are quoted prices in an active market.

Level 2 – Inputs are quoted prices for similar instruments and model-based valuation techniques for which all significant assumptions are observable in the market or can be corroborated by observable market data.

Level 3 – Inputs are generally unobservable and typically reflect management's estimates of assumptions that market participants would use in pricing the asset or liability.

The following tables summarize investments based on the inputs used to value them:

June 30, 2019				
	Level 1	Level 2	Level 3	Total
Certificates of deposit	\$ -	\$ -	\$ 936,741	\$ 936,741
U.S. Government and Government Agency obligations	-	1,223	-	1,223
	<u>\$ -</u>	<u>\$ 1,223</u>	<u>\$ 936,741</u>	<u>\$ 937,964</u>
June 30, 2018				
	Level 1	Level 2	Level 3	Total
Certificates of deposit	\$ -	\$ -	\$ 744,611	\$ 744,611
U.S. Government and Government Agency obligations	-	1,535	-	1,535
	<u>\$ -</u>	<u>\$ 1,535</u>	<u>\$ 744,611</u>	<u>\$ 746,146</u>
June 30, 2017				
	Level 1	Level 2	Level 3	Total
Certificates of deposit	\$ -	\$ -	\$ 535,983	\$ 535,983
U.S. Government and Government Agency obligations	-	1,944	-	1,944
	<u>\$ -</u>	<u>\$ 1,944</u>	<u>\$ 535,983</u>	<u>\$ 537,927</u>

Level 2 investments consist of government obligations valued based on trade prices for similar securities. Level 3 investments are certificates of deposit reported at cost, which approximates fair value.

NOTE 5 - INVESTMENTS (Continued)

The following tables reconcile the beginning and ending fair value of the NAWS's Level 3 investments:

	Years Ended		
	June 30, 2019	June 30, 2018	June 30, 2017
Balance, July 1	\$ 744,611	\$ 535,983	\$ 535,364
Purchases/accrued interest	694,993	666,298	207,670
Sales/maturities	<u>(502,863)</u>	<u>(457,670)</u>	<u>(207,051)</u>
Balance, June 30	<u>\$ 936,741</u>	<u>\$ 744,611</u>	<u>\$ 535,983</u>

NOTE 6 - CONCENTRATIONS OF CREDIT RISK

NAWS places its cash and cash equivalents with high quality financial institutions. Cash in U.S. banks is covered by the Federal Deposit Insurance Corporation (FDIC) up to \$250,000 per bank. Cash in Canadian accounts is insured up to \$100,000 (CAD) per bank. At June 30, 2019, deposits in U.S. institutions exceeded insurance limits by \$225,003 and deposits in Canadian banks exceeded insurance limits by \$282,084 (CAD). Cash in European accounts is not covered and totaled approximately \$410,776 (USD) as of June 30, 2019.

Assets reported in the statement of financial position as of June 30, 2019 include cash totaling \$295,016 and publication inventory of \$510,169 at Payam Omega. Due to current relations between Iran and the United States, it is unlikely that NAWS could transfer such assets out of Iran; accordingly their use is limited to Iranian operations.

NOTE 7 - EMPLOYMENT CONTRACT

NAWS has entered into an employment agreement with its Executive Director. The agreement provides for compensation and benefits and expires on December 31, 2021. Should the agreement be terminated by NAWS, certain amounts would be payable to the Executive Director as defined in the agreement. Such amounts have not been accrued as of June 30, 2019.

NOTE 8 - AVAILABILITY OF FINANCIAL ASSETS

As of June 30, 2019, NAWS had \$3,101,728 of financial assets consisting of cash, cash equivalents, and liquid investments available to meet cash needs for general expenditures. None of these financial assets is subject to donor or contractual restrictions that make them unavailable for expenditure within one year of the balance sheet date. NAWS's goal is to maintain cash and liquid investments on hand to meet at least one year's worth of anticipated operating expenses and a policy to structure its financial assets to be available as its general expenditures and liabilities come due.

NOTE 9 - SUBSEQUENT EVENTS

Management has evaluated subsequent events through January 21, 2020, the date these financial statements were available to be issued. There were no material subsequent events that require recognition or additional disclosure in these financial statements.

A VISION FOR

NA SERVICE

All of the efforts of Narcotics Anonymous are inspired by the primary purpose of our groups. Upon this common ground we stand committed.

OUR VISION IS THAT ONE DAY:

- ▶ Every addict in the world has the chance to experience our message in his or her own language and culture and find the opportunity for a new way of life;
- ▶ Every member, inspired by the gift of recovery, experiences spiritual growth and fulfillment through service;
- ▶ NA service bodies worldwide work together in a spirit of unity and cooperation to support the groups in carrying our message of recovery;
- ▶ Narcotics Anonymous has universal recognition and respect as a viable program of recovery.

Honesty, trust, and goodwill are the foundation of our service efforts, all of which rely upon the guidance of a loving Higher Power.